



FACTSHEET

January 31, 2025

Index

MARKETS & BEYOND

ECONOMIC INDICATORS	03
EQUITY MARKET REVIEW	04
DEBT MARKET REVIEW	05
SNAPSHOT OF EQUITY SCHEMES / DEBT SCHEMES / HYBRID & OTHER SCHEMES	07

ABOUT FEW SCHEMES OF CANARA ROBECO MUTUAL FUND

CANARA ROBECO FLEXICAP FUND (CRFCF)	09
CANARA ROBECO BLUE CHIP EQUITY FUND (CRBCEF)	10
CANARA ROBECO EMERGING EQUITIES (CREE)	11
CANARA ROBECO SMALL CAP FUND (CRSCF)	12
CANARA ROBECO INFRASTRUCTURE (CRI)	13
CANARA ROBECO CONSUMER TRENDS FUND (CRCTF)	14
CANARA ROBECO ELSS TAX SAVER (CRETS)	15
CANARA ROBECO FOCUSED EQUITY FUND (CRFEF)	16
CANARA ROBECO VALUE FUND (CRVF)	17
CANARA ROBECO MID CAP FUND (CRNMCF)	18
CANARA ROBECO MULTI CAP FUND (CRMUCF)	19
CANARA ROBECO MANUFACTURING FUND (CRMTF)	20
CANARA ROBECO OVERNIGHT FUND (CROF)	21
CANARA ROBECO LIQUID FUND (CRL)	22
CANARA ROBECO ULTRA SHORT TERM FUND (CRUSTF)	23
CANARA ROBECO SAVINGS FUND (CRSF)	24
CANARA ROBECO SHORT DURATION FUND (CRSDF)	25
CANARA ROBECO INCOME FUND (CRINC)	26
CANARA ROBECO DYNAMIC BOND FUND (CRDBF)	27
CANARA ROBECO CORPORATE BOND FUND (CRCBF)	28
CANARA ROBECO GILT FUND (CRGILT)	29
CANARA ROBECO BANKING AND PSU DEBT FUND (CRBPDF)	30
CANARA ROBECO CONSERVATIVE HYBRID FUND (CRCHF)	31
CANARA ROBECO EQUITY HYBRID FUND (CREHF)	32
CANARA ROBECO BALANCED ADVANTAGE FUND (CRBAF)	33

PERFORMANCE

PERFORMANCE AT A GLANCE	34
-------------------------------	----

SCHEME PERFORMANCE - FUND MANAGER WISE

SCHEME PERFORMANCE - FUND MANAGER WISE	46
--	----

SIP RETURNS

SIP RETURNS	51
-------------------	----

INCOME DISTRIBUTION CUM CAPITAL WITHDRAWAL (IDCW) - PAYOUT/REINVESTMENT

Income Distribution cum Capital Withdrawal (IDCW) - Payout/Reinvestment	56
---	----

HOW TO READ A FACTSHEET

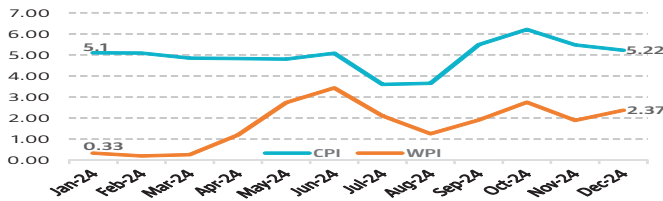
HOW TO READ A FACTSHEET	58
-------------------------------	----

DEFINITION / DISCLAIMERS

DEFINITIONS / DISCLAIMERS	59
---------------------------------	----

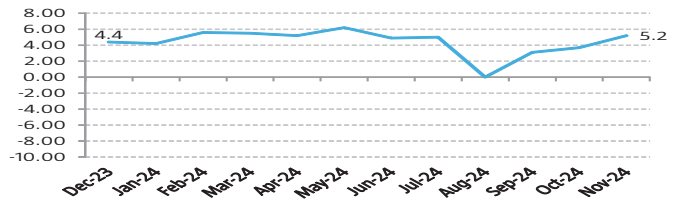
Inflation in India (%)

Consumer Price Index eases to 4-month low to 5.22% in Dec'24 from 5.48% in Nov'24 primarily due to a decline in food and beverage inflation. Wholesale Price Index (WPI) increased to 2.37% in Dec'24 from 1.89% in Nov'24 due to the rise in prices of manufactured items and a low base effect.



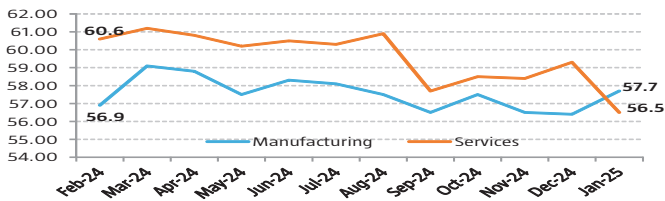
Index of Industrial Production (%)

Index of Industrial Production (IIP) accelerated to 6-months high of 5.2% in Nov'24 from 3.5% in Oct'24. Broad-based improvement in the manufacturing, electricity and mining output supported the overall IIP growth. The recovery was primarily supported by an improvement in the manufacturing sector output, which grew by 5.8% compared to 4.4% in Oct'24. Additionally, mining and electricity output grew by 1.9% and 4.4% respectively, further supporting the IIP rebound. Year-on-year increase was seen in 18 out of 23 subcategories.



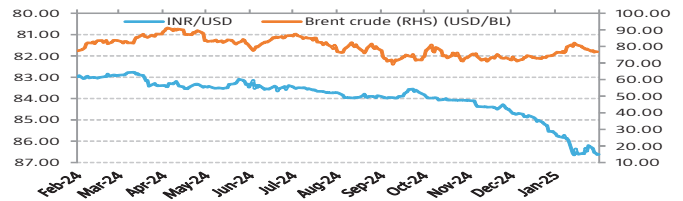
Indian Business Indicators - Purchasing Managers' Index (PMI)

S&P Global India Manufacturing Purchasing Managers' Index (PMI) increased to 6-month high of 57.7 in Jan'25 from 56.4 in Dec'24. This rise was fuelled by the steepest upturn in exports and by new orders which rose at the quickest pace. PMI Services decrease to 56.5 in Jan'25 from 60.8 in Dec'24. India's services sector lost growth momentum in Jan'25, although the PMI remained well above the 50-break-even level. The reading remains in the expansion zone, as a score above 50 indicates expansion, while a score below 50 denotes contraction.



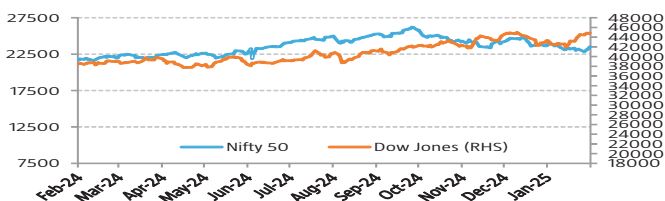
USD INR & Brent Crude Movement

Brent crude oil increased marginally to US\$ 76.76 on Jan'25 end from US\$ 74.64 on Dec'24 as China's manufacturing activity expanded for the third month in a row in Dec'24. Brent crude oil prices rose amid optimism about the outlook for global oil demand and the possibility of a supply shortage resulting from the sanctions imposed on crude oil exports from Iran and Russia. The Rupee closed the month on 86.6162 against Greenback as on Jan'25.



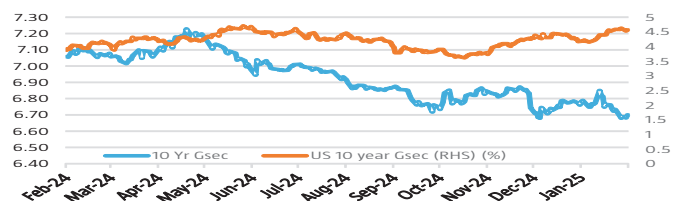
Equity Markets - India & US

Bellwether indices, Nifty 50 and S&P BSE Sensex moved during the month by -0.58% and -0.82% respectively amid rupee's record fall against the U.S. dollar, broad-based sell-off across the sectors on concerns over weak corporate earnings in Q3 FY'25 and continued foreign fund outflows. Foreign Institutional Investors (FIIs) were net sellers in Indian equities to the tune of ₹-78027.13 crore. Gross Goods and Services Tax (GST) collections in Jan'25 stood at Rs. 1.96 trillion, second highest collection in the FY'25, mostly driven by festive demand, representing an 12.3% rise on a yearly basis and this points towards the growing trajectory of the Indian economy. Dow Jones increased sharply by 4.70% from previous month.



Interest Rate Movement (%) - India & US

Yield on the 10-Year benchmark paper remained range-bound, closing at 6.7% on Jan'25 vs 6.76% on Dec'24 aided by RBI's announcement of measures to address the bank liquidity shortage. The liquidity infusion package, which includes the purchase of bonds worth Rs. 60,000 crore in three tranches of Rs. 20,000 each. US 10 year G-Sec closed lower at 4.5387% on Jan'25 vs 4.569% on Dec'24.



Note: The data/statistics are given to explain general market trends, it should not be construed as any research report/research recommendation. The sector(s) mentioned are for the purpose of understanding only and the Fund may or may not have any future position in these sector(s).

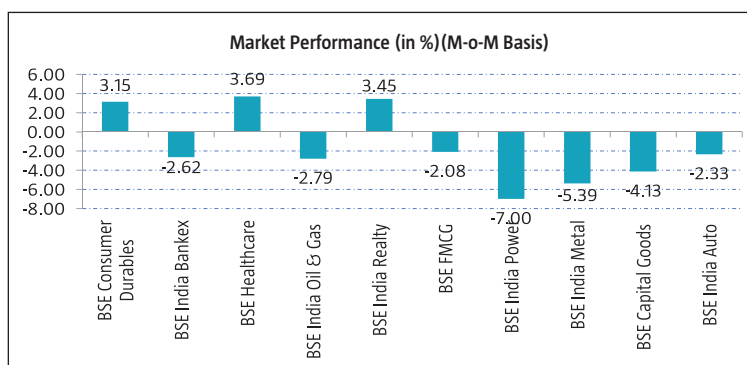
Equity Market Review



Mr. Shridatta Bhandwadar
Head - Equities

Equity Market Update

- ▶ In the month of Jan'25, Nifty 50 dropped slightly by -0.58% amid rupee's record fall against the U.S. dollar, broad-based sell-off across the sectors on concerns over weak corporate earnings in Q3 FY'25 and continued foreign fund outflows.
- ▶ Foreign Institutional Investors (FIIs) were net sellers in Indian equities to the tune of ₹ -78027.13 crore.
- ▶ Gross Goods and Services Tax (GST) collections in Jan'25 stood at Rs. 1.96 trillion, second highest collection in the FY'25, mostly driven by festive demand, representing an 12.3% rise on a yearly basis and this points towards the growing trajectory of the Indian economy.
- ▶ The combined Index of Eight Core Industries (Refinery Products Industry, Electricity, Industry, Steel Industry, Coal Industry, Crude Oil Industry, Natural Gas Industry, Cement Industry, Fertilizers Industry) increased by 4.0% YoY in Dec 2024 as compared to 5.1% growth in Dec 2023. All the components of the Eight Core Industries witnessed growth in Dec 2024 over the corresponding month of last year except natural gas, with coal production witnessed the highest rate of growth with 5.3% followed by steel and electricity with 5.1% each, while crude oil rose the least by 0.6% followed by fertilizers by 1.7%
- ▶ However, at the end of the month, sentiment was boosted after RBI announced several measures to inject over Rs. 1 lakh crore liquidity into the banking system, which also raised the expectations of policy easing by the RBI in its Feb'25 monetary policy meeting. Additionally, there was a decline in global crude oil prices which boosted the sentiments.
- ▶ Globally, U.S. equity markets increased as investors reacted favorably to a number of positive announcements and earnings reports, as well as ongoing optimism about possible interest rate cuts by the U.S. Federal Reserve. News that the U.S. President will announce private sector financing for the construction of artificial intelligence infrastructure bolstered gains. European equity markets rose after the European Central Bank delivered a widely expected 25-basis point interest-rate cut on 30th Jan'25 and guided for a further reduction in Mar'25 due to concerns about economic growth. However, concerns regarding the U.S. President's tariff threats and policies weighed on market sentiment. The closing of the Asian equity markets was uneventful. As concerns about a recently released Chinese artificial intelligence model negatively impacted technology shares, the Japanese markets plummeted. The market's attitude was further impacted by worries about the US tariff proposals.



Note: The past performance may or may not be sustained in the future.

Source: MFI Explorer, ICRA Analytics Ltd. Data as on: 31st Jan'25

Equity Market Outlook

The FY26 Union Budget was set in the context of a) need to stick to the fiscal prudence and b) need to support demand given the economic slowdown. Amid this pull and push, the budget has tried to play a balancing act, with continued fiscal consolidation while lowering tax rates for the middle class to support consumption. The Gross Fiscal Deficit (GFD) for FY26 is targeted at 4.4% of GDP against 4.8% of GDP in FY25. Budget laid out the fiscal roadmap for next 5 years in terms of lowering India's debt to GDP by 6-7% by FY31. Overall, this Budget reinforces government's commitment to fiscal prudence, though the revenue targets look little optimistic for FY26E. The budget has achieved balance beautifully. While there is a consumption boost, the capex allocation has continued to grow at > 10%. While the road and railways have slowed; the defense spending and rural areas has remained healthy. Rural and consumption has clearly returned as focus area after long time.

Beyond fiscal math, the deregulation/ease of doing business has been the key theme of the Budget. Budget has emphasized there is a need to ease permissions, documentation, certifications and licenses specifically for Micro, Small and Medium Enterprises (MSMEs), which would work to increase employment as well. From equity markets standpoint, consumption segments are likely to benefit. As regards portfolio, we maintain our quality/defensive bias and prefer barbel strategy with a mix of consumption and domestic cyclicals including capex plays.

Markets have corrected by 10-15% over last 6 months. The froth in the market to a great degree has been taken out. Nifty now trades at 18XFY27; though the mid and small caps still remain expensive as compared to historical valuation multiples. We expect (like consensus) that the earnings to gradually start normalizing; as both capex and consumption pick up from FY25 lows. We are gradually turning constructive given the expected earnings over FY25-27E (Consensus) and valuations correction which is underway as a combination of time and price correction over last 6 months.

Source: ICRA MFI Explorer



Mr. Avnish Jain
Head - Fixed Income

Global Economy Update:

Macro Backdrop:

- ▶▶ As of early February 2025, the global economy is navigating a complex landscape shaped by recent policy shifts, ongoing geopolitical tensions, and evolving trade dynamics. While the U.S. imposed new tariffs on China in early February 2025, planned tariffs on imports from Canada and Mexico were postponed, alleviating immediate trade tensions in North America. This decision reflects ongoing negotiations to address concerns in key sectors, particularly automotive and agriculture.
- ▶ **GDP Growth:**
 - In January 2025, global GDP growth projections remained modest.
 - The International Monetary Fund (IMF) maintained its forecast of 3.3% growth for both 2025 and 2026, with an upward revision for the United States offsetting downward adjustments in other major economies.
 - The Organization for Economic Co-operation and Development (OECD) projected global GDP growth of 3.3% in 2025, up from 3.2% in 2024, with inflation expected to ease further, supported by the still restrictive stance of monetary policy.
 - The U.S. Federal Reserve maintained a status quo policy during its January 2025 meeting, citing persistent, albeit moderating, inflationary pressures and steady labor market conditions. This cautious approach aims to balance economic growth with the need to ensure long-term price stability.
- ▶ **Purchasing Managers' Index (PMI):**
 - The global manufacturing sector faced challenges in January 2025, with PMIs indicating contraction in several regions due to weakened demand and supply chain disruptions stemming from recent tariff implementations.
 - The S&P Global US Manufacturing PMI edged up to 50.1 in January 2025 from 49.4 in December, beating market expectations of 49.7 and signaling a slight improvement in manufacturing conditions after six months of decline.
 - Services sector demonstrated resilience, particularly in advanced economies, buoyed by robust consumer spending in areas such as travel and hospitality.
- ▶ **Trade and Export-Import Dynamics:**
 - While the U.S. imposed new tariffs on China in early February 2025, planned tariffs on imports from Canada and Mexico were postponed, alleviating immediate trade tensions in North America. This decision reflects ongoing negotiations to address concerns in key sectors, particularly automotive and agriculture.
 - In response, Canada has threatened retaliatory tariffs, signaling potential escalation in trade tensions.
 - These developments have led to fears of a sweeping trade war, with potential far-reaching economic repercussions, including recession risks and inflation.

Inflation Trends:

Global:

- ▶ Headline inflation declined over much of 2024 to reach close to targets in most major economies.
- ▶ The pace of its decline has slowed down in recent months, along with uptick in the US to 2.9 per cent (y-o-y) in December from 2.7 per cent in November.
- ▶ In the Euro area, headline inflation edged up to 2.4 per cent in December from 2.2 per cent in November.
- ▶ In the UK, it moderated to 2.5 per cent in December from 2.6 per cent in November.
- ▶ Inflation in Japan increased to 2.7 per cent in November from 2.3 per cent in October.
- ▶ Among EMEs, CPI inflation in China weakened further to 0.1 per cent in December, its lowest level since March, and in Brazil, it moderated to 4.8 per cent.
- ▶ Inflation, however, increased in Russia in December and South Africa in November.
- ▶ Core inflation moderated in the US and UK in December but remained steady in the Euro area.
- ▶ While services inflation slowed down in the US and UK in December, it recorded a marginal acceleration in the Euro area.

Indian Economy Update:

Macro Backdrop:

- ▶▶ In January 2025, the Indian economy exhibited resilience amid global uncertainties, driven by robust domestic demand and strategic government initiatives.
- ▶ **GDP Growth:**
 - India's GDP is expected to grow by 6.6% in 2025, supported by strong private consumption, and rising investments.
- ▶ **Purchasing Managers' Index (PMI):**
 - Rising from December's one-year low of 56.4 to 57.7 in January, the seasonally adjusted HSBC India Manufacturing Purchasing Managers' Index signaled a robust improvement in the health of the sector.
 - Domestic and export demand were both strong, supporting new orders growth.
 - The HSBC India Services PMI fell to 56.8 in January 2025 from the highest reading in four months in December of 59.3, below market estimates of 59.5, preliminary data showed. This marked the 42nd consecutive month of growth in services activity and the softest pace since November 2022, as outstanding business rose the least in 14 months.
- ▶ **Trade and Export-Import Dynamics:**
 - The trade balance remained under pressure due to high imports of crude oil and electronics. However, exports of software services, textiles, and pharmaceuticals showed resilience.
 - The government's Production Linked Incentive (PLI) schemes began to show results, enhancing export competitiveness in electronics and renewable energy components.

continued...

▶ Labor Markets and Employment:

- The labor market witnessed steady improvement.
- Urban employment rates improved with the expansion of tech and service industries, while rural employment benefited from higher agricultural output and government rural employment schemes.
- The January hiring season in sectors like retail and logistics contributed to temporary job creation, though concerns over underemployment in informal sectors persisted.

Inflation Trends:

Domestic:

- ▶ The Inflation in India eased to a four-month low of 5.2 per cent in December 2024 from 5.5 per cent in November 2024.
- ▶ Food inflation decelerated to 7.7 per cent in December from 8.2 per cent in November. Core inflation remained steady at 3.7 per cent in December 2024, the same as in November.
- ▶ In terms of regional distribution, rural inflation stood at 5.76 per cent higher than urban inflation (4.58 per cent) in December 2024.
- ▶ Majority of the states faced inflation less than 6 per cent.

Budgetary Impact on Fixed Income Markets:

- ▶ Indian yields trended in December, post policy, as rate cut expectations did not materialize.

The Union Budget 2025-26's focus on fiscal consolidation and manageable borrowing levels is expected to positively influence the fixed income market, with potential declines in bond yields and stable spread movements.

Fiscal Deficit and Government Borrowing:

- ▶ Fiscal Deficit Target: The government has set a fiscal deficit target of 4.4% of GDP for the fiscal year 2025-26, a reduction from the revised 4.8% for the current year.
- ▶ Gross Market Borrowing: To fund this deficit, gross market borrowing is projected to increase to ₹ 14.82 lakh crore. However, net market borrowing is expected to see a slight reduction to ₹ 11.54 lakh crore, considering repayments.

Impact on Bond Yields and Spreads:

- ▶ Yields on sovereign securities are expected to reduce marginally, supported by the lower fiscal deficit target (4.4% for FY 2026) and manageable net borrowing of ₹ 11.54 trillion for FY 2026.
- ▶ The government's focus on fiscal consolidation and reduced supply of government securities, along with increased corporate bond issuances due to infrastructure and power sector initiatives, is expected to support a narrowing of spreads between sovereign and corporate bonds.

State-Level Borrowing Dynamics:

- ▶ An interest-free loan of ₹ 1.5 lakh crore to states on a long-term basis will lower their immediate borrowing needs in the primary market, leading to reduced state spreads in the short term.
- ▶ Additional borrowing of 0.5% of GSDP (Gross State Domestic Product), similar to the previous year, will encourage higher issuances, particularly in states linked to the power sector's performance.

Infrastructure Bond Issuances:

- ▶ The National Bank for Financing Infrastructure and Development (NaBFID) aims to boost infrastructure bond issuance (~₹ 1.5 lakh crore in the last three years), focusing on bringing lower-rated bonds up to investment grade. This will reduce dependence on bank funding and promote diversification of financing sources. However, success hinges on regulatory responsiveness and further market development.

Fixed Income Market Outlook:

- ▶ The RBI's stance on monetary policy will play a pivotal role. A stable or easing interest rate environment could further support bond yields, enhancing the attractiveness of fixed-income instruments.
- ▶ The fiscal discipline demonstrated in the budget could improve India's sovereign rating outlook, increasing foreign investor appetite for Indian bonds.

Source: RBI, MOSPI, PIB, CMIE, NSDL, S&P Global, Ministry of Commerce and Industry, Reuters, Bloomberg, Internal Research.

Note: Data updated as available in the beginning of the month.

SNAPSHOT OF EQUITY SCHEMES / HYBRID & OTHER SCHEMES

(as on January 31, 2025)

EQUITY SCHEMES	Canara Robeco Flexicap Fund	Canara Robeco Blue Chip Equity Fund	Canara Robeco Emerging Equities	Canara Robeco Infrastructure	Canara Robeco Consumer Trends Fund	Canara Robeco Small Cap Fund
Category	Flexi Cap Fund	Large Cap Fund	Large & Mid Cap Fund	Thematic - Infrastructure	Thematic - Consumption & Finance Theme	Small Cap Fund
AUM (Cr₹)	12,285.79	14,579.48	23,338.91	810.13	1,679.31	11,527.91
Standard Deviation	12.40	11.50	13.30	16.95	13.54	15.24
Beta	0.87	0.87	0.89	0.54	0.92	0.72
Sharpe	0.42	0.54	0.56	0.98	0.68	0.63
R-Squared	0.95	0.97	0.91	0.61	0.79	0.90
Portfolio Turnover Ratio	0.3	0.25	0.65	0.36	0.23	0.26
Benchmark	BSE 500 TRI	BSE 100 TRI	NIFTY Large Midcap 250 TRI	BSE India Infrastructure TRI	BSE 100 TRI	Nifty Smallcap 250 Index TRI
Fund Manager	Mr. Shridatta Bhandwaladar Mr. Pranav Gokhale	Mr. Shridatta Bhandwaladar Mr. Vishal Mishra	Mr. Amit Nadekar Mr. Shridatta Bhandwaladar	Mr. Vishal Mishra Mr. Shridatta Bhandwaladar	Ms. Ennette Fernandes Mr. Shridatta Bhandwaladar	Mr. Pranav Gokhale Mr. Shridatta Bhandwaladar
Exit Load	1% - if redeemed/switched out within 1 year from the date of allotment. Nil – if redeemed / switched out after 1 year from the date of allotment.					

EQUITY SCHEMES	Canara Robeco Focused Equity Fund	Canara Robeco Value Fund	Canara Robeco Mid Cap Fund	Canara Robeco Multi Cap Fund	Canara Robeco Manufacturing Fund	Canara Robeco ELSS Tax Saver
Category	Focused Fund	Value Fund	Mid Cap Fund	Multi Cap Fund	Thematic Manufacturing	ELSS
AUM (Cr₹)	2,440.70	1,208.76	2,628.74	3,815.61	1,593.33	8,375.66
Standard Deviation	12.26	12.51	-	-	-	12.53
Beta	0.84	0.88	-	-	-	0.88
Sharpe	0.66	0.89	-	-	-	0.49
R-Squared	0.91	0.95	-	-	-	0.95
Portfolio Turnover Ratio	0.51	0.4	0.69	0.54	0.18	0.3
Benchmark	BSE 500 TRI	BSE 500 TRI	BSE 150 Mid Cap TRI	NIFTY 500 Multicap 50:25:25 Index TRI	Nifty India Manufacturing TRI	BSE 500 TRI
Fund Manager	Mr. Shridatta Bhandwaladar Mr. Amit Kadam	Mr. Vishal Mishra Ms. Silky Jain	Mr. Pranav Gokhale Mr. Shridatta Bhandwaladar	Mr. Shridatta Bhandwaladar Mr. Vishal Mishra	Mr. Pranav Gokhale Mr. Shridatta Bhandwaladar	Mr. Vishal Mishra Mr. Shridatta Bhandwaladar
Exit Load	1% - if redeemed/switched out within 365 days from the date of allotment. Nil – if redeemed / switched out after 365 days from the date of allotment.					Nil

HYBRID & OTHER SCHEMES	Canara Robeco Conservative Hybrid Fund	Canara Robeco Equity Hybrid Fund	Canara Robeco Balanced Advantage Fund
Category	Conservative Hybrid Fund	Aggressive Hybrid Fund	Balanced Advantage Fund
AUM (Cr₹)	929.89	10,443.66	1,437.71
Standard Deviation	3.59	9.63	-
Beta	1.02	1.02	-
Sharpe	0.12	0.48	-
R-Squared	0.85	0.95	-
Portfolio Turnover Ratio	1.32	0.6	0.62
Debt Quants	Residual Maturity(Yrs)	9.41	5.02
	Annualised Portfolio YTM(%)	7.33	7.23
	Modified Duration(Yrs)	4.43	3.19
	Macaulay Duration(Yrs)	4.66	3.35
Benchmark	CRISIL Hybrid 85+15-Conservative Index	CRISIL Hybrid 35+65 - Aggressive Index	CRISIL Hybrid 50+50 - Moderate Index
Fund Manager	Mr. Avnish Jain (For Debt Portfolio) Mr. Amit Kadam (For Equity Portfolio)	Ms. Ennette Fernandes, Mr. Shridatta Bhandwaladar (Equities) Mr. Avnish Jain (Fixed Income)	Mr. Shridatta Bhandwaladar Ms. Ennette Fernandes Ms. Suman Prasad Mr. Amit Kadam
Exit Load	For any redemption / switch out upto 10% of units within 1 Year from the date of allotment - Nil For any redemption / switch out more than 10% of units within 1 Year from the date of allotment - 1% For any redemption/switch out after 1 Year from the date of allotment - Nil		1% - if redeemed/switched out above 12% of allotted units within 365 days from the date of allotment. Nil - if redeemed/switched out upto 12% of allotted units within 365 days from the date of allotment Nil - if redeemed /switched out after 365 days from the date of allotment

SNAPSHOT OF DEBT SCHEMES

(as on January 31, 2025)

DEBT SCHEMES	Canara Robeco Overnight Fund	Canara Robeco Liquid Fund	Canara Robeco Ultra Short Term Fund	Canara Robeco Savings Fund	Canara Robeco Short Duration Fund	Canara Robeco Income Fund	Canara Robeco Dynamic Bond Fund	Canara Robeco Corporate Bond Fund	Canara Robeco Gilt Fund	Canara Robeco Banking and PSU Debt Fund
Category	Overnight Fund	Liquid Fund	Ultra Short Duration Fund	Low Duration Fund	Short Duration Fund	Medium to Long Duration Fund	Dynamic Fund	Corporate Bond Fund	Gilt Fund	Banking and PSU Fund
AUM (Cr₹)	626.34	5,184.26	537.21	799.83	335.59	117.46	124.43	129.15	140.18	235.10
Residual Maturity(Yrs)	0.01	0.11	0.69	0.89	3.33	11.60	24.41	6.70	24.83	3.79
Annualised Portfolio YTM(%)	6.55	7.26	7.57	7.59	7.39	6.92	7.04	7.45	7.03	7.44
Modified Duration(Yrs)	0.01	0.10	0.42	0.78	2.57	5.62	10.33	3.67	10.23	2.63
Macaulay Duration(Yrs)	0.01	0.11	0.45	0.83	2.69	5.85	10.78	3.89	10.67	2.78
Benchmark	CRISIL Liquid Overnight Index	CRISIL Liquid Debt A-I Index	CRISIL Ultra Short Duration Debt A-I Index	CRISIL Low Duration Debt A-I Index	CRISIL Short Duration Debt A-II Index	CRISIL Medium to Long Duration Debt A-III Index	CRISIL Dynamic Bond A-III Index	CRISIL Corporate Debt A-II Index	CRISIL Dynamic Gilt Index	CRISIL Banking and PSU Debt A-II Index
Fund Manager	Ms.Suman Prasad	Mr. Kunal Jain Mr. Avnish Jain	Mr. Kunal Jain Mr. Avnish Jain	Mr. Kunal Jain Mr. Avnish Jain	Ms.Suman Prasad Mr. Avnish Jain	Mr. Avnish Jain Mr. Kunal Jain	Mr. Kunal Jain Mr. Avnish Jain	Mr. Avnish Jain Ms.Suman Prasad	Mr. Kunal Jain Mr. Avnish Jain	Ms.Suman Prasad Mr. Avnish Jain
Exit Load	Nil	If redeemed on Day 1; Exit Load is 0.0070%; If redeemed on Day 2; Exit Load is 0.0065%; If redeemed on Day 3; Exit Load is 0.0060%; If redeemed on Day 4; Exit Load is 0.0055%; If redeemed on Day 5; Exit Load is 0.0050%; If redeemed on Day 6; Exit Load is 0.0045%; If redeemed on or after Day 7; Exit Load is Nil.	Nil	Nil	Nil	Nil	Nil	Nil	Nil	Nil

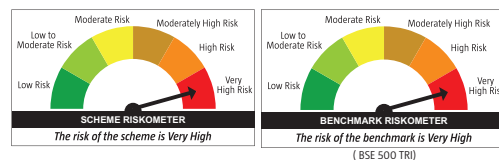
CANARA ROBECO FLEXICAP FUND (CRFCF)

(as on January 31, 2025)

This product is suitable for investors who are seeking*:

- Capital appreciation over long term
- Investment in equity and equity related instruments across large cap, mid cap, small cap stocks

*Investors should consult their financial advisers if in doubt about whether the product is suitable for them.



FUND INFORMATION

CATEGORY/TYPE: Flexi Cap Fund - An open-ended dynamic equity scheme investing across large cap, mid cap, small cap stocks

SCHEME OBJECTIVE: To generate capital appreciation by investing in equity and equity related securities. However, there can be no assurance that the investment objective of the scheme will be realized.

Monthend AUM[#] : ₹ 12,285.79 Crores

Monthly AVG AUM : ₹ 12,421.79 Crores

NAV: (as on January 31, 2025)

Direct Plan - Growth Option ₹ 348.6700

Regular Plan - Growth Option ₹ 312.5600

Regular Plan - IDCW

(payout/reinvestment) ₹ 57.3000

Direct Plan - IDCW

(payout/reinvestment) ₹ 86.6400

DATE OF ALLOTMENT: September 16, 2003

ASSET ALLOCATION:

Equity & Equity Related Instruments - 65% to 100% (Risk - Very High)

Debt and money- market instruments - 0% to 35% (Risk - Low to medium)

Reits/Invts- 0% to 10% (Risk - Very High)

MINIMUM INVESTMENT:

₹ 5000 and in multiples of ₹ 1 thereafter

Subsequent purchases: Minimum amount of ₹ 1000 and multiples of ₹ 1 thereafter

SIP: For Any date/monthly frequency – ₹ 100 and in multiples of ₹ 1 thereafter

For quarterly frequency – ₹ 100 and in multiples of ₹ 1 thereafter

STP: For Daily/Weekly/Monthly frequency – ₹ 1000 and in multiples of ₹ 1 thereafter

For quarterly frequency – ₹ 2000 and in multiples of ₹ 1 thereafter

SWP: For monthly frequency – ₹ 1000 and in multiples of ₹ 1 thereafter

For quarterly frequency – ₹ 2000 and in multiples of ₹ 1 thereafter

For Annual Frequency – ₹ 2,000 and in multiples of ₹ 1 thereafter

PLANS / OPTIONS : Regular Plan - Reinvestment of Income Distribution cum Capital Withdrawal Option

Regular Plan - Payout of Income Distribution cum Capital Withdrawal Option

Regular Plan – Growth Option

Direct Plan - Reinvestment of Income Distribution cum Capital Withdrawal Option

Direct Plan - Payout of Income Distribution cum Capital Withdrawal Option

Direct Plan – Growth Option

ENTRY LOAD: Nil

EXIT LOAD:

1% - if redeemed/switched out within 1 year from the date of allotment.

Nil – if redeemed / switched out after 1 year from the date of allotment.

EXPENSE RATIO[^]:

Regular Plan (%) : 1.70

Direct Plan (%) : 0.58

BENCHMARK: BSE 500 TRI

FUND MANAGER: 1) Mr. Shridatta Bhandwaldar
2) Mr. Pranav Gokhale

TOTAL EXPERIENCE: 1) 19 Years
2) 23 Years

MANAGING THIS FUND: 1) Since 5-July-16
2) Since 6-Nov-23

PRODUCT POSITIONING

Canara Robeco Flexicap Fund is an open ended flexi cap fund and follows a predominantly bottom-up investment approach with a focus on fundamentally sound companies which aim to deliver capital appreciation over the long-term. The fund also takes Top-down approach to identify sectoral themes based on the available opportunities. The fund is a market agnostic fund and take exposure across large, mid and small cap companies having high conviction ideas. The fund provides a blend of 'Growth' and 'Value' style of investing.

QUANTITATIVE INFORMATION[§]

Standard Deviation	12.40
Portfolio Beta	0.87
Portfolio Turnover Ratio	0.3 times
Sharpe Ratio	0.42
R-Squared	0.95

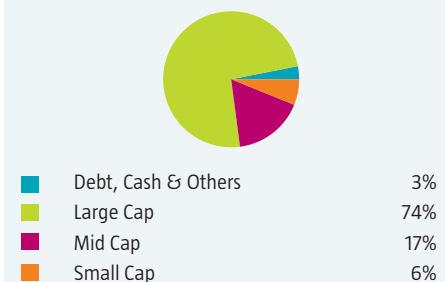
PORTFOLIO

Name of the Instruments	% to NAV
Equities	96.86
Listed	96.86
Banks	18.14
ICICI Bank Ltd	7.29
HDFC Bank Ltd	6.86
State Bank of India	2.48
Axis Bank Ltd	1.51
IT - Software	9.64
Infosys Ltd	4.67
Tata Consultancy Services Ltd	2.24
HCL Technologies Ltd	1.54
Tech Mahindra Ltd	1.19
Pharmaceuticals & Biotechnology	5.69
Sun Pharmaceutical Industries Ltd	1.85
Mankind Pharma Ltd	1.23
Abbott India Ltd	0.87
Cipla Ltd	0.77
Divi's Laboratories Ltd	0.56
Piramal Pharma Ltd	0.22
J.B. Chemicals & Pharmaceuticals Ltd	0.19
Automobiles	5.54
Mahindra & Mahindra Ltd	2.25
TVS Motor Co Ltd	1.35
Bajaj Auto Ltd	1.07
Maruti Suzuki India Ltd	0.87
Finance	5.11
Bajaj Finance Ltd	2.16
Cholamandalam Investment and Finance Co Ltd	1.43
Power Finance Corporation Ltd	0.79
Creditaccess Grameen Ltd	0.73
Retailing	4.31
Zomato Ltd	2.13
Trent Ltd	0.98
Avenue Supermarts Ltd	0.61
Vedant Fashions Ltd	0.59
Auto Components	3.62
Uno Minda Ltd	2.08
Samvardhana Motherson International Ltd	1.00
Sona Blw Precision Forgings Ltd	0.54
Electrical Equipment	3.36
Ge Vernova T&D India Ltd	1.35
ABB India Ltd	0.80
CG Power and Industrial Solutions Ltd	0.69
Suzlon Energy Ltd	0.52
Insurance	3.21
ICICI Lombard General Insurance Co Ltd	1.40
SBI Life Insurance Co Ltd	1.21
Max Financial Services Ltd	0.60

Petroleum Products	3.20
Reliance Industries Ltd	3.20
Cement & Cement Products	3.16
J.K. Cement Ltd	1.63
Ultratech Cement Ltd	1.53
Power	3.05
NTPC Ltd	2.06
Tata Power Co Ltd	0.99
Telecom - Services	2.97
Bharti Airtel Ltd	2.97
Consumer Durables	2.79
Titan Co Ltd	1.24
Crompton Greaves Consumer Electricals Ltd	0.79
Volta Ltd	0.59
Bata India Ltd	0.17
Construction	2.59
Larsen & Toubro Ltd	2.59
Aerospace & Defense	2.57
Bharat Electronics Ltd	2.57
Diversified Fmcg	2.50
ITC Ltd	1.82
Hindustan Unilever Ltd	0.68
Capital Markets	2.47
Computer Age Management Services Ltd	1.03
Multi Commodity Exchange Of India Ltd	0.77
HDFC Asset Management Company Ltd	0.67
Industrial Products	2.20
KEI Industries Ltd	1.14
Cummins India Ltd	0.58
APL Apollo Tubes Ltd	0.48
Agricultural Food & Other Products	1.58
Tata Consumer Products Ltd	1.58
Realty	1.35
Oberoi Realty Ltd	1.35
Transport Services	1.31
Interglobe Aviation Ltd	1.31
Healthcare Services	1.19
Max Healthcare Institute Ltd	1.19
Chemicals & Petrochemicals	0.97
Vinati Organics Ltd	0.97
Beverages	0.97
Varun Beverages Ltd	0.97
Fertilizers & Agrochemicals	0.80
PI Industries Ltd	0.80
Personal Products	0.73
Godrej Consumer Products Ltd	0.73
Household Products	0.72
Jyothy Labs Ltd	0.72
Non - Ferrous Metals	0.48
Hindalco Industries Ltd	0.48
Financial Technology (Fintech)	0.32
PB Fintech Ltd	0.32
Leisure Services	0.27
Indian Hotels Co Ltd	0.20
ITC Hotels Ltd	0.07
Consumable Fuels	0.05
Coal India Ltd	0.05
Money Market Instruments	1.48
TREPS	1.48
Net Current Assets	1.66

Grand Total (Net Asset) 100.00

MARKET CAPITALIZATION



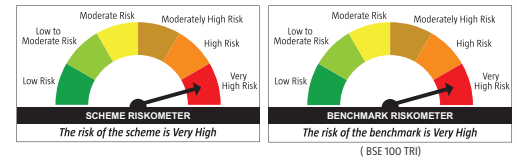
[§]Source ICRA MFI Explorer ● # Monthend AUM as on 31.01.2025 ● ^The expense ratios mentioned for the schemes includes GST on investment management fees. ● Please refer page no. 59 for Definition and Disclaimers.

CANARA ROBECO BLUE CHIP EQUITY FUND (CRBCEF)

(as on January 31, 2025)

This product is suitable for investors who are seeking*:

- Capital appreciation over long term
- Investing predominantly in equities and equity related instruments of large cap companies



*Investors should consult their financial advisers if in doubt about whether the product is suitable for them.

FUND INFORMATION

CATEGORY/TYPE : Large Cap Fund - An open ended equity scheme predominantly investing in large cap stocks

SCHEME OBJECTIVE :

The Investment Objective of the fund is to provide capital appreciation by predominantly investing in companies having a large market capitalization. However, there can be no assurance that the investment objective of the scheme will be realized.

Monthend AUM[#] : ₹ 14,579.48 Crores

Monthly AVG AUM : ₹ 14,556.17 Crores

NAV: (as on January 31, 2025)

Direct Plan - Growth Option	₹ 67.6900
Regular Plan - Growth Option	₹ 58.9100
Regular Plan - IDCW	
(payout/reinvestment)	₹ 28.6200
Direct Plan - IDCW	
(payout/reinvestment)	₹ 51.9100

DATE OF ALLOTMENT : August 20, 2010

ASSET ALLOCATION :

Large Cap equity and equity related instruments* - 80% to 100% (Risk - Very High)

Other Equity and equity related instruments - 0% to 20% (Risk - Very High)

Debt and Money Market Instruments - 0% to 20% (Risk - Low to Medium)

Reits/Invits - 0% to 10% (Risk - Very High)

*As defined by SEBI Circular No. SEBI / HO / IMD / DF3 / CIR / P / 2017 / 114 dated October 06, 2017 and SEBI/HO/IMD/DF3/CIR/P/2017/126 dated December 04, 2017 and as amended from time to time (currently it defines Large Cap Companies as those which are ranked from 1 to 100 based on their full market capitalization).

MINIMUM INVESTMENT:

₹ 5000 and in multiples of ₹1 thereafter

Subsequent purchases:

Minimum amount of ₹ 1000 and multiples of ₹ 1 thereafter

SIP: For Any date/monthly frequency – ₹ 100 and in multiples of ₹1 thereafter

For quarterly frequency – ₹ 100 and in multiples of ₹ 1 thereafter

STP: For Daily/Weekly/Monthly frequency – ₹ 1000 and in multiples of ₹ 1 thereafter

For quarterly frequency – ₹ 2000 and in multiples of ₹ 1 thereafter

SWP: For monthly frequency – ₹ 1000 and in multiples of ₹ 1 thereafter

For quarterly frequency – ₹ 2000 and in multiples of ₹ 1 thereafter

For Annual Frequency – ₹ 2,000 and in multiples of ₹ 1 thereafter

PLANS / OPTIONS :

Regular Plan - Reinvestment of Income Distribution cum Capital Withdrawal Option

Regular Plan - Payout of Income Distribution cum Capital Withdrawal Option

Regular Plan - Growth Option

Direct Plan - Reinvestment of Income Distribution cum Capital Withdrawal Option

Direct Plan - Payout of Income Distribution cum Capital Withdrawal Option

Direct Plan - Growth Option

ENTRY LOAD: Nil

EXIT LOAD:

1% - if redeemed/switched out within 1 year from the date of allotment.

Nil – if redeemed / switched out after 1 year from the date of allotment

EXPENSE RATIO[^]:

Regular Plan (%)	: 1.67
Direct Plan (%)	: 0.51

BENCHMARK : BSE 100 TRI

FUND MANAGER : 1) Mr. Shridatta Bhandwadar
2) Mr. Vishal Mishra

TOTAL EXPERIENCE : 1) 19 Years
2) 21 Years

MANAGING THIS FUND : 1) Since 5-July-16
2) Since 01-June-21

PRODUCT POSITIONING

Canara Robeco Bluechip Equity Fund is an open ended large cap fund which will invest in Top 100 companies based on their full Market Capitalisation. The fund provides a blend of 'Growth' and 'Value' style of investing. The fund aims to benefit from the growing Indian economy by investing in large cap stocks as they have a potential to grow in tandem with Indian economy.

QUANTITATIVE INFORMATION[§]

Standard Deviation	11.50
Portfolio Beta	0.87
Portfolio Turnover Ratio	0.25 times
Sharpe Ratio	0.54
R-Squared	0.97

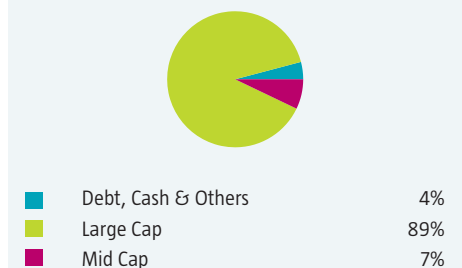
PORTFOLIO

Name of the Instruments	% to NAV
Equities	96.21
Listed	96.21
Banks	23.20
HDFC Bank Ltd	8.51
ICICI Bank Ltd	7.98
State Bank of India	3.17
Axis Bank Ltd	2.30
Kotak Mahindra Bank Ltd	1.24
IT - Software	11.20
Infosys Ltd	5.36
Tata Consultancy Services Ltd	2.85
HCL Technologies Ltd	1.62
Tech Mahindra Ltd	1.37
Pharmaceuticals & Biotechnology	6.32
Sun Pharmaceutical Industries Ltd	1.88
Mankind Pharma Ltd	1.40
Divi's Laboratories Ltd	0.78
Cipla Ltd	0.71
Abbott India Ltd	0.69
Torrent Pharmaceuticals Ltd	0.55
Dr. Reddy's Laboratories Ltd	0.31
Automobiles	6.20
Mahindra & Mahindra Ltd	3.10
Bajaj Auto Ltd	1.47
Maruti Suzuki India Ltd	1.26
Tata Motors Ltd	0.37
Finance	4.81
Bajaj Finance Ltd	2.66
Cholamandalam Investment and Finance Co Ltd	1.32
Power Finance Corporation Ltd	0.83
Petroleum Products	4.72
Reliance Industries Ltd	4.72

Telecom - Services	4.03
Bharti Airtel Ltd	4.03
Diversified Fmcg	3.75
ITC Ltd	2.70
Hindustan Unilever Ltd	1.05
Construction	3.64
Larsen & Toubro Ltd	3.64
Retailing	3.60
Zomato Ltd	1.93
Trent Ltd	1.10
Avenue Supermarts Ltd	0.57
Power	3.34
NTPC Ltd	2.02
Tata Power Co Ltd	0.96
NTPC Green Energy Ltd	0.36
Cement & Cement Products	2.85
Ultratech Cement Ltd	2.85
Aerospace & Defense	2.34
Bharat Electronics Ltd	2.34
Insurance	2.25
SBI Life Insurance Co Ltd	1.40
ICICI Lombard General Insurance Co Ltd	0.85
Beverages	2.21
United Spirits Ltd	1.22
Varun Beverages Ltd	0.99
Auto Components	1.72
Samvardhana Motherson International Ltd	0.75
Uno Minda Ltd	0.51
Sona Blw Precision Forgings Ltd	0.46
Agricultural Food & Other Products	1.60
Tata Consumer Products Ltd	1.60
Transport Services	1.58
Interglobe Aviation Ltd	1.58
Consumer Durables	1.39
Titan Co Ltd	1.39
Electrical Equipment	1.33
CG Power and Industrial Solutions Ltd	0.78
ABB India Ltd	0.55
Healthcare Services	1.22
Max Healthcare Institute Ltd	1.22
Fertilizers & Agrochemicals	0.56
PI Industries Ltd	0.56
Non - Ferrous Metals	0.56
Hindalco Industries Ltd	0.56
Realty	0.53
Oberoi Realty Ltd	0.53
Chemicals & Petrochemicals	0.48
SRF Ltd	0.48
Textiles & Apparels	0.33
Page Industries Ltd	0.33
Leisure Services	0.31
Indian Hotels Co Ltd	0.21
ITC Hotels Ltd	0.10
Consumable Fuels	0.14
Coal India Ltd	0.14
Money Market Instruments	2.48
TREPS	2.48
Net Current Assets	1.31

Grand Total (Net Asset) 100.00

MARKET CAPITALIZATION



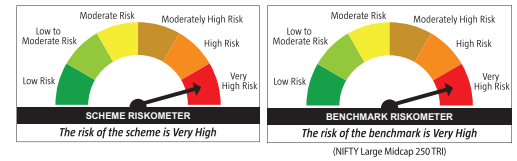
CANARA ROBECO EMERGING EQUITIES (CREE)

(as on January 31, 2025)

This product is suitable for investors who are seeking*:

- Capital appreciation over long term
- Investing predominantly in equities and equity related instruments of both large cap and mid cap companies

*Investors should consult their financial advisers if in doubt about whether the product is suitable for them.



FUND INFORMATION

CATEGORY/TYPE: Large & Mid Cap Fund - An open ended equity scheme investing in both large cap and mid cap stocks

SCHEME OBJECTIVE: To generate capital appreciation by investing in a diversified portfolio of large and mid-cap stocks. However, there can be no assurance that the investment objective of the scheme will be realized.

Monthend AUM[#] : ₹ 23,338.91 Crores

Monthly AVG AUM : ₹ 23,809.72 Crores

NAV: (as on January 31, 2025)

Direct Plan - Growth Option ₹ 270.7800

Regular Plan - Growth Option ₹ 237.6100

Regular Plan - IDCW

(payout/reinvestment) ₹ 81.2300

Direct Plan - IDCW

(payout/reinvestment) ₹ 122.9900

DATE OF ALLOTMENT: March 11, 2005

ASSET ALLOCATION:

Large Cap equity and equity related instruments* - 35% to 65%. (Risk - Very High)

Mid Cap equity and equity related instruments* - 35% to 65% (Risk - Very High)

Other equity and equity related instruments, debt and money market instruments - 0% to 30% (Risk - Very High)

Reits/Invits - 0% to 10%. (Risk - Very High)

*As defined by SEBI Circular No. SEBI / HO / IMD / DF3 / CIR / P / 2017 / 114 dated October 06, 2017 and SEBI/HO/IMD/DF3/CIR/P/2017/126 dated December 04, 2017 as amended from time to time. (Currently it defines Large Cap Companies as those which are ranked from 1 to 100 and Mid Cap Companies as those which are ranked from 101 to 250 based on their full market capitalization.)

MINIMUM INVESTMENT:

₹ 5000 and in multiples of ₹1 thereafter

Subsequent purchases: Minimum amount of ₹ 1000 and multiples of ₹1 thereafter

SIP: For Any date/monthly frequency – ₹ 1000 and in multiples of ₹1 thereafter

For quarterly frequency – ₹ 2000 and in multiples of ₹ 1 thereafter

STP: For Daily/Weekly/Monthly frequency – ₹ 1000 and in multiples of ₹1 thereafter

For quarterly frequency – ₹ 2000 and in multiples of ₹ 1 thereafter

SWP: For monthly frequency – ₹ 1000 and in multiples of ₹1 thereafter

For quarterly frequency – ₹ 2000 and in multiples of ₹ 1 thereafter

For Annual Frequency – ₹ 2,000 and in multiples of ₹ 1 thereafter

PLANS / OPTIONS : **Regular Plan** - Reinvestment of Income Distribution cum Capital Withdrawal Option

Regular Plan - Payout of Income Distribution cum Capital Withdrawal Option

Regular Plan - Growth Option

Direct Plan - Reinvestment of Income Distribution cum Capital Withdrawal Option

Direct Plan - Payout of Income Distribution cum Capital Withdrawal Option

Direct Plan - Growth Option

ENTRY LOAD: Nil

EXIT LOAD :

1% - If redeemed/switched out within 1 year from the date of allotment

Nil - if redeemed/switched out after 1 year from the date of allotment

EXPENSE RATIO[^]:

Regular Plan (%) : 1.62

Direct Plan (%) : 0.61

BENCHMARK : NIFTY Large Midcap 250 TRI

FUND MANAGER: 1) Mr. Amit Nadekar
2) Mr. Shridatta Bhandwalder

TOTAL EXPERIENCE: 1) 21 Years 2) 19 Years

MANAGING THIS FUND: 1) Since 28-Aug-23

2) Since 01-Oct-19

PRODUCT POSITIONING

Canara Robeco Emerging Equities being an open ended large & mid cap fund, follows a bottom-up approach to predominantly invest in a well diversified portfolio of companies within large & mid cap universe. The fund endeavours to identify the potential stocks within the segment.

QUANTITATIVE INFORMATION[§]

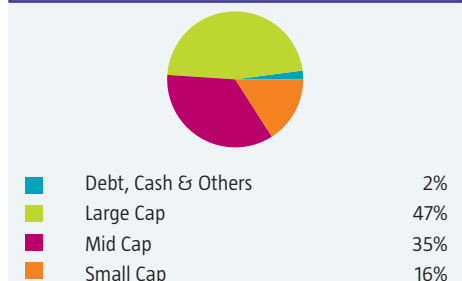
Standard Deviation	13.30
Portfolio Beta	0.89
Portfolio Turnover Ratio	0.65 times
Sharpe Ratio	0.56
R-Squared	0.91

PORTFOLIO

Name of the Instruments	% to NAV
Equities	98.30
Listed	98.30
Banks	12.42
ICICI Bank Ltd	7.07
Federal Bank Ltd	2.58
State Bank of India	1.83
Kotak Mahindra Bank Ltd	0.61
Indian Bank	0.32
HDFC Bank Ltd	0.01
Automobiles	7.52
TVS Motor Co Ltd	3.14
Mahindra & Mahindra Ltd	1.86
Bajaj Auto Ltd	1.31
Maruti Suzuki India Ltd	1.01
Hero MotoCorp Ltd	0.20
Tata Motors Ltd	0.00
Retailing	7.15
Trent Ltd	4.00
Zomato Ltd	2.80
Swiggy Ltd	0.21
Arvind Fashions Ltd	0.14
Leisure Services	7.02
Indian Hotels Co Ltd	5.13
EIH Ltd	1.76
Devyani International Ltd	0.13
Auto Components	6.99
Uno Minda Ltd	3.90
Sona Blw Precision Forgings Ltd	1.13
Bharat Forge Ltd	0.73
ZF Commercial Vehicle Control Systems India Ltd	0.56
Schaeffler India Ltd	0.40
Samvardhana Motherson International Ltd	0.27
Consumer Durables	6.87
Dixon Technologies (India) Ltd	3.16
Bata India Ltd	1.14
Crompton Greaves Consumer Electricals Ltd	1.06
Titan Co Ltd	0.75
Cello World Ltd	0.44
Kajaria Ceramics Ltd	0.17
Asian Paints Ltd	0.15
IT - Software	5.60
KPIT Technologies Ltd	3.64
Tata Consultancy Services Ltd	1.48
Tech Mahindra Ltd	0.24
Ltimindtree Ltd	0.24
Finance	5.47
Cholamandalam Investment and Finance Co Ltd	3.06
Creditaccess Grameen Ltd	1.23
Bajaj Finance Ltd	1.18
Aerospace & Defense	4.04
Bharat Electronics Ltd	4.04
Pharmaceuticals & Biotechnology	3.59
Abbott India Ltd	1.73
Sun Pharmaceutical Industries Ltd	1.04
Ajanta Pharma Ltd	0.61
Cipla Ltd	0.21

Natco Pharma Ltd	0.00
Healthcare Services	3.46
Max Healthcare Institute Ltd	2.11
Global Health Ltd	0.92
Dr. Lal Path Labs Ltd	0.24
Syngene International Ltd	0.19
Capital Markets	3.29
HDFC Asset Management Company Ltd	1.25
Central Depository Services (India) Ltd	0.76
Multi Commodity Exchange Of India Ltd	0.45
UTI Asset Management Co Ltd	0.25
Computer Age Management Services Ltd	0.21
Angel One Ltd	0.20
Indian Energy Exchange Ltd	0.17
Power	3.10
Tata Power Co Ltd	1.53
Torrent Power Ltd	1.29
NTPC Ltd	0.28
Electrical Equipment	2.74
ABB India Ltd	1.18
Suzlon Energy Ltd	0.59
CG Power and Industrial Solutions Ltd	0.39
Ge Vernova T&D India Ltd	0.26
Siemens Ltd	0.23
Thermax Ltd	0.09
Industrial Manufacturing	2.64
Praj Industries Ltd	1.99
Kaynes Technology India Ltd	0.65
Agricultural Food & Other Products	2.19
Tata Consumer Products Ltd	2.19
Beverages	2.00
United Breweries Ltd	1.28
Varun Beverages Ltd	0.72
Chemicals & Petrochemicals	1.99
Vinati Organics Ltd	0.89
Pidilite Industries Ltd	0.74
Navin Fluorine International Ltd	0.34
Tata Chemicals Ltd	0.02
Solar Industries India Ltd	0.00
Transport Services	1.46
Interglobe Aviation Ltd	0.64
Blue Dart Express Ltd	0.45
TCI Express Ltd	0.19
Container Corporation Of India Ltd	0.18
Paper, Forest & Jute Products	1.42
Aditya Birla Real Estate Ltd	1.42
Fertilizers & Agrochemicals	1.18
PI Industries Ltd	1.18
Telecom - Services	0.95
Bharti Airtel Ltd	0.95
Realty	0.92
Oberoi Realty Ltd	0.92
Cement & Cement Products	0.90
J.K. Cement Ltd	0.90
Ultratech Cement Ltd	0.00
Diversified	0.79
3M India Ltd	0.79
Food Products	0.68
Nestle India Ltd	0.40
Mrs Bectors Food Specialities Ltd	0.16
Britannia Industries Ltd	0.12
Non - Ferrous Metals	0.39
National Aluminium Co Ltd	0.30
Hindustan Zinc Ltd	0.09
Industrial Products	0.37
Carborundum Universal Ltd	0.25
Cummins India Ltd	0.12
Construction	0.35
KNR Constructions Ltd	0.35
Insurance	0.27
SBI Life Insurance Co Ltd	0.27
Petroleum Products	0.27
Reliance Industries Ltd	0.27
Entertainment	0.16
Zee Entertainment Enterprises Ltd	0.16
Household Products	0.11
Doms Industries Ltd	0.11
Money Market Instruments	0.61
TREPS	0.61
Net Current Assets	1.09
Grand Total (Net Asset)	100.00

MARKET CAPITALIZATION



[§]Source ICRA MFI Explorer ● # Monthend AUM as on 31.01.2025 ● ^The expense ratios mentioned for the schemes includes GST on investment management fees. ● Please refer page no. 59 for Definition and Disclaimers.

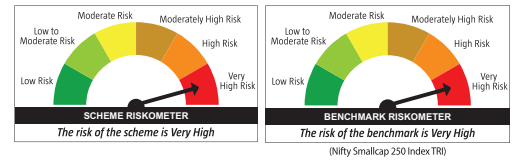
CANARA ROBECO SMALL CAP FUND (CRSCF)

(as on January 31, 2025)

This product is suitable for investors who are seeking*:

- Capital appreciation over long term
- Investing predominantly in equities and equity related instruments of small cap companies

*Investors should consult their financial advisers if in doubt about whether the product is suitable for them.



FUND INFORMATION

CATEGORY/TYPE: Small Cap Fund -An open-ended equity scheme predominantly investing in small cap stocks.

SCHEME OBJECTIVE:

The investment objective of the Scheme is to generate capital appreciation by investing predominantly in Small Cap stocks. However, there can be no assurance that the investment objective of the scheme will be realized.

Monthend AUM # : ₹ 11,527.91 Crores

Monthly AVG AUM : ₹ 11,884.61 Crores

NAV: (as on January 31, 2025)

Direct Plan - Growth Option	₹ 40.1300
Regular Plan - Growth Option	₹ 36.5300
Regular Plan - IDCW (payout/reinvestment)	₹ 32.9300
Direct Plan - IDCW (payout/reinvestment)	₹ 36.6200

DATE OF ALLOTMENT: February 15, 2019

ASSET ALLOCATION:

Equity and Equity-related Instruments of Smallcap companies* 65% to 100% (Risk - Very High)

Equity and Equity-related Instruments of companies other than Smallcap companies 0% to 35% (Risk - Very High)

Debt and Money Market Instruments 0% to 35% (Low to Medium)

Units issued by REITs and InvITs 0% to 10% (Risk - Very High)

*Investment universe of "Small Cap": The investment universe of "Small Cap" shall comprise companies as defined by SEBI from time to time. In terms of SEBI circular SEBI/ HO/ IMD/ DF3/ CIR/ P/ 2017/ 114 dated October 6, 2017, the universe of "Small Cap" shall consist of 251st company onwards in terms of full market capitalization

MINIMUM INVESTMENT:

₹ 5000 and in multiples of ₹1 thereafter

Subsequent purchases: Minimum amount of ₹1000 and multiples of ₹1 thereafter

SIP: For Any date/monthly frequency – ₹ 1000 and in multiples of ₹1 thereafter

For quarterly frequency – ₹ 2000 and in multiples of ₹ 1 thereafter

STP: For Daily/Weekly/Monthly frequency – ₹ 1000 and in multiples of ₹1 thereafter

For quarterly frequency – ₹ 2000 and in multiples of ₹ 1 thereafter

SWP: For monthly frequency – ₹ 1000 and in multiples of ₹1 thereafter

For quarterly frequency – ₹ 2000 and in multiples of ₹ 1 thereafter

For Annual Frequency – ₹ 2,000 and in multiples of ₹ 1 thereafter

PLANS / OPTIONS :

Regular Plan - Reinvestment of Income Distribution cum Capital Withdrawal Option

Regular Plan - Payout of Income Distribution cum Capital Withdrawal Option

Regular Plan - Growth Option

Direct Plan - Reinvestment of Income Distribution cum Capital Withdrawal Option

Direct Plan - Payout of Income Distribution cum Capital Withdrawal Option

Direct Plan - Growth Option

ENTRY LOAD: Nil

EXIT LOAD: In respect of each purchase / switch-in of units, 1% - if Units are redeemed / switched-out within 1

year from the date of allotment. Nil – if redeemed / switched out after 1 year from the date of allotment.

EXPENSE RATIO[^]:

Regular Plan (%)	: 1.70
Direct Plan (%)	: 0.51

BENCHMARK: Nifty Smallcap 250 Index TRI

FUND MANAGER : 1) Mr. Pranav Gokhale
2) Mr. Shridatta Bhandwadar

TOTAL EXPERIENCE : 1) 23 Years 2) 19 Years

MANAGING THIS FUND : 1) Since 06-Nov-23
2) Since 01-Oct-19

PRODUCT POSITIONING

Canara Robeco Small Cap Fund is an open-ended equity scheme predominantly investing in small cap stocks. It considers companies ranked 251st and onwards in terms of full Market Capitalization as its Investment universe. The fund provides a blend of 'Growth' and 'Value' style of investing. This Fund seeks to invest in high quality small cap business which are undervalued and have a sustainable business. Further, it aims to invest in companies with consistent earnings and reasonable valuations which could lead to Alpha Generation opportunity. Fund intends to invest at least 65% in small-cap companies which have high growth potential and remaining 35% of the portfolio across Large, Mid, Small cap companies and Debt and Money Market Instruments after assessing the market conditions

QUANTITATIVE INFORMATION[§]

Standard Deviation	15.24
Portfolio Beta	0.72
Portfolio Turnover Ratio	0.26 times
Sharpe Ratio	0.63
R-Squared	0.90

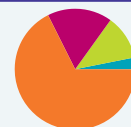
PORTFOLIO

Name of the Instruments	% to NAV
Equities	96.70
Listed	96.70
Capital Markets	9.93
Multi Commodity Exchange Of India Ltd	3.30
Central Depository Services (India) Ltd	1.39
Computer Age Management Services Ltd	1.31
ICRA Ltd	1.18
Indian Energy Exchange Ltd	1.11
Anand Rathi Wealth Ltd	1.01
Prudent Corporate Advisory Services Ltd	0.63
Consumer Durables	7.49
V-Guard Industries Ltd	1.49
Crompton Greaves Consumer Electricals Ltd	1.31
Cera Sanitaryware Ltd	1.02
Blue Star Ltd	0.96
Bata India Ltd	0.88
Greenply Industries Ltd	0.70
Greenpanel Industries Ltd	0.60
Greenlam Industries Ltd	0.37
Safari Industries (India) Ltd	0.16
Pharmaceuticals & Biotechnology	7.35
J.B. Chemicals & Pharmaceuticals Ltd	1.47
Innova Captab Ltd	1.35
Sun Pharmaceutical Industries Ltd	1.32
Ajanta Pharma Ltd	1.27
Piramal Pharma Ltd	1.01
Suven Pharmaceuticals Ltd	0.93
Finance	7.30
Cholamandalam Financial Holdings Ltd	1.66
PNB Housing Finance Ltd	1.10
Bajaj Finance Ltd	1.02
Can Fin Homes Ltd	1.00
Creditaccess Grameen Ltd	0.99
Power Finance Corporation Ltd	0.78
Home First Finance Co India Ltd	0.75
Industrial Products	7.03
KEI Industries Ltd	2.78
EPL Ltd	1.21
Ratnamani Metals & Tubes Ltd	0.89
Timken India Ltd	0.61
Rhi Magnesita India Ltd	0.56
Mold Tek Packaging Ltd	0.52
Finolex Industries Ltd	0.46
Banks	4.89
Equitas Small Finance Bank Ltd	1.40
Karur Vysya Bank Ltd	1.34
Indian Bank	1.08
City Union Bank Ltd	1.07
Industrial Manufacturing	4.67
Kaynes Technology India Ltd	2.23

Jyoti CNC Automation Ltd	0.83
Titagarh Rail Systems Ltd	0.60
GMM Pfaudler Ltd	0.54
Praj Industries Ltd	0.47
Auto Components	4.14
Schaeffler India Ltd	1.11
Exide Industries Ltd	1.06
CIE Automotive India Ltd	0.79
Subros Ltd	0.62
Rolex Rings Ltd	0.56
Healthcare Services	3.24
Max Healthcare Institute Ltd	1.33
Global Health Ltd	1.00
Metropolis Healthcare Ltd	0.91
Retailing	3.07
Zomato Ltd	1.20
V-Mart Retail Ltd	0.74
Vedant Fashions Ltd	0.57
Go Fashion India Ltd	0.56
Leisure Services	3.01
Indian Hotels Co Ltd	1.33
Westlife Foodworld Ltd	0.81
Devyani International Ltd	0.55
TBO Tek Ltd	0.29
ITC Hotels Ltd	0.03
Electrical Equipment	2.93
Ge Vernova T&D India Ltd	1.38
Triveni Turbine Ltd	1.06
Hitachi Energy India Ltd	0.49
Construction	2.76
KEC International Ltd	0.79
KNR Constructions Ltd	0.76
Ahluwalia Contracts (India) Ltd	0.63
PNC Infratech Ltd	0.58
Aerospace & Defense	2.63
Bharat Electronics Ltd	2.63
Transport Services	2.47
Interlobe Aviation Ltd	1.06
Great Eastern Shipping Co Ltd	0.84
VRL Logistics Ltd	0.57
Cement & Cement Products	2.35
JK Lakshmi Cement Ltd	1.04
The Ramco Cements Ltd	0.92
Ultratech Cement Ltd	0.39
Realty	2.22
Brigade Enterprises Ltd	1.15
Sobha Ltd	1.07
Paper, Forest & Jute Products	2.22
Aditya Birla Real Estate Ltd	2.22
Chemicals & Petrochemicals	2.01
Deepak Nitrite Ltd	0.70
Rossari Biotech Ltd	0.67
NOCIL Ltd	0.34
Fine Organic Industries Ltd	0.30
Power	1.92
CESC Ltd	0.99
NTPC Ltd	0.93
IT - Services	1.57
Cyient Ltd	0.92
Affle India Ltd	0.65
IT - Software	1.54
Sonata Software Ltd	0.95
Latent View Analytics Ltd	0.59
Fertilizers & Agrochemicals	1.36
EID Parry India Ltd	1.36
Food Products	1.34
Bikajji Foods International Ltd	1.19
Mrs Bectors Food Specialities Ltd	0.15
Non - Ferrous Metals	1.13
National Aluminium Co Ltd	1.13
Oil	1.13
Oil & Natural Gas Corporation Ltd	1.13
Household Products	0.97
Jyothy Labs Ltd	0.97
Petroleum Products	0.88
Reliance Industries Ltd	0.88
Beverages	0.85
Radico Khaitan Ltd	0.85
Diversified Fmcg	0.83
ITC Ltd	0.83
Textiles & Apparels	0.73
K.P.R. Mill Ltd	0.73
Commercial Services & Supplies	0.40
Teamlease Services Ltd	0.40
Personal Products	0.34
Honasa Consumer Ltd	0.34
Money Market Instruments	1.15
TREPS	1.15
Net Current Assets	2.15

Grand Total (Net Asset) 100.00

MARKET CAPITALIZATION



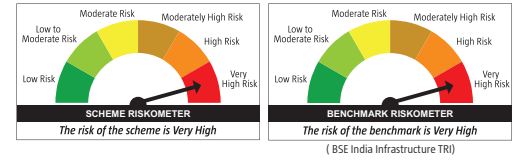
Debt, Cash & Others	3%
Large Cap	12%
Mid Cap	17%
Small Cap	67%

CANARA ROBECO INFRASTRUCTURE (CRI)

(as on January 31, 2025)

This product is suitable for investors who are seeking*:

- Capital appreciation over long term
- Investing in equities and equity related instruments of companies following the Infrastructure Theme



*Investors should consult their financial advisers if in doubt about whether the product is suitable for them.

FUND INFORMATION

CATEGORY/TYPE: Thematic - Infrastructure - An open-ended equity scheme following infrastructure theme

SCHEME OBJECTIVE: To generate income / capital appreciation by investing in equities and equity related instruments of companies in the infrastructure sector. However, there can be no assurance that the investment objective of the scheme will be realized.

Monthend AUM # : ₹ 810.13 Crores

Monthly AVG AUM : ₹ 832.91 Crores

NAV: (as on January 31, 2025)

Direct Plan - Growth Option ₹ 163.1800

Regular Plan - Growth Option ₹ 146.0100

Regular Plan - IDCW (payout/reinvestment) ₹ 59.0400

Direct Plan - IDCW (payout/reinvestment) ₹ 82.0800

DATE OF ALLOTMENT: December 2, 2005

ASSET ALLOCATION:

Equity and equity related instruments of companies in the Infrastructure sector including derivatives of such companies - 80% to 100% (Risk - Very High)

Debt and Money Market instruments - 0% to 20% (Risk - Low to Medium)

Reits/Invits - 0% to 10% (Risk - Very High)

MINIMUM INVESTMENT:

₹ 5000 and in multiples of ₹ 1 thereafter

Subsequent purchases: Minimum amount of ₹ 1000 and multiples of ₹ 1 thereafter

SIP: For Any date/monthly frequency – ₹ 1000 and in multiples of ₹ 1 thereafter

For quarterly frequency – ₹ 2000 and in multiples of ₹ 1 thereafter

STP: For Daily/Weekly/Monthly frequency – ₹ 1000 and in multiples of ₹ 1 thereafter

For quarterly frequency – ₹ 2000 and in multiples of ₹ 1 thereafter

SWP: For monthly frequency – ₹ 1000 and in multiples of ₹ 1 thereafter

For quarterly frequency – ₹ 2000 and in multiples of ₹ 1 thereafter

For Annual Frequency – ₹ 2,000 and in multiples of ₹ 1 thereafter

PLANS / OPTIONS:

Regular Plan - Reinvestment of Income Distribution cum Capital Withdrawal Option

Regular Plan - Payout of Income Distribution cum Capital Withdrawal Option

Regular Plan - Growth Option

Direct Plan - Reinvestment of Income Distribution cum Capital Withdrawal Option

Direct Plan - Payout of Income Distribution cum Capital Withdrawal Option

Direct Plan - Growth Option

ENTRY LOAD: Nil

EXIT LOAD:

1% - if redeemed/switched out within 1 year from the date of allotment.

Nil – if redeemed / switched out after 1 year from the date of allotment

EXPENSE RATIO^:

Regular Plan (%) : 2.33

Direct Plan (%) : 1.07

BENCHMARK: BSE India Infrastructure TRI

FUND MANAGER: 1) Mr. Vishal Mishra
2) Mr. Shridatta Bhandwalder

TOTAL EXPERIENCE: 1) 21 Years
2) 19 Years

MANAGING THIS FUND: 1) Since 26-June-21
2) Since 29-Sept-18

PRODUCT POSITIONING

Canara Robeco Infrastructure is an open ended thematic fund which endeavours to capture opportunities in the Indian infrastructure space. The fund follows a thematic approach towards Infrastructure with a 'Growth' style of investing. The fund aims to have concentrated holdings on high conviction ideas.

QUANTITATIVE INFORMATION⁵

Standard Deviation	16.95
Portfolio Beta	0.54
Portfolio Turnover Ratio	0.36 times
Sharpe Ratio	0.98
R-Squared	0.61

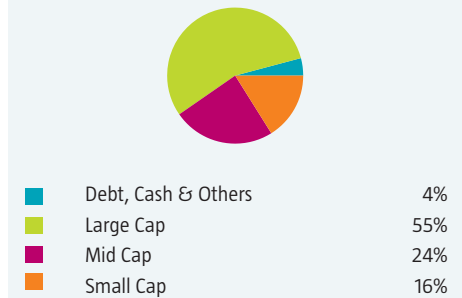
PORTFOLIO

Name of the Instruments	% to NAV
Equities	95.67
Listed	95.67
Electrical Equipment	15.20
Hitachi Energy India Ltd	3.53
CG Power and Industrial Solutions Ltd	2.85
Ge Vernova T&D India Ltd	2.59
Suzlon Energy Ltd	1.75
ABB India Ltd	1.56
Thermax Ltd	1.53
Siemens Ltd	1.39
Power	13.10
NTPC Ltd	4.53
Power Grid Corporation of India Ltd	3.57
Tata Power Co Ltd	3.53
NTPC Green Energy Ltd	1.47
Construction	10.35
Larsen & Toubro Ltd	6.31
Engineers India Ltd	1.52
KNR Constructions Ltd	1.48
KEC International Ltd	1.04
Consumer Durables	7.58
Dixon Technologies (India) Ltd	3.14
V-Guard Industries Ltd	2.46
Volta Ltd	1.03
Blue Star Ltd	0.95
Industrial Products	6.06
Cummins India Ltd	2.07
KEI Industries Ltd	1.24
KSB Ltd	1.13
Timken India Ltd	1.04
Grindwell Norton Ltd	0.58
Industrial Manufacturing	5.78
Kaynes Technology India Ltd	2.25
GMM Pfaudler Ltd	1.29
Jyoti CNC Automation Ltd	1.19
Praj Industries Ltd	1.05
Transport Services	4.95
Interglobe Aviation Ltd	3.59
Great Eastern Shipping Co Ltd	1.03
VRL Logistics Ltd	0.33

Petroleum Products	4.84
Reliance Industries Ltd	3.82
Bharat Petroleum Corporation Ltd	1.02
Aerospace & Defense	4.75
Bharat Electronics Ltd	3.32
Hindustan Aeronautics Ltd	1.43
Cement & Cement Products	3.86
Ultratech Cement Ltd	2.46
J.K. Cement Ltd	1.40
Finance	3.18
Power Finance Corporation Ltd	3.18
Banks	3.05
State Bank of India	3.05
Telecom - Services	2.74
Bharti Airtel Ltd	2.74
Consumable Fuels	2.25
Coal India Ltd	2.25
Realty	1.81
Brigade Enterprises Ltd	1.81
Auto Components	1.76
Schaeffler India Ltd	1.76
Chemicals & Petrochemicals	1.36
Linde India Ltd	1.36
Oil	1.17
Oil India Ltd	1.17
Non - Ferrous Metals	1.16
Hindalco Industries Ltd	1.16
Gas	0.72
Gujarat Gas Ltd	0.72
Money Market Instruments	1.47
TREPS	1.47
Net Current Assets	2.86

Grand Total (Net Asset) 100.00

MARKET CAPITALIZATION



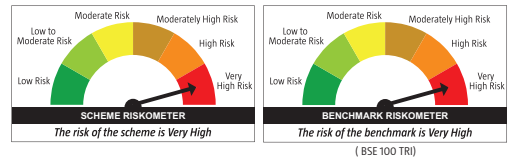
⁵Source ICRA MFI Explorer ● # Monthend AUM as on 31.01.2025 ● The expense ratios mentioned for the schemes includes GST on investment management fees. ● Please refer page no. 59 for Definition and Disclaimers.

CANARA ROBECO CONSUMER TRENDS FUND (CRCTF)

(as on January 31, 2025)

This product is suitable for investors who are seeking*:

- Capital appreciation over long term
- Investing in equity and equity related securities of companies following the Consumption and Financial Theme



*Investors should consult their financial advisers if in doubt about whether the product is suitable for them.

FUND INFORMATION

CATEGORY/TYPE : Thematic - Consumption & Finance Theme - An open ended equity scheme following the consumption and financial theme

SCHEME OBJECTIVE: To provide long-term capital appreciation by primarily investing in equity and equity related securities of companies which directly or indirectly benefit from the growing consumer demand in India. However, there can be no assurance that the investment objective of the scheme will be realized.

Monthend AUM # : ₹ 1,679.31 Crores

Monthly AVG AUM : ₹ 1,704.70 Crores

NAV: (as on January 31, 2025)

Direct Plan - Growth Option	₹ 116.7200
Direct Plan - IDCW (payout/reinvestment)	₹ 83.8200
Regular Plan - Growth Option	₹ 102.1100
Regular Plan - IDCW (payout/reinvestment)	₹ 46.1600

DATE OF ALLOTMENT: September 14, 2009

ASSET ALLOCATION:

Equity and equity related instruments of companies which directly or indirectly benefit from the growing consumer demand in India - 80% to 100%. (Risk - Very High)

Other Equity and equity related instruments - 0% to 20%. (Risk - Very High)

Debt and Money Market instruments - 0% to 20%. (Risk-Medium to Low)

Reits/Invts- 0% to 10% (Risk - Very High)

MINIMUM INVESTMENT :

₹ 5000 and in multiples of ₹1 thereafter

Subsequent purchases: Minimum amount of ₹1000 and multiples of ₹1 thereafter

SIP: For Any date/monthly frequency – ₹1000 and in multiples of ₹1 thereafter

For quarterly frequency – ₹2000 and in multiples of ₹1 thereafter

STP: For Daily/Weekly/Monthly frequency – ₹1000 and in multiples of ₹1 thereafter

For quarterly frequency – ₹2000 and in multiples of ₹1 thereafter

SWP: For monthly frequency – ₹1000 and in multiples of ₹1 thereafter

For quarterly frequency – ₹2000 and in multiples of ₹1 thereafter

For Annual Frequency – ₹2,000 and in multiples of ₹1 thereafter

PLANS / OPTIONS :

Regular Plan - Reinvestment of Income Distribution cum Capital Withdrawal Option

Regular Plan - Payout of Income Distribution cum Capital Withdrawal Option

Regular Plan - Growth Option

Direct Plan - Reinvestment of Income Distribution cum Capital Withdrawal Option

Direct Plan - Payout of Income Distribution cum Capital Withdrawal Option

Direct Plan - Growth Option

ENTRY LOAD: Nil

EXIT LOAD : 1% - If redeemed/switched out within 1 year from the date of allotment.

Nil - if redeemed/switched out after 1 year from the date of allotment

EXPENSE RATIO^:

Regular Plan (%)	: 2.10
Direct Plan (%)	: 0.85

BENCHMARK : BSE 100 TRI

FUND MANAGER: 1) Ms. Ennette Fernandes
2) Mr. Shridatta Bhandwalder

TOTAL EXPERIENCE: 1) 15 Years
2) 19 Years

MANAGING THIS FUND: 1) Since 01-Oct-21
2) Since 01-Oct-19

PRODUCT POSITIONING

Canara Robeco Consumer Trends Fund is an open ended thematic fund predominantly investing in companies which directly or indirectly benefit from the growing consumption demand in India and looks for opportunity to invest in companies which benefit from aspirational consumption and financial penetration theme. The fund will invest in stocks across the Market Capitalisation range and will look to follow 'Growth' style of investing.

QUANTITATIVE INFORMATION[§]

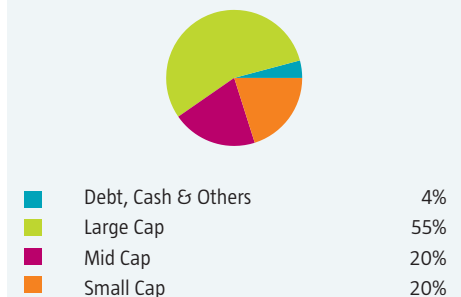
Standard Deviation	13.54
Portfolio Beta	0.92
Portfolio Turnover Ratio	0.23 times
Sharpe Ratio	0.68
R-Squared	0.79

PORTFOLIO

Name of the Instruments	% to NAV
Equities	95.58
Listed	95.58
Retailing	13.43
Zomato Ltd	3.61
Trent Ltd	3.08
Vishal Mega Mart Ltd	2.06
FSN E-Commerce Ventures Ltd	1.51
Arvind Fashions Ltd	1.44
Vedant Fashions Ltd	0.97
Shoppers Stop Ltd	0.76
Finance	11.48
Bajaj Finance Ltd	4.51
Cholamandalam Financial Holdings Ltd	2.17
Shriram Finance Ltd	2.02
PNB Housing Finance Ltd	1.57
Power Finance Corporation Ltd	1.21
Banks	10.78
HDFC Bank Ltd	5.03
ICICI Bank Ltd	3.75
Indian Bank	2.00
Beverages	7.61
United Breweries Ltd	2.67
United Spirits Ltd	2.54
Varun Beverages Ltd	2.40
Automobiles	7.07
Maruti Suzuki India Ltd	3.48
Mahindra & Mahindra Ltd	1.78
Tata Motors Ltd	1.32
Bajaj Auto Ltd	0.49
Consumer Durables	6.70
Titan Co Ltd	2.35
Crompton Greaves Consumer Electricals Ltd	2.00

Voltas Ltd	1.84
V.I.P. Industries Ltd	0.51
Insurance	5.64
ICICI Lombard General Insurance Co Ltd	2.02
Max Financial Services Ltd	1.57
SBI Life Insurance Co Ltd	1.19
Medi Assist Healthcare Services Ltd	0.86
Telecom - Services	4.87
Bharti Airtel Ltd	4.87
Diversified Fmcg	4.86
ITC Ltd	4.86
Capital Markets	3.33
BSE Ltd	2.21
Angel One Ltd	1.12
Industrial Products	3.31
KEI Industries Ltd	2.43
Finolex Industries Ltd	0.88
Leisure Services	2.91
EIH Ltd	1.54
Westlife Foodworld Ltd	1.19
ITC Hotels Ltd	0.18
Personal Products	2.34
Godrej Consumer Products Ltd	2.34
Transport Services	2.28
Interglobe Aviation Ltd	2.28
Textiles & Apparels	2.00
Page Industries Ltd	2.00
Auto Components	1.79
Samvardhana Motherson International Ltd	1.79
Household Products	1.57
Jyothy Labs Ltd	1.57
Pharmaceuticals & Biotechnology	1.40
J.B. Chemicals & Pharmaceuticals Ltd	1.40
Food Products	1.18
Mrs Bectors Food Specialities Ltd	1.18
Entertainment	1.03
PVR Inox Ltd	1.03
Money Market Instruments	3.69
TREPS	3.69
Net Current Assets	0.73
Grand Total (Net Asset)	100.00

MARKET CAPITALIZATION

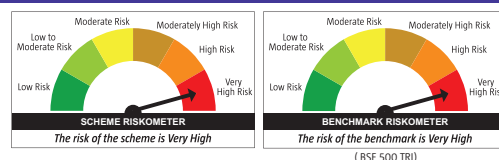


CANARA ROBECO ELSS TAX SAVER (CRETS)

(as on January 31, 2025)

This product is suitable for investors who are seeking*:

- Capital appreciation over long term
- Investment in equity and equity related securities with a statutory lock in of 3 years and tax benefit



*Investors should consult their financial advisers if in doubt about whether the product is suitable for them.

FUND INFORMATION

CATEGORY/TYPE: ELSS - An open ended equity linked saving scheme with a statutory lock in of 3 years and tax benefit

SCHEME OBJECTIVE:

ELSS seeking to provide long term capital appreciation by predominantly investing in equities to facilitate the subscribers to seek tax benefits as provided under Section 80 C of the Income Tax Act, 1961. However, there can be no assurance that the investment objective of the scheme will be realized.

Monthend AUM[#] : ₹ 8,375.66 Crores

Monthly AVG AUM : ₹ 8,472.45 Crores

NAV: (as on January 31, 2025)

Direct Plan - Growth Option	₹	182.0500
Regular Plan - Growth Option	₹	163.7700
Regular Plan -IDCW (payout)	₹	47.3100
Direct Plan -IDCW (payout)	₹	76.2300

DATE OF ALLOTMENT: March 31, 1993

ASSET ALLOCATION:

Equity and equity related instruments - 80% to 100% (Risk - Very High)

Money Market instruments- 0% to 20% (Risk- Low)

MINIMUM INVESTMENT:

₹ 500 and in multiples of ₹ 1 thereafter

Subsequent purchases: Minimum amount of ₹ 500 and multiples of ₹ 1 thereafter

SIP: For Any date/monthly frequency – ₹ 500 and in multiples of ₹ 1 thereafter

For quarterly frequency – ₹ 1000 and in multiples of ₹ 1 thereafter

STP: For Daily/Weekly/Monthly frequency – ₹ 500 and in multiples of ₹ 1 thereafter

For quarterly frequency – ₹ 1000 and in multiples of ₹ 1 thereafter

SWP: For monthly frequency – ₹ 500 and in multiples of ₹ 1 thereafter

For quarterly frequency – ₹ 1000 and in multiples of ₹ 1 thereafter

For Annual Frequency – ₹ 2,000 and in multiples of ₹ 1 thereafter

PLANS / OPTIONS :

Regular Plan - Payout of Income Distribution cum Capital Withdrawal Option

Regular Plan - Growth Option

Direct Plan Payout of Income Distribution cum Capital Withdrawal Option

Direct Plan - Growth Option

ENTRY LOAD: Nil

EXIT LOAD: Nil

EXPENSE RATIO[^]:

Regular Plan (%) : 1.70

Direct Plan (%) : 0.58

BENCHMARK: BSE 500 TRI

FUND MANAGER: 1) Mr. Vishal Mishra
2) Mr. Shridatta Bhandwalder

TOTAL EXPERIENCE: 1) 21 Years
2) 19 Years

MANAGING THIS FUND: 1) Since 26-June-21
2) Since 01-Oct-19

PRODUCT POSITIONING

Canara Robeco ELSS Tax Saver is an open ended ELSS with a 3 year lock-in period providing Tax Benefits under Sec 80 C of Income Tax Act to eligible investors who have opted for old regime. The fund aims to benefit from long term investing due to its lock-in and benefits from power of compounding. The fund would invest in large, mid cap and small cap stocks with a 'Growth' style of investing.

QUANTITATIVE INFORMATION[§]

Standard Deviation	12.53
Portfolio Beta	0.88
Portfolio Turnover Ratio	0.3 times
Sharpe Ratio	0.49
R-Squared	0.95

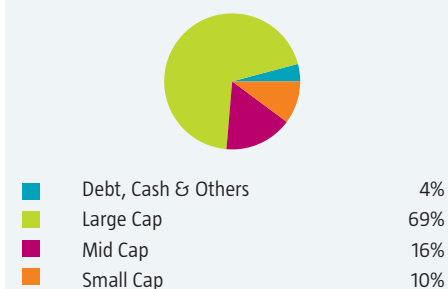
PORTFOLIO

Name of the Instruments	% to NAV
Equities	95.59
Listed	95.59
Banks	17.44
HDFC Bank Ltd	6.87
ICICI Bank Ltd	6.47
State Bank of India	2.30
Axis Bank Ltd	1.80
IT - Software	9.81
Infosys Ltd	4.85
Tata Consultancy Services Ltd	1.55
HCL Technologies Ltd	1.25
Mphasis Ltd	0.84
Sonata Software Ltd	0.71
Tech Mahindra Ltd	0.61
Finance	5.33
Bajaj Finance Ltd	2.33
PNB Housing Finance Ltd	1.13
Cholamandalam Investment and Finance Co Ltd	0.94
Power Finance Corporation Ltd	0.93
Automobiles	4.56
Bajaj Auto Ltd	1.13
Mahindra & Mahindra Ltd	1.04
TVS Motor Co Ltd	0.98
Maruti Suzuki India Ltd	0.80
Tata Motors Ltd	0.61
Pharmaceuticals & Biotechnology	4.31
Sun Pharmaceutical Industries Ltd	1.68
Divi's Laboratories Ltd	1.66
J.B. Chemicals & Pharmaceuticals Ltd	0.97
Power	3.96
NTPC Ltd	2.19
Tata Power Co Ltd	0.99
NTPC Green Energy Ltd	0.78
Retailing	3.93
Trent Ltd	1.23
Zomato Ltd	1.04
FSN E-Commerce Ventures Ltd	0.87
Vedant Fashions Ltd	0.79
Insurance	3.73
Medi Assist Healthcare Services Ltd	1.24
ICICI Lombard General Insurance Co Ltd	1.13
Max Financial Services Ltd	0.88
HDFC Life Insurance Co Ltd	0.48
Auto Components	3.61
Samvardhana Motherson International Ltd	1.22
Uno Minda Ltd	0.90
Schaeffler India Ltd	0.88
Sona Blw Precision Forgings Ltd	0.61
Petroleum Products	3.57
Reliance Industries Ltd	3.57

Electrical Equipment	3.43
Ge Vernova T&D India Ltd	1.67
CG Power and Industrial Solutions Ltd	1.13
ABB India Ltd	0.63
Telecom - Services	3.14
Bharti Airtel Ltd	3.14
Cement & Cement Products	3.01
Ultratech Cement Ltd	1.85
J.K. Cement Ltd	1.16
Chemicals & Petrochemicals	2.78
Deepak Nitrite Ltd	1.14
Vinati Organics Ltd	0.95
Linde India Ltd	0.69
Construction	2.72
Larsen & Toubro Ltd	2.72
Beverages	2.15
Varun Beverages Ltd	1.19
United Spirits Ltd	0.96
Realty	1.96
Oberoi Realty Ltd	1.21
Phoenix Mills Ltd	0.75
Consumer Durables	1.77
Titan Co Ltd	0.89
Crompton Greaves Consumer Electricals Ltd	0.88
Household Products	1.73
Doms Industries Ltd	0.88
Jyothy Labs Ltd	0.85
Industrial Products	1.69
KEI Industries Ltd	0.96
Cummins India Ltd	0.73
Transport Services	1.51
Interglobe Aviation Ltd	1.51
Diversified Fmcg	1.50
ITC Ltd	1.50
Consumable Fuels	1.35
Coal India Ltd	1.35
Capital Markets	1.34
BSE Ltd	0.92
Central Depository Services (India) Ltd	0.42
Personal Products	1.05
Godrej Consumer Products Ltd	1.05
Aerospace & Defense	1.04
Bharat Electronics Ltd	1.04
Textiles & Apparels	0.74
K.P.R. Mill Ltd	0.74
Healthcare Services	0.72
Max Healthcare Institute Ltd	0.72
Agricultural Food & Other Products	0.72
CCL Products (India) Ltd	0.72
Oil	0.55
Oil India Ltd	0.55
Entertainment	0.44
PVR Inox Ltd	0.44
Money Market Instruments	2.26
TREPS	2.26
Net Current Assets	2.15

Grand Total (Net Asset) 100.00

MARKET CAPITALIZATION



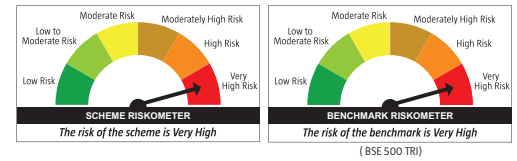
[§]Source ICRA MFI Explorer ● # Monthend AUM as on 31.01.2025 ● ^The expense ratios mentioned for the schemes includes GST on investment management fees. ● Please refer page no. 59 for Definition and Disclaimers.

CANARA ROBECO FOCUSED EQUITY FUND (CRFEF)

(as on January 31, 2025)

This product is suitable for investors who are seeking*:

- Long term capital appreciation
- Investment in equity and equity related securities across market capitalisation in maximum 30 stocks.



*Investors should consult their financial advisers if in doubt about whether the product is suitable for them.

FUND INFORMATION

CATEGORY/TYPE: Focused Fund - An open ended equity scheme investing in maximum of 30 stocks in large cap, mid cap and small cap companies

SCHEME OBJECTIVE:

The investment objective of the scheme is to generate long term capital appreciation/income by investing in equity and equity related instruments across market capitalization of up to 30 companies, However, there can be no assurance that the investment objective of the Scheme will be realized.

Monthend AUM[#] : ₹ 2,440.70 Crores

Monthly AVG AUM : ₹ 2,471.67 Crores

NAV: (as on January 31, 2025)

Direct Plan - Growth Option ₹ 19.4600

Regular Plan - Growth Option ₹ 18.3500

Regular Plan - IDCW

(payout/reinvestment) ₹ 17.2000

Direct Plan - IDCW

(payout/reinvestment) ₹ 18.3200

DATE OF ALLOTMENT: May 17, 2021

ASSET ALLOCATION:

Equity and Equity – related Instruments* 65% to 100% (Risk - Very High)

Debt and Money Market Instruments 0% to 35% (Risk Low to Medium)

Units issued by REITs and InvITs 0% to 10% (Risk - Very High)

Units of MF schemes 0% to 5% (Risk Medium to High)

Equity Exchange Traded Funds 0% to 10% (Risk - Very High)

*Subject to overall limit of 30 stocks

MINIMUM INVESTMENT:

Lumpsum Purchase: ₹ 5,000.00 and multiples of ₹ 1.00 thereafter.

Subsequent Purchase: ₹ 1000.00 and multiples of ₹ 1.00 thereafter.

SIP:

For Any date/monthly frequency – ₹ 1000 and in multiples of ₹ 1 thereafter

For quarterly frequency – ₹ 2000 and in multiples of ₹ 1 thereafter

STP:

For Daily/Weekly/Monthly frequency – ₹ 1000 and in multiples of ₹ 1 thereafter

For quarterly frequency – ₹ 2000 and in multiples of ₹ 1 thereafter

SWP:

For monthly frequency – ₹ 1000 and in multiples of ₹ 1 thereafter

For quarterly frequency – ₹ 2000 and in multiples of ₹ 1 thereafter

For Annual Frequency – ₹ 2,000 and in multiples of ₹ 1 thereafter

PLANS / OPTIONS :

Regular Plan - Reinvestment of Income Distribution cum Capital Withdrawal Option

Regular Plan - Payout of Income Distribution cum Capital Withdrawal Option

Regular Plan - Growth Option

Direct Plan - Reinvestment of Income Distribution cum Capital Withdrawal Option

Direct Plan - Payout of Income Distribution cum Capital Withdrawal Option

Direct Plan - Growth Option

ENTRY LOAD: Nil

EXIT LOAD:

1% - If redeemed/switched out within 365 days from the date of allotment.

Nil - if redeemed/switched out after 365 days from the date of allotment

EXPENSE RATIO[^]:

Regular Plan (%) : 1.96

Direct Plan (%) : 0.53

BENCHMARK: BSE 500 TRI

FUND MANAGER :

1) Mr. Shridatta Bhandwaladar (Fund Manager)

2) Mr. Amit Kadam (Fund Manager)

TOTAL EXPERIENCE : 1) 19 Years

2) 14 Years

MANAGING THIS FUND : 1) Since 17-May-21

2) Since 10-April-24

PRODUCT POSITIONING

Canara Robeco Focused Equity Fund is an open-ended equity scheme which takes a concentrated exposure in not more than 30 high conviction stocks across market capitalisation depending on the growth opportunities. The fund may benefit from the active allocation to the select best ideas with an aim to achieve optimal portfolio diversification across sectors to manage risk. The fund's portfolio focuses on high quality and high growth stocks while remaining market capitalisation agnostic but sensitive to liquidity constraints. Further, the fund strategy intends to have a good combination of 'Leaders' with proven track record across market cycles to provide stability, 'Challengers' with improving market share to provide growth to the portfolio and 'Emerging Themes' or cyclical turnaround beneficiaries.

QUANTITATIVE INFORMATION[§]

Standard Deviation	12.26
Portfolio Beta	0.84
Portfolio Turnover Ratio	0.51 times
Sharpe Ratio	0.66
R-Squared	0.91

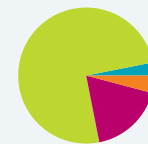
PORTFOLIO

Name of the Instruments	% to NAV
Equities	97.12
Listed	97.12
Banks	20.23
ICICI Bank Ltd	8.60
HDFC Bank Ltd	6.53
State Bank of India	3.58
Axis Bank Ltd	1.52
IT - Software	9.74
Infosys Ltd	5.98
Tata Consultancy Services Ltd	3.76
Retailing	8.13
Trent Ltd	3.39
Zomato Ltd	2.94
Avenue Supermarts Ltd	1.80
Pharmaceuticals & Biotechnology	5.76
Divi's Laboratories Ltd	2.95
Mankind Pharma Ltd	2.81
Insurance	5.52
ICICI Lombard General Insurance Co Ltd	2.82

SBI Life Insurance Co Ltd	2.70
Automobiles	5.43
TVS Motor Co Ltd	3.17
Maruti Suzuki India Ltd	2.26
Telecom - Services	5.00
Bharti Airtel Ltd	5.00
Healthcare Services	4.26
Max Healthcare Institute Ltd	2.50
Dr. Agarwals Health Care Ltd	1.76
Construction	3.75
Larsen & Toubro Ltd	3.75
Finance	3.44
Bajaj Finance Ltd	3.44
Auto Components	3.40
Uno Minda Ltd	3.40
Aerospace & Defense	3.32
Bharat Electronics Ltd	3.32
Petroleum Products	3.32
Reliance Industries Ltd	3.32
Electrical Equipment	3.23
Ge Vernova T&D India Ltd	3.23
Cement & Cement Products	3.11
Ultratech Cement Ltd	3.11
Paper, Forest & Jute Products	2.50
Aditya Birla Real Estate Ltd	2.50
Consumer Durables	2.09
Voltas Ltd	2.09
Power	2.07
NTPC Ltd	2.07
Beverages	1.69
Varun Beverages Ltd	1.69
Chemicals & Petrochemicals	1.13
Deepak Nitrite Ltd	1.13
Money Market Instruments	0.92
TREPS	0.92
Net Current Assets	1.96

Grand Total (Net Asset) 100.00

MARKET CAPITALIZATION



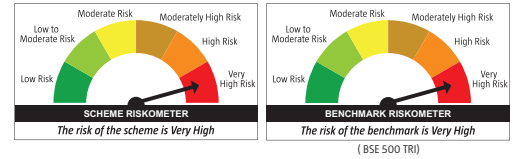
Debt, Cash & Others	3%
Large Cap	75%
Mid Cap	18%
Small Cap	4%

CANARA ROBECO VALUE FUND (CRVF)

(as on January 31, 2025)

This product is suitable for investors who are seeking*:

- Long term capital growth
- Investments in equity and equity related instruments by following value investing strategy



*Investors should consult their financial advisers if in doubt about whether the product is suitable for them.

FUND INFORMATION

CATEGORY/TYPE: Value Fund - An open-ended equity scheme following a value investment strategy

SCHEME OBJECTIVE:

The fund aims to generate long-term capital appreciation from a diversified portfolio of predominantly equity and equity related instrument, with higher focus on value stocks. There is no assurance or guarantee that the investment objective of the scheme will be realized.

Monthend AUM[#] : ₹ 1,208.76 Crores

Monthly AVG AUM : ₹ 1,217.10 Crores

NAV: (as on January 31, 2025)

Direct Plan - Growth Option	₹ 18.1700
Regular Plan - Growth Option	₹ 17.2100
Regular Plan -IDCW (payout/reinvestment)	₹ 17.0300
Direct Plan -IDCW (payout/reinvestment)	₹ 17.9900

DATE OF ALLOTMENT: September 03, 2021

ASSET ALLOCATION:

Equity and Equity – related Instruments 65% to 100% (Risk -Very High)
Debt and Money Market Instruments 0% to 35% (Risk Low to Medium)
Units issued by REITs and InvITs 0% to 10% (Risk -Very High)
Units of MF schemes 0% to 5% (Risk Medium to High)
Equity Exchange Traded Funds 0% to 10% (Risk -Very High)

MINIMUM INVESTMENT:

Lumpsum Purchase:

₹ 5,000.00 and multiples of ₹ 1.00 thereafter.

Subsequent Purchase:

₹ 1000.00 and multiples of ₹ 1.00 thereafter.

SIP:

For Any date/monthly frequency – ₹ 1000 and in multiples of ₹ 1 thereafter
For quarterly frequency – ₹ 2000 and in multiples of ₹ 1 thereafter

STP:

For Daily/Weekly/Monthly frequency – ₹ 1000 and in multiples of ₹ 1 thereafter
For quarterly frequency – ₹ 2000 and in multiples of ₹ 1 thereafter

SWP:

For monthly frequency – ₹ 1000 and in multiples of ₹ 1 thereafter
For quarterly frequency – ₹ 2000 and in multiples of ₹ 1 thereafter
For Annual Frequency – ₹ 2,000 and in multiples of ₹ 1 thereafter

PLANS / OPTIONS :

Regular Plan - Reinvestment of Income Distribution cum Capital Withdrawal Option

Regular Plan - Payout of Income Distribution cum Capital Withdrawal Option

Regular Plan - Growth Option

Direct Plan - Reinvestment of Income Distribution cum Capital Withdrawal Option

Direct Plan - Payout of Income Distribution cum Capital Withdrawal Option

Direct Plan - Growth Option

ENTRY LOAD: Nil

EXIT LOAD:

1% - If redeemed/switched out within 365 days from the date of allotment.

Nil - if redeemed/switched out after 365 days from the date of allotment

EXPENSE RATIO[^]:

Regular Plan (%) : 2.14
Direct Plan (%) : 0.66

BENCHMARK: BSE 500 TRI

FUND MANAGER:

- Mr. Vishal Mishra (Fund Manager)
- Ms. Silky Jain (Assistant Fund Manager)

TOTAL EXPERIENCE: 1) 21 Years
2) 14 Years

MANAGING THIS FUND: 1) Since 03-September-21
2) Since 01-October-21

PRODUCT POSITIONING

Canara Robeco Value Fund is an open-ended equity scheme which follows a value investment strategy. The fund intends to take exposure into equities and aims to generate long-term capital appreciation from a diversified portfolio in the Indian markets with a higher focus on companies which are trading at a discount to their 'Intrinsic Value'. 'Intrinsic Value' strategy relies on the analytical and behavioural edge to generate investor's alpha and keeps an appropriate 'Margin of Safety'. The fund has a market cap agnostic approach following a mix of bottom up and top down strategy and it aims to benefit over the full investment cycle.

QUANTITATIVE INFORMATION[§]

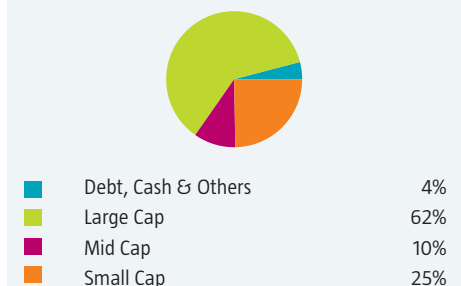
Standard Deviation	12.51
Portfolio Beta	0.88
Portfolio Turnover Ratio	0.4 times
Sharpe Ratio	0.89
R-Squared	0.95

PORTFOLIO

Name of the Instruments	% to NAV
Equities	95.99
Listed	95.99
Banks	19.44
ICICI Bank Ltd	6.95
HDFC Bank Ltd	6.78
State Bank of India	2.53
Axis Bank Ltd	1.77
Indian Bank	1.41
IT - Software	9.42
Infosys Ltd	5.07
HCL Technologies Ltd	1.89
Sonata Software Ltd	0.91
Tech Mahindra Ltd	0.90
Mphasis Ltd	0.65
Pharmaceuticals & Biotechnology	5.27
Sun Pharmaceutical Industries Ltd	1.69
Innova Captab Ltd	1.37
Cipla Ltd	1.12
J.B. Chemicals & Pharmaceuticals Ltd	1.03
Emcure Pharmaceuticals Ltd	0.06
Petroleum Products	4.88
Reliance Industries Ltd	3.93
Bharat Petroleum Corporation Ltd	0.95
Power	4.48
NTPC Ltd	3.61
NTPC Green Energy Ltd	0.87
Insurance	4.41
SBI Life Insurance Co Ltd	1.60
Medi Assist Healthcare Services Ltd	1.58
ICICI Lombard General Insurance Co Ltd	1.23
Finance	4.24
PNB Housing Finance Ltd	1.21

Cholamandalam Financial Holdings Ltd	1.09
Power Finance Corporation Ltd	1.00
Shriram Finance Ltd	0.94
Construction	3.70
Larsen & Toubro Ltd	2.75
Engineers India Ltd	0.95
Telecom - Services	3.57
Bharti Airtel Ltd	3.57
Automobiles	3.27
Bajaj Auto Ltd	1.79
Maruti Suzuki India Ltd	0.92
Tata Motors Ltd	0.56
Aerospace & Defense	2.96
Bharat Electronics Ltd	1.82
Hindustan Aeronautics Ltd	1.14
Realty	2.55
Brigade Enterprises Ltd	2.55
Beverages	2.51
Varun Beverages Ltd	2.51
Fertilizers & Agrochemicals	2.28
Sumitomo Chemical India Ltd	1.50
EID Parry India Ltd	0.78
Healthcare Services	2.07
Vijaya Diagnostic Centre Ltd	1.34
Global Health Ltd	0.73
Transport Services	1.97
Interglobe Aviation Ltd	1.97
Diversified Fmcg	1.90
ITC Ltd	1.90
Capital Markets	1.85
Multi Commodity Exchange Of India Ltd	1.06
UTI Asset Management Co Ltd	0.79
Consumable Fuels	1.59
Coal India Ltd	1.59
Consumer Durables	1.55
Crompton Greaves Consumer Electricals Ltd	0.91
Blue Star Ltd	0.64
Industrial Products	1.48
KEI Industries Ltd	1.48
Commercial Services & Supplies	1.37
Awfis Space Solutions Ltd	1.37
Chemicals & Petrochemicals	1.30
Deepak Nitrite Ltd	1.30
Textiles & Apparels	1.29
K.P.R. Mill Ltd	1.29
Retailing	1.09
Arvind Fashions Ltd	1.09
Auto Components	1.02
Samvardhana Motherson International Ltd	1.02
Agricultural Food & Other Products	0.93
CCL Products (India) Ltd	0.93
Food Products	0.91
Mrs Bectors Food Specialities Ltd	0.91
Oil	0.78
Oil India Ltd	0.78
Household Products	0.77
Jyothy Labs Ltd	0.77
Cement & Cement Products	0.72
Birla Corporation Ltd	0.72
Gas	0.42
Gujarat Gas Ltd	0.42
Money Market Instruments	2.10
TREPS	2.10
Net Current Assets	1.91
Grand Total (Net Asset)	100.00

MARKET CAPITALIZATION



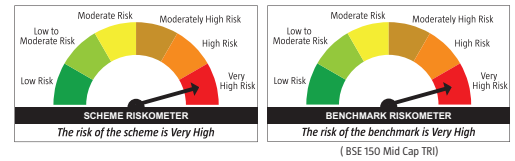
[§]Source ICRA MFI Explorer ● # Monthend AUM as on 31.01.2025 ● ^The expense ratios mentioned for the schemes includes GST on investment management fees. ● Please refer page no. 59 for Definition and Disclaimers.

CANARA ROBECO MID CAP FUND (CRMCF)

(as on January 31, 2025)

This product is suitable for investors who are seeking*:

- Long term capital appreciation
- Investments predominantly in equity and equity related instruments of mid cap companies



*Investors should consult their financial advisers if in doubt about whether the product is suitable for them.

FUND INFORMATION

CATEGORY/TYPE: Mid Cap Fund - An open-ended equity scheme predominantly investing in mid cap stocks.

SCHEME OBJECTIVE:

The investment objective of the Scheme is to generate capital appreciation by investing predominantly in equity and equity related instruments of mid cap companies. However, there can be no assurance that the investment objective of the scheme will be realized.

Monthend AUM[#] : ₹ 2,628.74 Crores

Monthly AVG AUM : ₹ 2,669.57 Crores

NAV: (as on January 31, 2025)

Direct Plan - Growth Option ₹ 15.8900

Regular Plan - Growth Option ₹ 15.3900

Regular Plan - IDCW

(payout/reinvestment) ₹ 14.9100

Direct Plan - IDCW

(payout/reinvestment) ₹ 15.4000

DATE OF ALLOTMENT: December 02, 2022

ASSET ALLOCATION:

Equity and Equity-related Instruments of Midcap companies* 65% to 100% (Risk - Very High)

Equity and Equity-related Instruments of companies other than Midcap companies 0% to 35% (Risk - Very High)

Debt and Money Market Instruments 0% to 35% (Risk - Low to Medium)

Units issued by REITs and InvITs 0% to 10%

(Risk - Very High)

*As defined by SEBI Circular No.

SEBI/HO/IMD/DF3/CIR/P/2017/114 dated October 06, 2017 and as amended from time to time Mid Cap Companies are those companies which are ranked from 101 to 250 based on their full market capitalization.

MINIMUM INVESTMENT:

Lumpsum Purchase: ₹ 5,000.00 and multiples of ₹ 1.00 thereafter.

Subsequent Purchase: ₹ 1000.00 and multiples of ₹ 1.00 thereafter.

SIP:

For Any date/monthly frequency – ₹ 1000 and in multiples of ₹ 1 thereafter

For quarterly frequency – ₹ 2000 and in multiples of ₹ 1 thereafter

STP:

For Daily/Weekly/Monthly frequency – ₹ 1000 and in multiples of ₹ 1 thereafter

For quarterly frequency – ₹ 2000 and in multiples of ₹ 1 thereafter

SWP:

For monthly frequency – ₹ 1000 and in multiples of ₹ 1 thereafter

For quarterly frequency – ₹ 2000 and in multiples of ₹ 1 thereafter

For Annual Frequency – ₹ 2,000 and in multiples of ₹ 1 thereafter

PLANS / OPTIONS :

Regular Plan - Reinvestment of Income Distribution cum Capital Withdrawal Option

Regular Plan - Payout of Income Distribution cum Capital Withdrawal Option

Regular Plan - Growth Option

Direct Plan - Reinvestment of Income Distribution cum Capital Withdrawal Option

Direct Plan - Payout of Income Distribution cum Capital Withdrawal Option

Direct Plan - Growth Option

ENTRY LOAD: N.A

EXIT LOAD:

In respect of each purchase / switch-in of units

1% - If redeemed/switched out within 365 days from the date of allotment.

Nil - if redeemed/switched out after 365 days from the date of allotment

EXPENSE RATIO[^]:

Regular Plan (%) : 1.96

Direct Plan (%) : 0.65

BENCHMARK: BSE 150 Mid Cap TRI

FUND MANAGER : 1) Mr. Pranav Gokhale

2) Mr. Shridatta Bhandwadar

TOTAL EXPERIENCE : 1) 23 Years

2) 19 Years

MANAGING THIS FUND : 1) Since 06-November-23

2) Since 02-December-22

PRODUCT POSITIONING

Canara Robeco Mid Cap Fund is an open ended mid cap fund which aim to invest in companies that are at the confluence of Industry Growth, Company Growth & Management Pedigree. The fund strategy intends to create a good combination whereby the fund identifies "leaders" which showcase superior earnings growth, "compounders" which have high cash flow generation and boast of stable earnings growth and "turnaround beneficiaries" which are companies which benefit from revival in industry cycle.

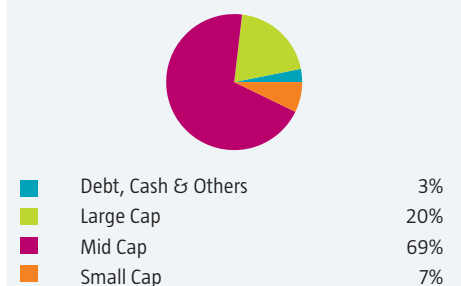
PORTFOLIO

Name of the Instruments	% to NAV
Equities	96.51
Listed	96.51
Auto Components	9.64
Uno Minda Ltd	2.79
Exide Industries Ltd	1.90
Balkrishna Industries Ltd	1.50
Sundram Fasteners Ltd	1.32
Schaeffler India Ltd	1.31
Sona Blw Precision Forgings Ltd	0.82
Samvardhana Motherson International Ltd	0.00
IT - Software	7.10
KPIT Technologies Ltd	2.15
Persistent Systems Ltd	2.08
Coforge Ltd	1.69
Mphasis Ltd	1.18
Electrical Equipment	6.57
Suzlon Energy Ltd	2.45
Apar Industries Ltd	1.56
Ge Vernova T&D India Ltd	1.40
CG Power and Industrial Solutions Ltd	1.16
Finance	6.26
Shriram Finance Ltd	2.44
CRISIL Ltd	1.73
Power Finance Corporation Ltd	1.18
L&T Finance Ltd	0.91
Banks	5.86
Indian Bank	2.59
Federal Bank Ltd	2.15
ICICI Bank Ltd	1.12
Retailing	5.56
Trent Ltd	3.36
Zomato Ltd	2.20
Realty	5.46
Phoenix Mills Ltd	2.72
Oberoi Realty Ltd	1.59

Prestige Estates Projects Ltd	1.15
Consumer Durables	5.23
Dixon Technologies (India) Ltd	2.52
Volta Ltd	1.86
Crompton Greaves Consumer Electricals Ltd	0.85
Power	4.89
NHPC Ltd	2.12
Torrent Power Ltd	1.44
Tata Power Co Ltd	0.93
NTPC Green Energy Ltd	0.40
Industrial Products	4.48
Cummins India Ltd	1.60
KEI Industries Ltd	1.41
Supreme Industries Ltd	1.11
Happy Forgings Ltd	0.36
Chemicals & Petrochemicals	3.99
Solar Industries India Ltd	1.45
Deepak Nitrite Ltd	1.45
Linde India Ltd	1.09
Healthcare Services	3.79
Max Healthcare Institute Ltd	2.76
Global Health Ltd	1.03
Pharmaceuticals & Biotechnology	3.62
Abbott India Ltd	1.66
J.B. Chemicals & Pharmaceuticals Ltd	1.05
Ajanta Pharma Ltd	0.91
Telecom - Services	3.48
Bharti Airtel Ltd	1.26
Indus Towers Ltd	1.12
Bharti Hexacom Ltd	1.10
Cement & Cement Products	2.89
J.K. Cement Ltd	2.89
Capital Markets	2.32
HDFC Asset Management Company Ltd	1.38
BSE Ltd	0.94
Insurance	2.05
Max Financial Services Ltd	2.05
Financial Technology (Fintech)	1.77
PB Fintech Ltd	1.77
Aerospace & Defense	1.65
Bharat Electronics Ltd	1.65
Oil	1.63
Oil & Natural Gas Corporation Ltd	1.63
Industrial Manufacturing	1.56
Mazagon Dock Shipbuilders Ltd	1.56
Agricultural, Commercial & Construction Vehicles	1.51
Escorts Kubota Ltd	1.51
Leisure Services	1.40
Jubilant Foodworks Ltd	1.40
Fertilizers & Agrochemicals	1.30
Bayer Cropscience Ltd	1.30
Transport Services	1.28
Delhivery Ltd	1.28
IT - Services	1.22
L&T Technology Services Ltd	1.22
Beverages	0.00
United Breweries Ltd	0.00
Money Market Instruments	0.89
TREPS	0.89
Net Current Assets	2.60

Grand Total (Net Asset) 100.00

MARKET CAPITALIZATION

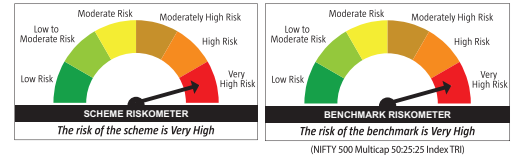


CANARA ROBECO MULTI CAP FUND (CRMUCF)

(as on January 31, 2025)

This product is suitable for investors who are seeking*:

- Long term capital appreciation
- Investments in equity and equity related instruments across large cap, mid cap, small cap stocks



*Investors should consult their financial advisers if in doubt about whether the product is suitable for them.

FUND INFORMATION

CATEGORY/TYPE: Multi Cap Fund - An open-ended equity scheme investing across large cap, mid cap, small cap stocks

SCHEME OBJECTIVE:

The fund aims to generate long-term capital appreciation through diversified investments in equity & equity related instruments across large cap, mid cap, and small cap stocks. However, there can be no assurance or guarantee that the investment objective of the Scheme would be achieved.

Monthend AUM[#] : ₹ 3,815.61 Crores

Monthly AVG AUM : ₹ 3,831.68 Crores

NAV: (as on January 31, 2025)

Direct Plan - Growth Option ₹ 13.6900

Regular Plan - Growth Option ₹ 13.3800

Regular Plan -IDCW

(payout/reinvestment) ₹ 13.2300

Direct Plan - IDCW

(payout/reinvestment) ₹ 13.5400

DATE OF ALLOTMENT: 28th July 2023

ASSET ALLOCATION:

Equity and Equity-related Instruments of which*: 75% to 100% (Very High)

Large Cap Companies 25% to 50% (Very High)

Midcap Companies 25% to 50% (Very High)

Small Cap Companies 25% to 50% (Very High)

Debt and Money Market Instruments 0% to 25% (Low to Medium)

Units issued by REITs and InvITs 0% to 10% (Very High)

*As defined by SEBI Circular No.

SEBI/HO/IMD/DF3/CIR/P/2017/114 dated October 06, 2017, Large Cap Companies are those which are ranked from 1st to 100th, Mid Cap Companies are those which are ranked from 101st to 250th and Small cap companies are those which are ranked 251st company onward, based on their full market capitalization.

MINIMUM INVESTMENT:

Lumpsum Purchase: ₹ 5,000.00 and multiples of ₹ 1.00 thereafter.

Additional Purchase: ₹ 1000.00 and multiples of ₹ 1.00 thereafter.

SIP:

For Any date/monthly frequency – ₹ 1000 and in multiples of ₹ 1 thereafter

For quarterly frequency – ₹ 2000 and in multiples of ₹ 1 thereafter

STP: For Daily/Weekly/Monthly frequency – ₹ 1000 and in multiples of ₹ 1 thereafter

For quarterly frequency – ₹ 2000 and in multiples of ₹ 1 thereafter

SWP: For monthly frequency – ₹ 1000 and in multiples of ₹ 1 thereafter

For quarterly frequency – ₹ 2000 and in multiples of ₹ 1 thereafter

For Annual Frequency – ₹ 2,000 and in multiples of ₹ 1 thereafter

For Annual Frequency – ₹ 2,000 and in multiples of ₹ 1 thereafter

PLANS / OPTIONS :

Regular Plan - Reinvestment of Income Distribution cum Capital Withdrawal Option

Regular Plan - Payout of Income Distribution cum Capital Withdrawal Option

Regular Plan - Growth Option

Direct Plan - Reinvestment of Income Distribution cum Capital Withdrawal Option

Direct Plan - Payout of Income Distribution cum Capital Withdrawal Option

Direct Plan - Growth Option

ENTRY LOAD: Nil

EXIT LOAD:

1% - If redeemed/switched out within 365 days from the date of allotment.

Nil - if redeemed/switched out after 365 days from the date of allotment

EXPENSE RATIO[^]:

Regular Plan (%) : 1.87

Direct Plan (%) : 0.51

BENCHMARK: NIFTY 500 Multicap 50:25:25 Index TRI

FUND MANAGER : 1) Mr. Shridatta Bhandwadar
2) Mr. Vishal Mishra

TOTAL EXPERIENCE : 1) 19 Years

2) 21 Years

MANAGING THIS FUND : 1) Since 28- July-2023

2) Since 28- July-2023

PRODUCT POSITIONING

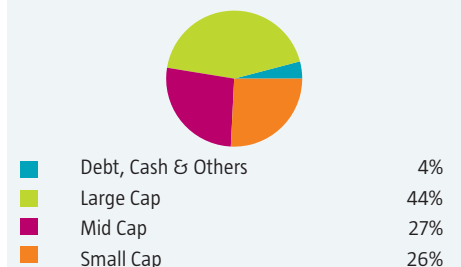
Canara Robeco Multi Cap Fund is an open ended multi cap fund that will invest across market cap segments, with minimum 25% exposure each in large, mid and small cap stocks. The balance allocation of maximum 25% will be based on the Fund manager's assessment of relative attractiveness across market segments. The fund will aim to achieve Portfolio Stability and Alpha generation in their portfolio.

PORTFOLIO

Name of the Instruments	% to NAV
Equities	96.35
Listed	96.35
Banks	15.25
HDFC Bank Ltd	4.43
ICICI Bank Ltd	4.25
Indian Bank	1.60
State Bank of India	1.53
Axis Bank Ltd	1.32
Federal Bank Ltd	1.17
Equitas Small Finance Bank Ltd	0.95
IT - Software	7.99
Infosys Ltd	2.91
Mphasis Ltd	1.33
Tech Mahindra Ltd	1.14
KPIIT Technologies Ltd	1.11
Sonata Software Ltd	0.82
HCL Technologies Ltd	0.68
Pharmaceuticals & Biotechnology	6.28
Ajanta Pharma Ltd	1.41
J.B. Chemicals & Pharmaceuticals Ltd	1.38
Mankind Pharma Ltd	0.87
Cipla Ltd	0.81
Piramal Pharma Ltd	0.79
Abbott India Ltd	0.68
Torrent Pharmaceuticals Ltd	0.34
Finance	6.01
Shriram Finance Ltd	1.14
Cholamandalam Investment and Finance Co Ltd	1.08
Bajaj Finance Ltd	0.91
Creditaccess Grameen Ltd	0.77
Power Finance Corporation Ltd	0.74
PNB Housing Finance Ltd	0.71
Can Fin Homes Ltd	0.66
Consumer Durables	4.67
Crompton Greaves Consumer Electricals Ltd	1.66
V-Guard Industries Ltd	0.93
Kajaria Ceramics Ltd	0.74
Titan Co Ltd	0.50
Blue Star Ltd	0.45
Dixon Technologies (India) Ltd	0.39
Retailing	4.17
Zomato Ltd	1.72
FSN E-Commerce Ventures Ltd	0.91
Trent Ltd	0.90
Vedant Fashions Ltd	0.64
Capital Markets	3.99
Multi Commodity Exchange Of India Ltd	1.26

Computer Age Management Services Ltd	0.94
HDFC Asset Management Company Ltd	0.90
ICRA Ltd	0.89
Electrical Equipment	3.39
Ge Vernova T&D India Ltd	1.40
Suzlon Energy Ltd	0.85
CG Power and Industrial Solutions Ltd	0.58
Hitachi Energy India Ltd	0.56
Auto Components	3.22
Uno Minda Ltd	1.50
Schaeffler India Ltd	0.65
Motherson Sumi Wiring India Ltd	0.63
ZF Commercial Vehicle Control Systems India Ltd	0.44
Industrial Products	3.08
KEI Industries Ltd	1.11
Cummins India Ltd	0.83
APL Apollo Tubes Ltd	0.69
Supreme Industries Ltd	0.45
Automobiles	2.85
Mahindra & Mahindra Ltd	1.67
TVS Motor Co Ltd	1.18
Leisure Services	2.81
Elh Ltd	1.29
TBO Tek Ltd	0.89
Westlife Foodworld Ltd	0.60
ITC Hotels Ltd	0.03
Power	2.73
NTPC Ltd	1.44
Tata Power Co Ltd	1.00
Torrent Power Ltd	0.29
Petroleum Products	2.52
Reliance Industries Ltd	2.52
Telecom - Services	2.21
Bharti Airtel Ltd	2.21
Cement & Cement Products	2.16
J.K. Cement Ltd	2.16
Agricultural Food & Other Products	2.15
Tata Consumer Products Ltd	1.59
CCL Products (India) Ltd	0.56
Construction	2.09
Larsen & Toubro Ltd	1.72
Engineers India Ltd	0.37
Insurance	1.92
Max Financial Services Ltd	1.02
ICICI Lombard General Insurance Co Ltd	0.90
Aerospace & Defense	1.89
Bharat Electronics Ltd	1.89
Healthcare Services	1.82
Max Healthcare Institute Ltd	1.33
Global Health Ltd	0.49
Beverages	1.74
Varun Beverages Ltd	1.12
United Breweries Ltd	0.62
Realty	1.72
Brigade Enterprises Ltd	1.72
Chemicals & Petrochemicals	1.51
Deepak Nitrite Ltd	1.05
Vinati Organics Ltd	0.46
Industrial Manufacturing	1.42
Praj Industries Ltd	0.91
Kaynes Technology India Ltd	0.26
GMM Pfaudler Ltd	0.25
Transport Services	1.36
Interglobe Aviation Ltd	1.36
Paper, Forest & Jute Products	1.26
Aditya Birla Real Estate Ltd	1.26
Textiles & Apparels	1.19
K.P.R. Mill Ltd	1.01
Arvind Ltd	0.18
Household Products	1.01
Jyothy Labs Ltd	0.77
Doms Industries Ltd	0.24
Diversified Fmcg	0.82
ITC Ltd	0.82
Non - Ferrous Metals	0.82
National Aluminium Co Ltd	0.82
Food Products	0.30
Bikaji Foods International Ltd	0.30
Money Market Instruments	1.90
TREPS	1.90
Net Current Assets	1.75
Grand Total (Net Asset)	100.00

MARKET CAPITALIZATION



[#]Source ICRA MFI Explorer ● # Monthend AUM as on 31.01.2025 ● ^The expense ratios mentioned for the schemes includes GST on investment management fees. ● Please refer page no. 59 for Definition and Disclaimers.

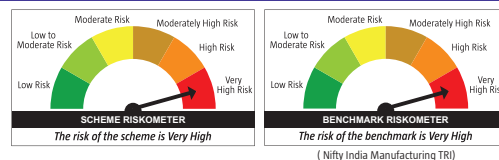
CANARA ROBECO MANUFACTURING FUND (CRMTF)

(as on January 31, 2025)

This product is suitable for investors who are seeking*:

- Long term capital appreciation
- Investments in equity and equity related instruments of Companies engaged in the Manufacturing theme

*Investors should consult their financial advisers if in doubt about whether the product is suitable for them.



FUND INFORMATION

CATEGORY/TYPE: Thematic - Manufacturing - An open-ended equity scheme following Manufacturing theme

SCHEME OBJECTIVE:

The scheme aims to generate long-term capital appreciation by investing predominantly in equities and equity related instruments of companies engaged in the Manufacturing theme. However, there can be no assurance that the investment objective of the scheme will be realized.

Monthend AUM # : ₹ 1,593.33 Crores

Monthly AVG AUM : ₹ 1,627.80 Crores

NAV: (as on January 31, 2025)

Direct Plan - Growth Option ₹ 11.6300

Regular Plan - Growth Option ₹ 11.4600

Regular Plan -IDCW (payout/reinvestment) ₹ 11.4500

Direct Plan -IDCW (payout/reinvestment) ₹ 11.6300

DATE OF ALLOTMENT: 11th March 2024

ASSET ALLOCATION:

Equity and Equity-related Instruments of companies engaged in Manufacturing theme

80% to 100% (Very High)

Equity and Equity-related Instruments of companies other than engaged in Manufacturing theme

0% to 20% (Very High)

Debt and Money Market Instruments

0% to 20% (Low to Moderate)

Units issued by REITs and InvITs 0% to 10% (Very High)

MINIMUM INVESTMENT:

Lump sum Investment: Purchase: ₹ 5,000 and multiples of ₹ 1 thereafter.

Additional Purchase: ₹ 1000 and multiples of ₹ 1 thereafter

SIP: For Any date/monthly frequency – ₹ 1000 and in multiples of ₹ 1 thereafter

For quarterly frequency – ₹ 2000 and in multiples of ₹ 1 thereafter

STP : For Daily/Weekly/Monthly frequency – ₹ 1000 and in multiples of ₹ 1 thereafter

For quarterly frequency – ₹ 2000 and in multiples of ₹ 1 thereafter

SWP : For Monthly frequency – ₹ 1000 and in multiples of ₹ 1 thereafter

For quarterly frequency – ₹ 2000 and in multiples of ₹ 1 thereafter

For Annual Frequency – ₹ 2,000 and in multiples of ₹ 1 thereafter

Minimum redemption Amount: ₹ 1,000/- and in multiples of ₹ 1/- thereafter or the account balance, whichever is lower.

PLANS / OPTIONS :

Regular Plan - Reinvestment of Income Distribution cum Capital Withdrawal Option

Regular Plan - Payout of Income Distribution cum Capital Withdrawal Option

Regular Plan - Growth Option

Direct Plan - Reinvestment of Income Distribution cum Capital Withdrawal Option

Direct Plan - Payout of Income Distribution cum Capital Withdrawal Option

Direct Plan - Growth Option

ENTRY LOAD: Nil

EXIT LOAD:

1% - If redeemed/switched out within 365 days from the date of allotment.

Nil - if redeemed/switched out after 365 days from the date of allotment

EXPENSE RATIO ^:

Regular Plan (%) : 2.08

Direct Plan (%) : 0.67

BENCHMARK: Nifty India Manufacturing TRI

FUND MANAGER :

- 1) Mr. Pranav Gokhale
- 2) Mr. Shridatta Bhandwalder

TOTAL EXPERIENCE :

- 1) 23 Years
- 2) 19 Years

MANAGING THIS FUND :

- 1) Since 11-March-2024
- 2) Since 11-March-2024

PRODUCT POSITIONING

Canara Robeco Manufacturing Fund is an open ended thematic fund predominantly investing in companies which aim to capitalize on manufacturing trends and opportunities and are beneficiaries of themes such as Thriving Domestic Demand, Favourable Policy Reforms, Robust Private Sector, and Alternative Supply Chain. The fund will invest in stocks across the Market Capitalisation range and will look to follow 'Growth' style of investing.

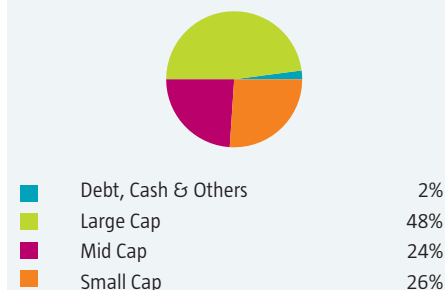
PORTFOLIO

Name of the Instruments	% to NAV
Equities	98.13
Listed	98.13
Automobiles	12.67
Mahindra & Mahindra Ltd	5.48
Maruti Suzuki India Ltd	4.35
Bajaj Auto Ltd	2.84
Electrical Equipment	11.56
Suzlon Energy Ltd	2.54
Ge Vernova T&D India Ltd	2.28
Siemens Ltd	2.07
Apar Industries Ltd	1.23
CG Power and Industrial Solutions Ltd	1.19
Triveni Turbine Ltd	1.18
Hitachi Energy India Ltd	1.07
Consumer Durables	9.50
Dixon Technologies (India) Ltd	2.49
Voltas Ltd	1.45
TTK Prestige Ltd	1.14
Safari Industries (India) Ltd	1.13
Greenlam Industries Ltd	0.86
Kansai Nerolac Paints Ltd	0.83
V-Guard Industries Ltd	0.83
Havells India Ltd	0.77
Industrial Products	7.84
Cummins India Ltd	1.73
Polycab India Ltd	1.60
Carborundum Universal Ltd	1.07
KEI Industries Ltd	1.06
Timken India Ltd	0.92
Supreme Industries Ltd	0.88
KSB Ltd	0.58
Auto Components	6.36
Exide Industries Ltd	1.80
Samvardhana Motherson International Ltd	1.56
Sundram Fasteners Ltd	0.94
Craftsman Automation Ltd	0.76
Sona Blw Precision Forgings Ltd	0.75
Schaeffler India Ltd	0.55
Chemicals & Petrochemicals	5.80
Solar Industries India Ltd	2.04
NOCIL Ltd	1.39
Pidilite Industries Ltd	1.19

Deepak Nitrite Ltd	1.18
Cement & Cement Products	5.46
J.K. Cement Ltd	1.46
Ultratech Cement Ltd	1.38
The Ramco Cements Ltd	1.31
Grasim Industries Ltd	1.31
Industrial Manufacturing	4.96
Kaynes Technology India Ltd	1.83
Mazagon Dock Shipbuilders Ltd	1.10
Titagarh Rail Systems Ltd	1.08
Praj Industries Ltd	0.95
Pharmaceuticals & Biotechnology	4.93
Innova Captab Ltd	1.72
J.B. Chemicals & Pharmaceuticals Ltd	1.37
Cipla Ltd	0.95
Concord Biotech Ltd	0.89
Aerospace & Defense	4.83
Bharat Electronics Ltd	3.83
Hindustan Aeronautics Ltd	1.00
Petroleum Products	4.35
Reliance Industries Ltd	3.90
Hindustan Petroleum Corporation Ltd	0.45
Construction	2.83
Larsen & Toubro Ltd	2.06
Engineers India Ltd	0.77
Paper, Forest & Jute Products	2.20
Aditya Birla Real Estate Ltd	2.20
Power	2.14
NTPC Ltd	1.70
NTPC Green Energy Ltd	0.44
Ferrous Metals	2.14
Tata Steel Ltd	2.14
Beverages	2.09
Varun Beverages Ltd	2.09
Oil	1.93
Oil & Natural Gas Corporation Ltd	1.93
Food Products	1.79
Bikaji Foods International Ltd	1.05
Mrs Bectors Food Specialities Ltd	0.74
Non - Ferrous Metals	1.40
Hindalco Industries Ltd	1.40
Consumable Fuels	1.34
Coal India Ltd	1.34
Textiles & Apparels	1.03
K.P.R. Mill Ltd	1.03
Agricultural Food & Other Products	0.98
Balrampur Chini Mills Ltd	0.98
Money Market Instruments	1.07
TREPS	1.07
Net Current Assets	0.80

Grand Total (Net Asset) 100.00

MARKET CAPITALIZATION



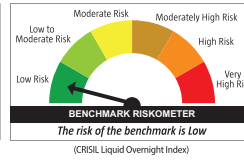
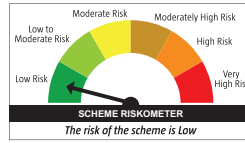
CANARA ROBECO OVERNIGHT FUND (CROF)

(as on January 31, 2025)

This product is suitable for investors who are seeking*:

- Regular income over short term that may be in line with the overnight call rates
- Investment in overnight securities.

*Investors should consult their financial advisers if in doubt about whether the product is suitable for them.



Credit Risk	POTENTIAL RISK CLASS (PRC) MATRIX		
	Relatively Low (Class A)	Moderate (Class B)	Relatively High (Class C)
Interest Rate Risk			
Relatively Low (Class I)	A-1		
Moderate (Class II)			
Relatively High (Class III)			

FUND INFORMATION

CATEGORY/TYPE: Overnight Fund - An open-ended debt scheme investing in overnight securities. A relatively low interest rate risk and relatively low credit risk.

SCHEME OBJECTIVE:

The investment objective of the Scheme is to generate returns commensurate with low risk and providing high level of liquidity, through investments made primarily in overnight securities. However, there can be no assurance that the investment objective of the Scheme will be realized.

Monthend AUM # : ₹ 626.34 Crores

Monthly AVG AUM : ₹ 382.52 Crores

NAV: (as on January 31, 2025)

Regular Plan -	
Daily IDCW (reinvestment)	₹ 1,001.0000
Direct Plan - Daily IDCW (reinvestment)	₹ 1,001.0012
Direct Plan - Growth Option	₹ 1,305.8962
Regular Plan - Growth Option	₹ 1,304.6817

DATE OF ALLOTMENT: 24th July, 2019

ASSET ALLOCATION:

Overnight Securities* - 0% - 100% (Risk - Low)
*Overnight Securities: Debt and money market instruments with overnight interest rate risk such as debt instruments with one business day residual maturity. Overnight securities include synthetic overnight positions such as reverse repo/tri-party repo & other transactions where the interest rate is reset every business day.

MINIMUM INVESTMENT:

I. Lump sum Investment:

Minimum amount: ₹ 5,000.00 and multiples of ₹ 1.00 thereafter.

Additional purchases: Minimum amount of ₹ 1000.00 and multiples of ₹ 1.00 thereafter.

II. Systematic Transfer Plan (STP):

For Daily/Weekly/Monthly frequency - ₹ 1000/- and in multiples of ₹ 1/- thereafter.

For Quarterly frequency - ₹ 2000/- and in multiples of ₹ 1/- thereafter.

III. Systematic Withdrawal Plan (SWP):

For Monthly frequency - ₹ 1000/- and in multiples of ₹ 1/- thereafter.

For Quarterly frequency - ₹ 2000/- and in multiples of ₹ 1/- thereafter.

For Annual Frequency - ₹ 2,000 and in multiples of ₹ 1 thereafter

PLANS / OPTIONS :

Regular Plan - Daily Reinvestment of Income Distribution cum Capital Withdrawal Option

Regular Plan - Growth Option

Direct Plan - Daily Reinvestment of Income Distribution cum Capital Withdrawal Option

Direct Plan - Growth Option

ENTRY LOAD: Nil

EXIT LOAD: Nil

EXPENSE RATIO^:

Regular Plan (%)	: 0.11
Direct Plan (%)	: 0.10

BENCHMARK: CRISIL Liquid Overnight Index

FUND MANAGER : Ms. Suman Prasad

TOTAL EXPERIENCE : 27 Years

MANAGING THIS FUND : Since 24-July-19

PRODUCT POSITIONING

Fund predominantly invests in tri-party repo, overnight reverse repos and fixed income securities/instruments with maturity of one (1) business day. Fund has minimal interest rate and credit risk and tends to ensure a high degree of liquidity in the portfolio. Fund offers an alternative to corporate and individual investors who may want to park their idle funds for short period of time and expecting minimal interest rate and credit risk.

QUANTITATIVE INFORMATION[§]

Annualised Portfolio YTM	6.55%
Modified Duration	0.01 Years
Residual Maturity	0.01 Years
Macaulay Duration	0.01 Years

MATURITY PROFILE

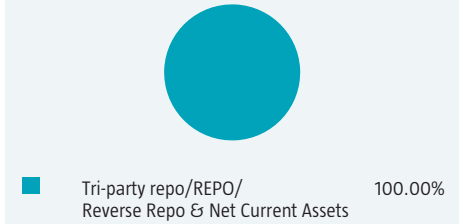
	% Allocation
Net Current Assets/ CDMDF	0.51%
0 to 3 Months	99.49%

PORTFOLIO

Name of the Instruments	Rating	% to NAV
Money Market Instruments		99.49
TREPS		99.49
Other Current Assets		0.51
Grand Total (Net Asset)		100.00

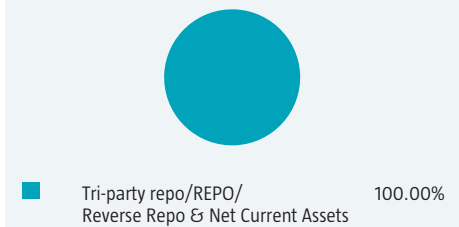
RATING PROFILE

(% to net assets)



ASSET ALLOCATION

(% to net assets)



[§]Source ICRA MFI Explorer ● # Monthend AUM as on 31.01.2025 ● ^The expense ratios mentioned for the schemes includes GST on investment management fees. ● Please refer page no. 59 for Definition and Disclaimers.

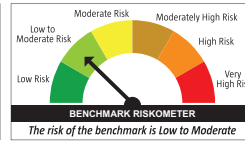
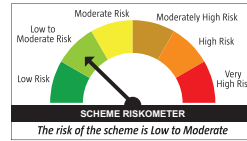
CANARA ROBECO ULTRA SHORT TERM FUND (CRUSTF)

(as on January 31, 2025)

This product is suitable for investors who are seeking*:

- Income/ Capital appreciation over ultra-short term through a low risk strategy
- Investment in a mix of Debt and Money Market instruments such that the Macaulay duration of the portfolio is between 3 months and 6 months

*Investors should consult their financial advisers if in doubt about whether the product is suitable for them.



Credit Risk	POTENTIAL RISK CLASS (PRC) MATRIX		
	Relatively Low (Class A)	Moderate (Class B)	Relatively High (Class C)
Interest Rate Risk			
Relatively Low (Class I)		B-I	
Moderate (Class II)			
Relatively High (Class III)			

FUND INFORMATION

CATEGORY/TYPE : Ultra Short Duration Fund - An open ended ultra-short term debt scheme investing in debt & money market instruments such that the Macaulay duration of the portfolio is between 3 months and 6 months. A relatively low interest rate risk and moderate credit risk.

SCHEME OBJECTIVE:

To generate returns by investing in a wide range of debt securities and money market instruments of various maturities and risk profile. However, there is no assurance that the objective of the Fund will be realised.

Monthend AUM # : ₹ 537.21 Crores

Monthly AVG AUM : ₹ 568.96 Crores

NAV: (as on January 31, 2025)

Direct Plan - Daily IDCW (reinvestment) ₹ 1,240.7100

Direct Plan - Growth Option ₹ 3,912.1899

Direct Plan -

IDCW (payout/reinvestment) ₹ 2,239.0636

Direct Plan -

Monthly IDCW (payout/reinvestment) ₹ 1,001.2364

Regular Plan - IDCW (payout) ₹ 1,514.5202

Regular Plan -

Daily IDCW (reinvestment) ₹ 1,240.7100

Regular Plan - Growth Option ₹ 3,686.5993

Regular Plan -

Monthly IDCW (payout/reinvestment) ₹ 1,001.2057

Regular Plan -

Weekly IDCW (payout/reinvestment) ₹ 1,241.1899

Direct Plan -

Weekly IDCW (payout/reinvestment) ₹ 1,241.2268

DATE OF ALLOTMENT: September 16, 2003

ASSET ALLOCATION:

Debt and Money Market instruments- 0% to 100% (Risk- Low to Medium)

Reits / Invt's: 0% to 10% (Risk- Medium to High)

MINIMUM INVESTMENT :

₹ 500 and in multiples of ₹ 1 thereafter.

Subsequent purchases:

Minimum amount of ₹ 500 and multiples of ₹ 1 thereafter.

SIP: For Any date/monthly frequency – ₹ 500 and in multiples of ₹ 1 thereafter

For quarterly frequency – ₹ 500 and in multiples of ₹ 1 thereafter

STP: The minimum amount for STP will be subject to the minimum investment amount as detailed in switch-in scheme

SWP: ₹ 100 and in multiples of ₹ 1 thereafter

For Annual Frequency – ₹ 2,000 and in multiples of ₹ 1 thereafter

PLANS / OPTIONS :

Regular Plan - Daily Reinvestment of Income Distribution cum Capital Withdrawal Option

Regular Plan - Weekly Reinvestment of Income Distribution cum Capital Withdrawal Option

Regular Plan - Weekly Payout of Income Distribution cum Capital Withdrawal Option

Regular Plan - Monthly Reinvestment of Income Distribution cum Capital Withdrawal Option

Regular Plan - Monthly Payout of Income Distribution cum Capital Withdrawal Option

Regular Plan - Payout of Income Distribution cum Capital Withdrawal Option

Regular Plan - Growth Option

Direct Plan - Daily Reinvestment of Income Distribution cum Capital Withdrawal Option

Direct Plan - Weekly Reinvestment of Income Distribution cum Capital Withdrawal Option

Direct Plan - Weekly Payout of Income Distribution

cum Capital Withdrawal Option

Direct Plan - Monthly Reinvestment of Income Distribution cum Capital Withdrawal Option

Direct Plan - Monthly Payout of Income Distribution cum Capital Withdrawal Option

Direct Plan - Payout of Income Distribution cum Capital Withdrawal Option

Direct Plan - Growth Option

ENTRY LOAD: Nil

EXIT LOAD: Nil

EXPENSE RATIO^:

Regular Plan (%) : 0.95

Direct Plan (%) : 0.40

BENCHMARK:

CRISIL Ultra Short Duration Debt A-I Index

FUND MANAGER: 1) Mr. Kunal Jain 2) Mr. Avnish Jain

TOTAL EXPERIENCE: 1) 17 Years 2) 30 Years

MANAGING THIS FUND: 1) Since 16-Sept.-24

2) Since 01-April-22

PRODUCT POSITIONING

Canara Robeco Ultra Short Term Fund is an open ended ultra-short term debt scheme which seeks to provide income and liquidity through investments made primarily in money market and debt securities following a low risk strategy. The portfolio duration of the fund tends to be slightly higher than a liquid fund but investments are made in debt instruments in a way that the Macaulay duration of the portfolio is between 3 months and 6 months.

QUANTITATIVE INFORMATION⁵

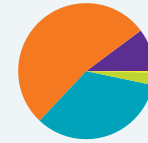
Annualised Portfolio YTM	7.57%
Modified Duration	0.42 Years
Residual Maturity	0.69 Years
Macaulay Duration	0.45 Years

PORTFOLIO

Name of the Instruments	Rating	% to NAV
Debt Instruments		52.84
National Bank For Agriculture & Rural Development	AAA(CRISIL)	9.20
LIC Housing Finance Ltd	AAA(CRISIL)	8.32
Power Finance Corporation Ltd	AAA(CRISIL)	5.57
Bajaj Housing Finance Ltd	AAA(CRISIL)	4.65
Kotak Mahindra Prime Ltd	AAA(CRISIL)	4.65
Kotak Mahindra Prime Ltd	AAA(CRISIL)	4.65
National Housing Bank	AAA(CARE)	4.65
Small Industries Development Bank Of India	AAA(CARE)	4.65
HDB Financial Services Ltd	AAA(CRISIL)	4.64
Bajaj Finance Ltd	AAA(CRISIL)	1.86
Government Securities		2.86
GOI FRB 2033 (22-SEP-2033)	Sovereign	2.86
Alternative Investment Fund		0.31
CORPORATE DEBT MARKET DEVELOPMENT FUND CLASS A2		0.31
Money Market Instruments		42.01
Bank of India	A1+(CRISIL)	7.00
Punjab National Bank	A1+(CARE)	4.63
Axis Bank Ltd	A1+(CRISIL)	4.55
Axis Bank Ltd	A1+(CRISIL)	4.45
HDFC Bank Ltd	A1+(CARE)	4.44
ICICI Bank Ltd	A1+(ICRA)	4.39
Kotak Mahindra Bank Ltd	A1+(CRISIL)	4.37
TREPS		8.18
Other Current Assets		1.98
Grand Total (Net Asset)		100.00

RATING PROFILE

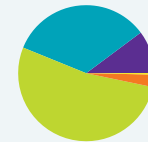
(% to net assets)



Tri-party repo/REPO/ Reverse Repo & Net Current Assets	10.13%
AAA & Equivalent	52.85%
A1+ & Equivalent	33.84%
Treasury Bills/Sovereign	2.86%
Unit funds	0.31%

ASSET ALLOCATION

(% to net assets)



Tri-party repo/REPO/ Reverse Repo & Net Current Assets	10.13%
Certificate Of Deposit	33.84%
NCDs/Bonds	52.85%
Treasury Bills/ Sovereign	2.86%
Unit Funds	0.31%

MATURITY PROFILE

	% Allocation
Net Current Assets/ CDMDF	2.26%
0 to 3 Months	22.11%
3 to 6 Months	32.30%
6 to 12 Months	40.46%
Greater Than 2 Years	2.86%

⁵Source ICRA MFI Explorer ● # Monthend AUM as on 31.01.2025 ● ^The expense ratios mentioned for the schemes includes GST on investment management fees. ● Please refer page no. 59 for Definition and Disclaimers.

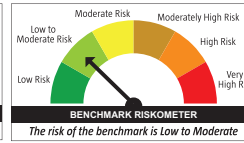
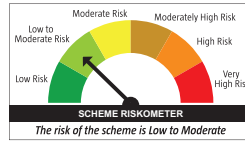
CANARA ROBECO SAVINGS FUND (CRSF)

(as on January 31, 2025)

This product is suitable for investors who are seeking*:

- Income / Capital appreciation through a low duration strategy
- Investment in debt & money market instruments such that the Macaulay duration of the portfolio is between 6 months and 12 months

*Investors should consult their financial advisers if in doubt about whether the product is suitable for them.



POTENTIAL RISK CLASS (PRC) MATRIX			
Relatively Low Interest Rate Risk and Moderate Credit Risk		Potential Risk Class	
Credit Risk	Interest Rate Risk	Relatively Low (Class A)	Relatively High (Class C)
Relatively Low (Class I)	Relatively Low (Class I)		
Relatively Low (Class II)	Relatively Low (Class II)	B-I	
Relatively Low (Class III)	Relatively Low (Class III)		
Relatively High (Class IV)	Relatively High (Class IV)		

FUND INFORMATION

CATEGORY/TYPE: Low Duration Fund - An open-ended low duration debt scheme investing in debt & money market instruments such that the Macaulay duration of the portfolio is between 6 months and 12 months. A relatively low interest rate risk and moderate credit risk.

SCHEME OBJECTIVE: To generate income / capital appreciation by investing in a portfolio comprising of low duration debt instruments and money market instruments. However, there can be no assurance that the investment objective of the scheme will be realized.

Monthend AUM[#]: ₹ 799.83 Crores

Monthly AVG AUM: ₹ 836.94 Crores

NAV: (as on January 31, 2025)

Regular Plan - Daily IDCW (reinvestment) ₹ 10.2600

Direct Plan - Daily IDCW (reinvestment) ₹ 10.2600

Direct Plan - Growth Option ₹ 41.8332

Regular Plan - Growth Option ₹ 40.7509

Regular Plan - IDCW (payout/reinvestment) ₹ 36.5028

Direct Plan - IDCW (payout/reinvestment) ₹ 37.3818

Direct Plan - Monthly IDCW (payout/reinvestment) ₹ 10.2642

Regular Plan - Monthly IDCW (payout/reinvestment) ₹ 10.2640

Regular Plan - Weekly IDCW (payout/reinvestment) ₹ 10.2640

Direct Plan - Weekly IDCW (payout/reinvestment) ₹ 10.2641

DATE OF ALLOTMENT: March 4, 2005

ASSET ALLOCATION: Debt & Money Market Instruments- 0% to 100% (Risk- Low to Medium) Reits/Invts- 0% to 10% (Risk- Medium to High)

MINIMUM INVESTMENT:

₹ 5000 and in multiples of ₹ 1 thereafter

Subsequent purchases: Minimum amount of ₹ 1000 and multiples of ₹ 1 thereafter **SIP:** For Any date/monthly frequency – ₹ 1000 and in multiples of ₹ 1 thereafter

For quarterly frequency – ₹ 2000 and in multiples of ₹ 1 thereafter **STP:** For Daily/Weekly/Monthly frequency – ₹ 1000 and in multiples of ₹ 1 thereafter

For quarterly frequency – ₹ 2000 and in multiples of ₹ 1 thereafter **SWP:** For monthly frequency – ₹ 1000 and in multiples of ₹ 1 thereafter

For quarterly frequency – ₹ 2000 and in multiples of ₹ 1 thereafter

For Annual Frequency – ₹ 2,000 and in multiples of ₹ 1 thereafter

PLANS / OPTIONS: **Regular Plan** - Reinvestment of Income Distribution cum Capital Withdrawal Option

Regular Plan - Payout of Income Distribution cum Capital Withdrawal Option

Regular Plan - Daily Reinvestment of Income Distribution cum Capital Withdrawal Option

Regular Plan - Weekly Payout of Income Distribution cum Capital Withdrawal Option

Regular Plan - Weekly Reinvestment of Income Distribution cum Capital Withdrawal Option

Regular Plan - Monthly Payout of Income Distribution cum Capital Withdrawal Option

Regular Plan - Monthly Reinvestment of Income Distribution cum Capital Withdrawal Option

Regular Plan - Growth Option
Direct Plan - Reinvestment of Income Distribution cum Capital Withdrawal Option
Direct Plan - Payout of Income Distribution cum Capital Withdrawal Option

Direct Plan - Daily Reinvestment of Income Distribution cum Capital Withdrawal Option

Direct Plan - Weekly Payout of Income Distribution cum Capital Withdrawal Option

Direct Plan - Weekly Reinvestment of Income Distribution cum Capital Withdrawal Option

Direct Plan - Monthly Payout of Income Distribution cum Capital Withdrawal Option

Direct Plan - Monthly Reinvestment of Income Distribution cum Capital Withdrawal Option

Direct Plan - Growth Option

ENTRY LOAD: Nil

EXIT LOAD: Nil

EXPENSE RATIO[^]:

Regular Plan(%) : 0.65

Direct Plan(%) : 0.32

BENCHMARK: CRISIL Low Duration Debt A-I Index

FUND MANAGER: 1) Mr. Kunal Jain 2) Mr. Avnish Jain

TOTAL EXPERIENCE: 1) 17 Years 2) 30 Years

MANAGING THIS FUND: 1) Since 18-July-22

2) Since 01-April-22

PRODUCT POSITIONING

Canara Robeco Savings Fund an open-ended low duration debt scheme aiming at primarily generating accrual income from investments in money market and debt securities. The Scheme is ideally suited for investors looking at a comparatively lower risk strategy short term debt fund with a Macaulay duration between 6 months and 12 months.

QUANTITATIVE INFORMATION[§]

Annualised Portfolio YTM 7.59%

Modified Duration 0.78 Years

Residual Maturity 0.89 Years

Macaulay Duration 0.83 Years

PORTFOLIO

Name of the Instruments

Debt Instruments

HDB Financial Services Ltd AAA(CRISIL) 7.49

Bajaj Housing Finance Ltd AAA(CRISIL) 6.25

Power Finance Corporation Ltd AAA(CRISIL) 6.21

REC Ltd AAA(CRISIL) 6.15

Small Industries Development Bank Of India AAA(ICRA) 4.36

Bajaj Housing Finance Ltd AAA(CRISIL) 3.12

LIC Housing Finance Ltd AAA(CRISIL) 3.12

LIC Housing Finance Ltd AAA(CRISIL) 3.12

National Bank For Agriculture & Rural Development AAA(CRISIL) 3.12

National Bank For Agriculture & Rural Development AAA(CRISIL) 3.12

Small Industries Development Bank Of India AAA(CRISIL) 3.12

Kotak Mahindra Prime Ltd AAA(CRISIL) 3.11

Power Finance Corporation Ltd AAA(CRISIL) 3.11

REC Ltd AAA(CRISIL) 3.11

National Bank For Agriculture & Rural Development AAA(CRISIL) 3.09

HDB Financial Services Ltd AAA(CRISIL) 0.38

Government Securities 5.74

0.00% GOI 19-SEP-26 Sovereign 5.10

GOI FRB 2033 (22-SEP-2033) Sovereign 0.64

Alternative Investment Fund 0.36

CORPORATE DEBT MARKET DEVELOPMENT FUND CLASS A2 29.86

Money Market Instruments 29.86

HDFC Bank Ltd A1+(CARE) 6.03

Axis Bank Ltd A1+(CRISIL) 3.05

Axis Bank Ltd A1+(CRISIL) 2.99

Axis Bank Ltd A1+(CRISIL) 2.99

Axis Bank Ltd A1+(CRISIL) 2.99

HDFC Bank Ltd A1+(CARE) 2.98

ICICI Bank Ltd A1+(ICRA) 2.95

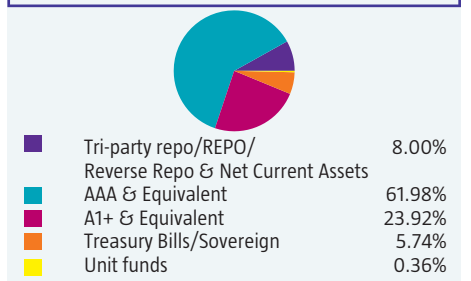
Kotak Mahindra Bank Ltd A1+(CRISIL) 2.93

TREPS 5.94

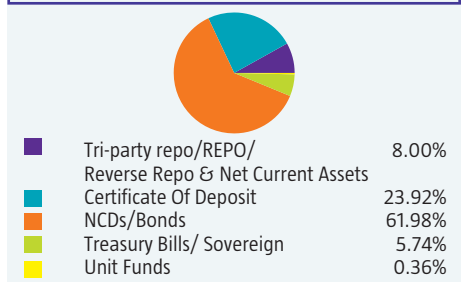
Other Current Assets 2.06

Grand Total (Net Asset) 100.00

RATING PROFILE (% to net assets)



ASSET ALLOCATION (% to net assets)



MATURITY PROFILE

Maturity	% Allocation
Net Current Assets/ CDMDF	2.41%
0 to 3 Months	5.94%
3 to 6 Months	19.65%
6 to 12 Months	39.70%
1 -2 years	31.65%
Greater Than 2 Years	0.64%

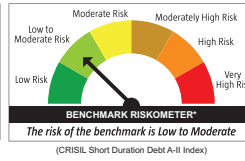
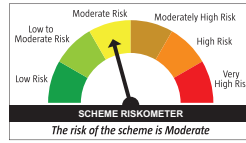
CANARA ROBECO SHORT DURATION FUND (CRSDF)

(as on January 31, 2025)

This product is suitable for investors who are seeking*:

- Income / capital appreciation over short term
- Investment in debt & money market instruments such that the Macaulay duration of the portfolio is between 1 year and 3 years

*Investors should consult their financial advisers if in doubt about whether the product is suitable for them.



POTENTIAL RISK CLASS (PRC) MATRIX			
Relatively Moderate Interest Rate Risk and Moderate Credit Risk		Potential Risk Class	
Credit Risk	Relatively Low (Class A)	Moderate (Class B)	Relatively High (Class C)
Relatively Low (Class I)			
Moderate (Class II)		B-II	
Relatively High (Class III)			

FUND INFORMATION

CATEGORY/TYPE: Short Duration Fund - An open ended short term debt scheme investing in debt & money market instruments such that the Macaulay duration of the portfolio is between 1 year and 3 years. A moderate interest rate risk and moderate credit risk.

SCHEME OBJECTIVE : To generate returns by investing in a wide range of debt securities and money market instruments of various maturities and risk profile. However, there is no assurance that the objective of the Fund will be realised.

Monthend AUM[#] : ₹ 335.59 Crores
Monthly AVG AUM : ₹ 347.91 Crores

NAV: (as on January 31, 2025)

Direct Plan - Growth Option	₹ 26.6871
Regular Plan - Growth Option	₹ 24.5261
Direct Plan - Monthly IDCW (payout/reinvestment)	₹ 17.8065
Regular Plan - Monthly IDCW (payout/reinvestment)	₹ 15.5214
Regular Plan - Quarterly IDCW (payout/reinvestment)	₹ 15.2244
Direct Plan - Quarterly IDCW (payout/reinvestment)	₹ 16.8959

DATE OF ALLOTMENT : 25 April, 2011

ASSET ALLOCATION :

Debt and Money Market instruments- 0% to 100% (Risk- Low to Medium)

Reits / Invts- 0% to 10% (Risk- Medium to High)

MINIMUM INVESTMENT :

₹ 5000 and in multiples of ₹ 1 thereafter

Subsequent purchases: Minimum amount of ₹ 1000 and multiples of ₹ 1 thereafter **SIP:** For Any date/monthly frequency – ₹ 1000 and in multiples of ₹ 1 thereafter

For quarterly frequency – ₹ 2000 and in multiples of ₹ 1 thereafter **STP:** For Daily/Weekly/Monthly frequency – ₹ 1000 and in multiples of ₹ 1 thereafter

For quarterly frequency – ₹ 2000 and in multiples of ₹ 1 thereafter **SWP:** For monthly frequency – ₹ 1000 and in multiples of ₹ 1 thereafter

For quarterly frequency – ₹ 2000 and in multiples of ₹ 1 thereafter

For Annual Frequency – ₹ 2,000 and in multiples of ₹ 1 thereafter

PLANS/OPTIONS :

Regular Plan - Monthly Payout of Income Distribution cum Capital Withdrawal Option

Regular Plan - Monthly Reinvestment of Income Distribution cum Capital Withdrawal Option

Regular Plan - Quarterly Payout of Income Distribution cum Capital Withdrawal Option

Regular Plan - Quarterly Reinvestment of Income Distribution cum Capital Withdrawal Option

Regular Plan - Growth Option

Direct Plan - Monthly Payout of Income Distribution cum Capital Withdrawal Option

Direct Plan - Monthly Reinvestment of Income Distribution cum Capital Withdrawal Option

Direct Plan - Quarterly Payout of Income Distribution cum Capital Withdrawal Option

Direct Plan - Quarterly Reinvestment of Income Distribution cum Capital Withdrawal Option

Direct Plan - Growth Option

ENTRY LOAD: Nil

EXIT LOAD: Nil

EXPENSE RATIO[^]:

Regular Plan (%) : 1.02
Direct Plan (%) : 0.43

BENCHMARK:

CRISIL Short Duration Debt A-II Index

FUND MANAGER: 1) Ms. Suman Prasad
2) Mr. Avnish Jain

TOTAL EXPERIENCE : 1) 27 Years
2) 30 Years

MANAGING THIS FUND : 1) Since 16-Sep-12
2) Since 18-July-22

PRODUCT POSITIONING

Canara Robeco Short Duration Fund is suitable for investors having short to medium term investment horizon with low volatility. The fund aim to generates income predominantly from accrual yields on high quality Money Market Instruments, while an active trading strategy is followed for generating Alpha.

QUANTITATIVE INFORMATION[§]

Annualised Portfolio YTM	7.39%
Modified Duration	2.57 Years
Residual Maturity	3.33 Years
Macaulay Duration	2.69 Years

MATURITY PROFILE


	% Allocation
Net Current Assets/ CDMDF	2.03%
0 to 3 Months	2.16%
3 to 6 Months	2.88%
6 to 12 Months	29.94%
1-2 years	15.48%
Greater Than 2 Years	47.51%

PORTFOLIO

Name of the Instruments	RATING	% to NAV
Debt Instruments		60.16
Indian Railway Finance Corporation Ltd	AAA (CRISIL)	7.48
Grasim industries Ltd	AAA (CRISIL)	7.47
REC Ltd	AAA (CRISIL)	7.46
Bajaj Housing Finance Ltd	AAA (CRISIL)	7.45
HDB Financial Services Ltd	AAA (CRISIL)	7.43
National Housing Bank	AAA (CRISIL)	7.43
LIC Housing Finance Ltd	AAA (CRISIL)	7.42
Power Finance Corporation Ltd	AAA (CRISIL)	7.42
HDB Financial Services Ltd	AAA (CRISIL)	0.60
Government Securities		25.11
6.79% GOI 2034 (07-OCT-2034)	Sovereign	8.25
7.18% GOI 2037 (24-JUL-2037)	Sovereign	6.13
7.10% GOI 2034 (08-APR-2034)	Sovereign	6.10
7.04% GOI 2029 (03-JUN-2029)	Sovereign	4.54
7.86% KARNATAKA SDL 15-MAR-27	Sovereign	0.09
Alternative Investment Fund		0.45
CORPORATE DEBT MARKET DEVELOPMENT FUND CLASS A2		0.45
Money Market Instruments		12.71
HDFC Bank Ltd	A1+ (CARE)	7.11
ICICI Bank Ltd	A1+ (ICRA)	2.88
Treasury Bills		0.56
TREPS		2.16
Other Current Assets		1.57
Grand Total (Net Asset)		100.00

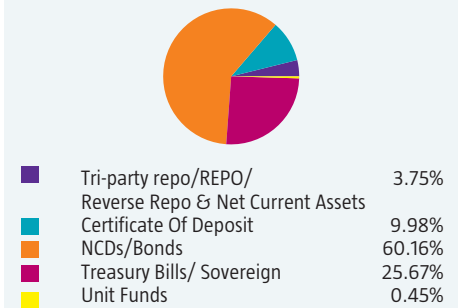
RATING PROFILE

(% to net assets)



ASSET ALLOCATION

(% to net assets)



[§]Source ICRA MFI Explorer ● # Monthend AUM as on 31.01.2025 ● ^The expense ratios mentioned for the schemes includes GST on investment management fees. ● Please refer page no. 59 for Definition and Disclaimers. ● *Please refer notice cum addendum no. 49 dated January 07, 2025 for change in the risk-o-meter of the benchmark of Canara Robeco Short Duration Fund

CANARA ROBECO INCOME FUND (CRINC)

(as on January 31, 2025)

This product is suitable for investors who are seeking*:

- Income / Capital appreciation over Medium to Long term
- Investment in debt & money market instruments such that the Macaulay duration of the portfolio is between 4 years and 7 years (Portfolio Macaulay duration under anticipated adverse situation is 1 year to 7 years)

*Investors should consult their financial advisers if in doubt about whether the product is suitable for them.

FUND INFORMATION

CATEGORY/TYPE: Medium To Long Duration Fund - An open ended medium term debt scheme investing in debt & money market instruments such that the Macaulay duration of the portfolio is between 4 years – 7 years. (Portfolio Macaulay duration under anticipated adverse situation is 1 year to 7 years). A relatively high interest rate risk and moderate credit risk.

SCHEME OBJECTIVE:

The Scheme seeks to generate income and capital appreciation through a portfolio constituted of medium to long term debt and money market securities and issuers of different risk profiles. However, there can be no assurance that the investment objective of the scheme will be realized.

Monthend AUM[#] : ₹ 117.46 Crores

Monthly AVG AUM : ₹ 119.52 Crores

NAV: (as on January 31, 2025)

Direct Plan - Growth Option ₹ 60.0502

Regular Plan - Growth Option ₹ 53.7844

Regular Plan -

Quarterly IDCW (payout/reinvestment) ₹ 14.9274

Direct Plan -

Quarterly IDCW (payout/reinvestment) ₹ 16.9192

DATE OF ALLOTMENT: September 19, 2002

ASSET ALLOCATION:

Debt and Money Market instruments- 0% to 100% (Risk- Low to Medium)
Reits/Invts- 0% to 10% (Risk- Medium to High)

MINIMUM INVESTMENT:

₹ 5000 and in multiples of ₹ 1 thereafter

Subsequent purchases: Minimum amount of ₹ 1000 and multiples of ₹ 1 thereafter

SIP: For Any date/monthly frequency – ₹ 1000 and in multiples of ₹ 1 thereafter

For quarterly frequency – ₹ 2000 and in multiples of ₹ 1 thereafter

STP: For Daily/Weekly/Monthly frequency – ₹ 1000 and in multiples of ₹ 1 thereafter

For quarterly frequency – ₹ 2000 and in multiples of ₹ 1 thereafter

SWP: For monthly frequency – ₹ 1000 and in multiples of ₹ 1 thereafter

For quarterly frequency – ₹ 2000 and in multiples of ₹ 1 thereafter

For Annual Frequency – ₹ 2,000 and in multiples of ₹ 1 thereafter

PLANS / OPTIONS : Regular Plan - Quarterly Reinvestment of Income Distribution cum Capital Withdrawal Option

Regular Plan - Quarterly Payout of Income Distribution cum Capital Withdrawal Option

Regular Plan - Growth Option

Direct Plan - Quarterly Reinvestment of Income Distribution cum Capital Withdrawal Option

Direct Plan - Quarterly Payout of Income Distribution cum Capital Withdrawal Option

Direct Plan - Growth Option

ENTRY LOAD: Nil

EXIT LOAD: Nil

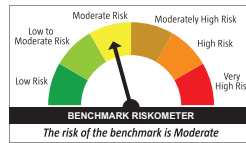
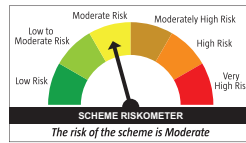
EXPENSE RATIO[^]:

Regular Plan (%) : 1.88

Direct Plan (%) : 0.77

BENCHMARK:

CRISIL Medium to Long Duration Debt A-III Index



(CRISIL Medium to Long Duration Debt A-III Index)

Credit Risk	POTENTIAL RISK CLASS (PRC) MATRIX		
	Relatively Low (Class A)	Moderate (Class B)	Relatively High (Class C)
Interest Rate Risk			
Relatively Low (Class I)			
Moderate (Class II)			
Relatively High (Class III)		B-III	

FUND MANAGER:

- 1) Mr. Avnish Jain
- 2) Mr. Kunal Jain

TOTAL EXPERIENCE :

- 1) 30 Years
- 2) 17 Years

MANAGING THIS FUND :

- 1) Since 25-June-14
- 2) Since 18-July-22

PRODUCT POSITIONING

Canara Robeco Income Fund is an open ended medium term debt scheme investing in debt & money market instruments such that the Macaulay duration of the portfolio is between 4 years – 7 years. However, the Portfolio Macaulay duration under anticipated adverse situation may be between 1 year and 7 years. Fund manager takes an active view of the interest rate movements. Based on the interest rate view, the duration of the portfolio will be decided along with the asset allocation pattern between sovereign & corporate bonds. As majority of the portfolio gets invested in high quality debt papers, which provides consistent accrual income to the portfolio.

QUANTITATIVE INFORMATION[§]

Annualised Portfolio YTM	6.92%
Modified Duration	5.62 Years
Residual Maturity	11.60 Years
Macaulay Duration	5.85 Years

MATURITY PROFILE

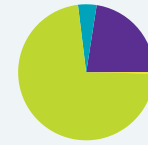
	% Allocation
Net Current Assets/ CDMD	1.21%
0 to 3 Months	25.94%
6 to 12 Months	0.80%
1 - 2 years	0.24%
Greater than 2 years	71.81%

PORTFOLIO

Name of the Instruments	Rating	% to NAV
Debt Instruments		4.25
HDB Financial Services Ltd	AAA(CRISIL)	4.25
Government Securities		72.04
7.30% GOI 2053 (19-JUN-2053)	Sovereign	17.60
7.32% GOI 2030 (13-NOV-2030)	Sovereign	13.16
7.23% GOI 2039 (15-APR-2039)	Sovereign	8.81
7.18% GOI 2037 (24-JUL-2037)	Sovereign	8.75
7.04% GOI 2029 (03-JUN-2029)	Sovereign	8.64
7.34% GOI 2064 (22-APR-2064)	Sovereign	6.19
GOI FRB 2033 (22-SEP-2033)	Sovereign	4.37
6.79% GOI 2031 (30-DEC-2031)	Sovereign	4.28
8.47% MAHARASHTRA SDL 10-FEB-26	Sovereign	0.24
Alternative Investment Fund		0.29
CORPORATE DEBT MARKET DEVELOPMENT FUND CLASS A2		0.29
Money Market Instruments		22.49
Treasury Bills		0.80
TREPS		21.69
Other Current Assets		0.93
Grand Total (Net Asset)		100.00

RATING PROFILE

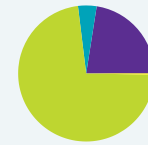
(% to net assets)



Tri-party repo/REPO/ Reverse Repo & Net Current Assets	22.61%
AAA & Equivalent	4.25%
Treasury Bills/Sovereign	72.85%
Unit funds	0.29%

ASSET ALLOCATION

(% to net assets)



Tri-party repo/REPO/ Reverse Repo & Net Current Assets	22.61%
NCDs/Bonds	4.25%
Treasury Bills/Sovereign	72.85%
Unit Funds	0.29%

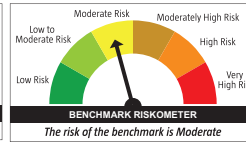
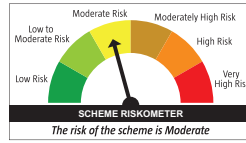
CANARA ROBECO DYNAMIC BOND FUND (CRDBF)

(as on January 31, 2025)

This product is suitable for investors who are seeking*:

- Income/ Capital appreciation by dynamically managing duration
- Investment in Debt and Money Market securities across duration

*Investors should consult their financial advisers if in doubt about whether the product is suitable for them.



Credit Risk	POTENTIAL RISK CLASS (PRC) MATRIX		
	Relatively Low (Class A)	Moderate (Class B)	Relatively High (Class C)
Interest Rate Risk			
Relatively Low (Class I)			
Moderate (Class II)			
Relatively High (Class III)		B-III	

FUND INFORMATION

CATEGORY/TYPE: Dynamic Bond - An open ended dynamic debt scheme investing across duration. A relatively high interest rate risk and moderate credit risk.

SCHEME OBJECTIVE:

The objective of the fund is to seek to generate income from a portfolio of debt and money market securities. However, there can be no assurance that the investment objective of the scheme will be realized and the Fund does not assure or guarantee any returns.

Monthend AUM # : ₹ 124.43 Crores

Monthly AVG AUM : ₹ 125.01 Crores

NAV: (as on January 31, 2025)

Direct Plan - Growth Option ₹ 31.3183

Direct Plan -

IDCW (payout/reinvestment) ₹ 15.2568

Regular Plan - Growth Option ₹ 28.5240

Regular Plan -

IDCW (payout/reinvestment) ₹ 13.7358

DATE OF ALLOTMENT: May 29, 2009

ASSET ALLOCATION:

Government of India & Corporate Debt Securities (including Securitised Debt)* - 0% to 100% (Risk- Low to Medium)

Money Market Instruments - 0% to 100% (Risk- Low)

* Excluding Debt/GOI Securities with initial maturity of less than one year and Treasury bills

MINIMUM INVESTMENT :

₹ 5000 and in multiples of ₹ 1 thereafter

Subsequent purchases: Minimum amount of ₹ 1000 and multiples of ₹ 1 thereafter

SIP: For Any date/monthly frequency – ₹ 1000 and in multiples of ₹ 1 thereafter

For quarterly frequency – ₹ 2000 and in multiples of ₹ 1 thereafter

STP: For Daily/Weekly/Monthly frequency – ₹ 1000 and in multiples of ₹ 1 thereafter

For quarterly frequency – ₹ 2000 and in multiples of ₹ 1 thereafter

SWP: For monthly frequency – ₹ 1000 and in multiples of ₹ 1 thereafter

For quarterly frequency – ₹ 2000 and in multiples of ₹ 1 thereafter

For Annual Frequency – ₹ 2,000 and in multiples of ₹ 1 thereafter

PLANS / OPTIONS :

Regular Plan - Reinvestment of Income Distribution cum Capital Withdrawal Option

Regular Plan - Payout of Income Distribution cum Capital Withdrawal Option

Regular Plan - Growth Option

Direct Plan - Reinvestment of Income Distribution cum Capital Withdrawal Option

Direct Plan - Payout of Income Distribution cum Capital Withdrawal Option

Direct Plan - Growth Option

ENTRY LOAD: Nil

EXIT LOAD: Nil

EXPENSE RATIO^:

Regular Plan (%) : 1.75

Direct Plan (%) : 0.63

BENCHMARK: CRISIL Dynamic Bond A-III Index

FUND MANAGER:
1) Mr. Kunal Jain
2) Mr. Avnish Jain

TOTAL EXPERIENCE:

- 17 Years
- 30 Years

MANAGING THIS FUND:

- Since 18-July-22
- Since 01-April-22

PRODUCT POSITIONING

Canara Robeco Dynamic Bond Fund intends to invest and trade in G-secs and Corporate Debt by identifying mispriced opportunities & capturing volatility trends. The fund aims at generating Alpha through free-style duration management depending on the interest rate view. At the same time it endeavours to capture accruals in the form of portfolio running yields on high-quality debt instruments.

QUANTITATIVE INFORMATION[§]

Annualised Portfolio YTM	7.04%
Modified Duration	10.33 Years
Residual Maturity	24.41 Years
Macaulay Duration	10.78 Years

MATURITY PROFILE

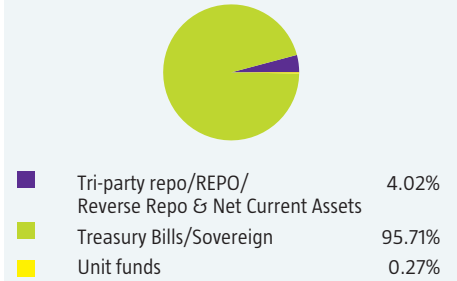
	% Allocation
Net Current Assets/ CDMDF	1.85%
0 to 3 Months	2.44%
Greater than 2 years	95.71%

PORTFOLIO

Name of the Instruments	Rating	% to NAV
Government Securities		95.71
7.34% GOI 2064 (22-APR-2064)	Sovereign	32.55
7.30% GOI 2053 (19-JUN-2053)	Sovereign	22.02
6.92% GOI 2039 (18-NOV-2039)	Sovereign	18.24
7.18% GOI 2037 (24-JUL-2037)	Sovereign	15.05
7.23% GOI 2039 (15-APR-2039)	Sovereign	4.99
7.38% GOI 2027 (20-JUN-2027)	Sovereign	2.04
7.17% GOI 2030 (17-APR-2030)	Sovereign	0.59
6.68% GOI 2031 (17-SEP-2031)	Sovereign	0.19
7.10% GOI 2034 (08-APR-2034)	Sovereign	0.04
Alternative Investment Fund		0.27
CORPORATE DEBT MARKET DEVELOPMENT FUND CLASS A2		0.27
Money Market Instruments		2.44
TREPS		2.44
Other Current Assets		1.58
Grand Total (Net Asset)		100.00

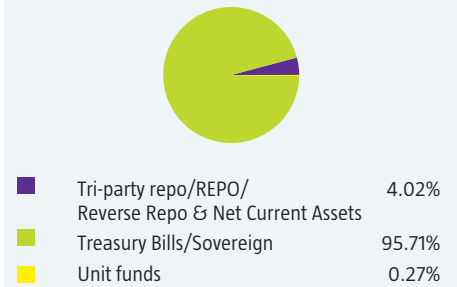
RATING PROFILE

(% to net assets)



ASSET ALLOCATION

(% to net assets)



[§]Source ICRA MFI Explorer ● # Monthend AUM as on 31.01.2025 ● ^The expense ratios mentioned for the schemes includes GST on investment management fees. ● Please refer page no. 59 for Definition and Disclaimers.

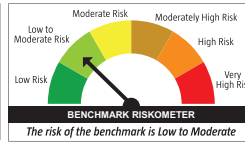
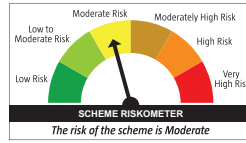
CANARA ROBECO CORPORATE BOND FUND (CRCBF)

(as on January 31, 2025)

This product is suitable for investors who are seeking*:

- Income / capital appreciation through a low credit risk strategy
- Investment in a portfolio constituted predominantly of AA+ and above rated corporate bonds

*Investors should consult their financial advisers if in doubt about whether the product is suitable for them.



Credit Risk	POTENTIAL RISK CLASS (PRC) MATRIX		
	Relatively Low (Class A)	Moderate (Class B)	Relatively High (Class C)
Interest Rate Risk			
Relatively Low (Class I)			
Moderate (Class II)			
Relatively High (Class III)		B-III	

(CRISIL Corporate Debt A-II Index)

FUND INFORMATION

CATEGORY/TYPE : Corporate Bond Fund - An open ended debt scheme predominantly investing in AA+ and above rated corporate bonds. A relatively high interest rate risk and moderate credit risk.

SCHEME OBJECTIVE : The Scheme seeks to generate income and capital appreciation through a portfolio constituted predominantly of AA+ and above rated Corporate Debt across maturities. However, there can be no assurance that the investment objective of the scheme will be realized

Monthend AUM # : ₹ 129.15 Crores

Monthly AVG AUM : ₹ 130.93 Crores

NAV: (as on January 31, 2025)

Direct Plan - Growth Option ₹ 22.4723

Regular Plan - Growth Option ₹ 21.0297

Regular Plan -

IDCW (payout/reinvestment) ₹ 11.5042

Direct Plan -

IDCW (payout/reinvestment) ₹ 12.2764

DATE OF ALLOTMENT : 7th February, 2014

ASSET ALLOCATION :

AA+ and above rated Corporate Debt of varying maturities - 80% to 100% (Risk- Low to Medium)
Other Debt (including government securities) and Money Market Instruments - 0% to 20% (Risk- Low to Medium)
Reits/Invits - 0% to 10% (Risk- Medium to High)

MINIMUM INVESTMENT:

₹ 5000 and in multiples of ₹1 thereafter

Subsequent purchases: Minimum amount of ₹ 1000 and multiples of ₹1 thereafter

SIP: For Any date/monthly frequency – ₹ 1000 and in multiples of ₹1 thereafter

For quarterly frequency – ₹ 2000 and in multiples of ₹ 1 thereafter

STP: For Daily/Weekly/Monthly frequency – ₹ 1000 and in multiples of ₹1 thereafter

For quarterly frequency – ₹ 2000 and in multiples of ₹ 1 thereafter

SWP: For monthly frequency – ₹ 1000 and in multiples of ₹1 thereafter

For quarterly frequency – ₹ 2000 and in multiples of ₹ 1 thereafter

For Annual Frequency – ₹ 2,000 and in multiples of ₹ 1 thereafter

PLANS / OPTIONS :

Regular Plan - Reinvestment of Income Distribution cum Capital Withdrawal Option

Regular Plan - Payout of Income Distribution cum Capital Withdrawal Option

Regular Plan - Growth Option

Direct Plan - Reinvestment of Income Distribution cum Capital Withdrawal Option

Direct Plan - Payout of Income Distribution cum Capital Withdrawal Option

Direct Plan - Growth Option

ENTRY LOAD: Nil

EXIT LOAD: Nil

EXPENSE RATIO^:

Regular Plan (%) : 1.03

Direct Plan (%) : 0.43

BENCHMARK : CRISIL Corporate Debt A-II Index

FUND MANAGER:
1) Mr. Avnish Jain
2) Ms. Suman Prasad

TOTAL EXPERIENCE:

- 30 Years
- 27 Years

MANAGING THIS FUND:

- Since 7-Feb-14
- Since 18-July-22

PRODUCT POSITIONING

Canara Robeco Corporate Bond Fund endeavours to generate accrual income by investing in High quality debt papers. The fund looks to benefit from the mispriced opportunities in the markets and a possible upgrade of rating of the instruments in which investments are made. The fund is suitable for investors who have a medium to long term investment horizon & a moderate risk appetite.

QUANTITATIVE INFORMATION[§]

Annualised Portfolio YTM	7.45%
Modified Duration	3.67 Years
Residual Maturity	6.70 Years
Macaulay Duration	3.89 Years

MATURITY PROFILE

	% Allocation
Net Current Assets/ CDMDF	3.00%
0 to 3 Months	2.37%
3 to 6 Months	11.55%
6 to 12 Months	4.60%
1-2 years	34.90%
Greater than 2 years	44%

PORTFOLIO

Name of the Instruments	Rating	% to NAV
Debt Instruments		77.89
Power Finance Corporation Ltd	AAA(CRISIL)	7.95
LIC Housing Finance Ltd	AAA(CRISIL)	7.83
Kotak Mahindra Prime Ltd	AAA(CRISIL)	7.79
Grasim industries Ltd	AAA(CRISIL)	7.79
HDFC Bank Ltd	AAA(CRISIL)	7.75
REC Ltd	AAA(CRISIL)	7.73
Small Industries Development Bank Of India	AAA(CRISIL)	7.73
Export-Import Bank Of India	AAA(CRISIL)	7.68
Indian Railway Finance Corporation Ltd	AAA(CRISIL)	4.01
NTPC Ltd	AAA(CRISIL)	3.89
HDB Financial Services Ltd	AAA(CARE)	3.87
Titan Co Ltd	AAA(CRISIL)	3.87
Government Securities		16.01
7.30% GOI 2053 (19-JUN-2053)	Sovereign	8.01
7.34% GOI 2064 (22-APR-2064)	Sovereign	4.02
7.18% GOI 2037 (24-JUL-2037)	Sovereign	3.98
Alternative Investment Fund		0.41
CORPORATE DEBT MARKET DEVELOPMENT FUND CLASS A2		0.41
Money Market Instruments		3.10
Treasury Bills		0.73
TREPS		2.37
Other Current Assets		2.59

Grand Total (Net Asset)

100.00

RATING PROFILE

(% to net assets)



Tri-party repo/REPO/ Reverse Repo & Net Current Assets	4.96%
AAA & Equivalent	77.90%
Treasury Bills/Sovereign	16.74%
Unit funds	0.41%

ASSET ALLOCATION

(% to net assets)



Tri-party repo/REPO/ Reverse Repo & Net Current Assets	4.96%
NCDs/Bonds	77.90%
Treasury Bills/Sovereign	16.74%
Unit Funds	0.41%

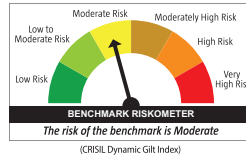
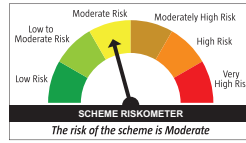
CANARA ROBECO GILT FUND (CRGILT)

(as on January 31, 2025)

This product is suitable for investors who are seeking*:

- Risk free return (except interest rate risk) and long term capital appreciation
- Investment in government securities across maturity

*Investors should consult their financial advisers if in doubt about whether the product is suitable for them.



Credit Risk Interest Rate Risk	Potential Risk Class		
	Relatively Low (Class A)	Moderate (Class B)	Relatively High (Class C)
Relatively Low (Class I)			
Moderate (Class II)			
Relatively High (Class III)	A, III		

FUND INFORMATION

CATEGORY/TYPE: Gilt Fund - An open-ended debt scheme investing in government securities across maturity. A relatively high interest rate risk and relatively low credit risk.

SCHEME OBJECTIVE: To provide risk free return (except interest rate risk) while maintaining stability of capital and liquidity. Being a dedicated Gilt Scheme, the funds will be invested in securities as defined under Sec. 2 (2) of Public Debt Act, 1944. However, there can be no assurance that the investment objective of the Scheme will be realized.

Monthend AUM[#] : ₹ 140.18 Crores

Monthly AVG AUM : ₹ 138.38 Crores

NAV: (as on January 31, 2025)

Direct Plan - Growth Option ₹ 78.6635

Regular Plan - Growth Option ₹ 73.2568

Regular Plan -

IDCW (payout/reinvestment) ₹ 15.1824

Direct Plan -

IDCW (payout/reinvestment) ₹ 16.5020

DATE OF ALLOTMENT: December 29, 1999

ASSET ALLOCATION:

Govt. Securities - 80% to 100% (Risk-Low)

Money Market Instruments - 0% to 20% (Risk- Low to Medium)

MINIMUM INVESTMENT:

₹ 5000 and in multiples of ₹1 thereafter

Subsequent purchases: Minimum amount of ₹1000 and multiples of ₹1 thereafter

SIP: For Any date/monthly frequency – ₹1000 and in multiples of ₹1 thereafter

For quarterly frequency – ₹2000 and in multiples of ₹1 thereafter

STP: For Daily/Weekly/Monthly frequency – ₹1000 and in multiples of ₹1 thereafter

For quarterly frequency – ₹2000 and in multiples of ₹1 thereafter

SWP: For monthly frequency – ₹1000 and in multiples of ₹1 thereafter

For quarterly frequency – ₹2000 and in multiples of ₹1 thereafter

For Annual Frequency – ₹2,000 and in multiples of ₹1 thereafter

PLANS / OPTIONS :

Regular Plan - Reinvestment of Income Distribution cum Capital Withdrawal Option

Regular Plan - Payout of Income Distribution cum Capital Withdrawal Option

Regular Plan - Growth Option

Direct Plan - Reinvestment of Income Distribution cum Capital Withdrawal Option

Direct Plan - Payout of Income Distribution cum Capital Withdrawal Option

Direct Plan - Growth Option

ENTRY LOAD: Nil

EXIT LOAD : Nil

EXPENSE RATIO[^]:

Regular Plan (%) : 1.25

Direct Plan (%) : 0.54

BENCHMARK: CRISIL Dynamic Gilt Index

FUND MANAGER: 1) Mr. Kunal Jain

2) Mr. Avnish Jain

TOTAL EXPERIENCE: 1) 17 Years

2) 30 Years

MANAGING THIS FUND:

- 1) Since 18-July-22
- 2) Since 01-April-22

PRODUCT POSITIONING

Canara Robeco Gilt Fund invests in G-Secs of varying maturity issued by Reserve Bank of India (RBI). Being invested in sovereign papers, the fund does not expose its investors to Credit Risk as in the case of other bond funds.

QUANTITATIVE INFORMATION[§]

Annualised Portfolio YTM 7.03%

Modified Duration 10.23 Years

Residual Maturity 24.83 Years

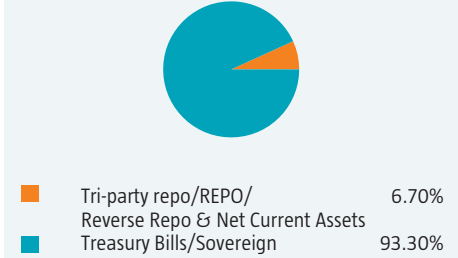
Macaulay Duration 10.67 Years

MATURITY PROFILE

	% Allocation
Net Current Assets/ CDMDf	1.58%
0 to 3 Months	5.12%
Greater than 2 years	93.30%

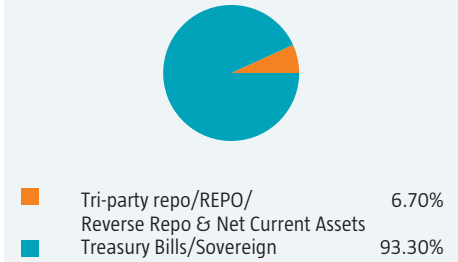
RATING PROFILE

(% to net assets)



ASSET ALLOCATION

(% to net assets)



PORTFOLIO

Name of the Instruments	Rating	% to NAV
Government Securities		93.30
7.34% GOI 2064 (22-APR-2064)	Sovereign	37.78
6.92% GOI 2039 (18-NOV-2039)	Sovereign	19.79
7.30% GOI 2053 (19-JUN-2053)	Sovereign	17.33
7.18% GOI 2037 (24-JUL-2037)	Sovereign	8.64
7.23% GOI 2039 (15-APR-2039)	Sovereign	6.65
7.38% GOI 2027 (20-JUN-2027)	Sovereign	1.81
7.17% GOI 2030 (17-APR-2030)	Sovereign	1.16
8.13% GOI 2045 (22-JUN-2045)	Sovereign	0.08
7.10% GOI 2034 (08-APR-2034)	Sovereign	0.06
Money Market Instruments		5.12
TREPS		5.12
Other Current Assets		1.58
Grand Total (Net Asset)		100.00

[§]Source ICRA MFI Explorer ● # Monthend AUM as on 31.01.2025 ● ^The expense ratios mentioned for the schemes includes GST on investment management fees. ● Please refer page no. 59 for Definition and Disclaimers.

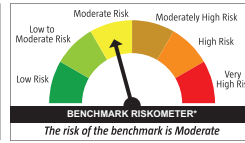
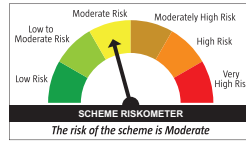
CANARA ROBECO BANKING AND PSU DEBT FUND (CRBPDF)

(as on January 31, 2025)

This product is suitable for investors who are seeking*:

- Income/Capital appreciation over short to medium term
- Investment in debt and money market instruments issued by Banks, Public Sector Undertakings (PSUs), Public Financial Institutions (PFIs) and Municipal Bonds

*Investors should consult their financial advisers if in doubt about whether the product is suitable for them.



Credit Risk Interest Rate Risk	Potential Risk Class		
	Relatively Low (Class A)	Moderate (Class B)	Relatively High (Class C)
Relatively Low (Class I)			
Moderate (Class II)			
Relatively High (Class III)		B-III	

(CRISIL Banking and PSU Debt A-II Index)

FUND INFORMATION

CATEGORY/TYPE: Banking and PSU Fund - An open-ended debt scheme predominantly investing in debt instruments of banks, public sector undertakings, public financial institutions and municipal bonds. A relatively high interest rate risk and moderate credit risk.

SCHEME OBJECTIVE: To generate income and/or capital appreciation through a portfolio of high quality debt and money market instruments issued by entities such as Banks, Public Sector Undertakings (PSUs), Public Financial Institutions (PFIs) and Municipal Bonds. However, there is no assurance that the objective of the fund will be realised.

Monthend AUM[#] : ₹ 235.10 Crores

Monthly AVG AUM : ₹ 236.75 Crores

NAV: (as on January 31, 2025)

Direct Plan - Growth Option ₹ 11.7592

Regular Plan - Growth Option ₹ 11.6699

Regular Plan -

IDCW (payout/reinvestment) ₹ 10.5556

Direct Plan - IDCW (payout/reinvestment) ₹ 10.6307

DATE OF ALLOTMENT: August 22, 2022

ASSET ALLOCATION:

Debt and Money Market Instruments issued by Banks, Public Financial Institutions (PFIs), Public Sector Undertakings (PSUs) and Municipal Bonds - 80% to 100% (Risk - Low to Medium)

Debt (including securities issued by Central and State Governments) and Money Market Instruments issued by entities other than Banks, PFIs, PSUs and Municipal Bonds - 0% to 20% (Risk - Low to Medium)

Units issued by REITs and InvITs - 0% to 10% (Risk - Medium to High)

MINIMUM INVESTMENT:

Lump sum: ₹ 5,000.00 and multiples of ₹ 1.00 thereafter.

Subsequent purchases: ₹ 1000.00 and multiples of ₹ 1.00 thereafter

SIP:

For Any date/monthly frequency – ₹ 1000 and in multiples of ₹ 1 thereafter

For quarterly frequency – ₹ 2000 and in multiples of ₹ 1 thereafter

STP:

For Daily/Weekly/Monthly frequency – ₹ 1000 and in multiples of ₹ 1 thereafter

For quarterly frequency – ₹ 2000 and in multiples of ₹ 1 thereafter

SWP:

For monthly frequency – ₹ 1000 and in multiples of ₹ 1 thereafter

For quarterly frequency – ₹ 2000 and in multiples of ₹ 1 thereafter

For Annual Frequency – ₹ 2,000 and in multiples of ₹ 1 thereafter

PLANS / OPTIONS:

Regular Plan - Reinvestment of Income Distribution cum Capital Withdrawal Option

Regular Plan - Payout of Income Distribution cum Capital Withdrawal Option

Regular Plan - Growth Option

Direct Plan - Reinvestment of Income Distribution cum Capital Withdrawal Option

Direct Plan - Payout of Income Distribution cum Capital Withdrawal Option

Direct Plan - Growth Option

ENTRY LOAD: NA

EXIT LOAD: Nil

EXPENSE RATIO[^]:

Regular Plan (%) : 0.71

Direct Plan (%) : 0.43

BENCHMARK: CRISIL Banking and PSU Debt A-II Index

FUND MANAGER:

1) Ms. Suman Prasad

2) Mr. Avnish Jain

TOTAL EXPERIENCE:

1) 27 Years

2) 30 Years

MANAGING THIS FUND:

1) Since 16-Sept.-24

2) Since 22-August-22

PRODUCT POSITIONING

Canara Robeco Banking and PSU Debt Fund would be an "Actively Managed Fund" that aims to capture opportunities in the interest rate cycle and mispricing on the yield curve.

The Fund will endeavour to invest in "High Grade Assets" that are either government-backed entities or systemically important private banks/entities. This potentially provides lower credit risk.

The fund is suitable for investors who have a "Medium-term investment horizon" of 3-4 years & having relatively "low to medium risk appetite" looking to invest in high credit quality bonds with good liquidity.

QUANTITATIVE INFORMATION[§]

Annualised Portfolio YTM 7.44%

Modified Duration 2.63 Years

Residual Maturity 3.79 Years

Macaulay Duration 2.78 Years

MATURITY PROFILE

Net Current Assets/ CDMD[¶] % Allocation 3.29%

0 to 3 Months 1.64%

3 to 6 Months 14.37%

6 to 12 Months 4.62%

1-2 years 34.01%

Greater than 2 years 42%

PORTFOLIO

Name of the Instruments

Debt Instruments

National Housing Bank

REC Ltd

HDFC Bank Ltd

Indian Railway Finance Corporation Ltd

LIC Housing Finance Ltd

Small Industries Development Bank Of India

NHPC Ltd

National Bank For Agriculture & Rural Development

HDB Financial Services Ltd

Power Finance Corporation Ltd

Indian Railway Finance Corporation Ltd

Power Finance Corporation Ltd

Government Securities

7.04% GOI 2029 (03-JUN-2029)

6.79% GOI 2034 (07-OCT-2034)

7.30% GOI 2053 (19-JUN-2053)

GOI FRB 2033 (22-SEP-2033)

Alternative Investment Fund

CORPORATE DEBT MARKET DEVELOPMENT FUND CLASS A2

Money Market Instruments

Kotak Mahindra Bank Ltd

ICICI Bank Ltd

Treasury Bills

TREPS

Other Current Assets

Rating

AAA(CRISIL)

AAA(CRISIL)

AAA(CRISIL)

AAA(CRISIL)

AAA(CRISIL)

AAA(CRISIL)

AAA(CARE)

AAA(ICRA)

AAA(CRISIL)

AAA(CRISIL)

AAA(CRISIL)

AAA(CRISIL)

AAA(CRISIL)

AAA(CRISIL)

Sovereign

Sovereign

Sovereign

Sovereign

A1+(CRISIL)

A1+(ICRA)

% to NAV

68.38

8.52

8.50

6.55

6.54

6.45

6.37

6.36

6.26

4.25

4.22

2.20

2.16

11.91

4.32

3.21

2.20

2.18

0.49

0.49

16.41

8.21

6.16

0.40

1.64

2.81

Grand Total (Net Asset)

100.00

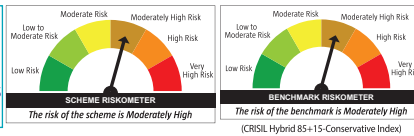
CANARA ROBECO CONSERVATIVE HYBRID FUND (CRCHF)

(as on January 31, 2025)

This product is suitable for investors who are seeking*:

- Income / Capital appreciation over medium term to long term
- Investment predominantly in debt and money market instruments and small portion in equity

*Investors should consult their financial advisers if in doubt about whether the product is suitable for them.



Max Healthcare Institute Ltd	0.29
Insurance	0.73
SBI Life Insurance Co Ltd	0.50
ICICI Lombard General Insurance Co Ltd	0.23
Construction	0.69
Larsen & Toubro Ltd	0.69
Transport Services	0.51
Interglobe Aviation Ltd	0.51
Capital Markets	0.49
Prudent Corporate Advisory Services Ltd	0.25
Multi Commodity Exchange Of India Ltd	0.24
Leisure Services	0.43
Chalet Hotels Ltd	0.43
Paper, Forest & Jute Products	0.42
Aditya Birla Real Estate Ltd	0.42
Aerospace & Defense	0.31
Bharat Electronics Ltd	0.31
Oil	0.27
Oil & Natural Gas Corporation Ltd	0.27
Realty	0.21
Oberoi Realty Ltd	0.21
Industrial Manufacturing	0.18
Titagarh Rail Systems Ltd	0.18
Non - Ferrous Metals	0.11
Hindalco Industries Ltd	0.11
Debt Instruments	42.37
National Bank For Agriculture & Rural Development	4.31
HDFC Bank Ltd	2.81
Reliance Industries Ltd	2.80
Indian Railway Finance Corporation Ltd	2.79
LIC Housing Finance Ltd	2.72
Small Industries Development Bank Of India	2.70
LIC Housing Finance Ltd	2.70
HDB Financial Services Ltd	2.69
Kotak Mahindra Prime Ltd	2.69
Small Industries Development Bank Of India	2.68
HDB Financial Services Ltd	2.68
LIC Housing Finance Ltd	2.68
HDB Financial Services Ltd	2.15
HDFC Bank Ltd	1.67
Grasim industries Ltd	1.62
Small Industries Development Bank Of India	1.07
REC Ltd	1.07
REC Ltd	0.54
Government Securities	24.02
7.30% GOI 2053 (19-JUN-2053)	11.12
7.34% GOI 2064 (22-APR-2064)	5.70
7.32% GOI 2030 (13-NOV-2030)	3.05
7.10% GOI 2034 (08-APR-2034)	2.20
6.79% GOI 2031 (30-DEC-2031)	1.08
7.09% GOI 2054 (05-AUG-2054)	0.87
7.72% GOI 2055 (26-OCT-2055)	0.00
Alternative Investment Fund	0.32
CORPORATE DEBT MARKET DEVELOPMENT FUND CLASS A2	0.32
Money Market Instruments	9.26
Bank of India	1.01
Treasury Bills	0.51
TREPS	7.74
Other Current Assets	2.81

FUND INFORMATION

CATEGORY/TYPE: Conservative Hybrid Fund - An open-ended hybrid scheme investing predominantly in debt instruments

SCHEME OBJECTIVE: To generate income by investing in a wide range of Debt Securities and Money Market instruments of various maturities and small portion in equities and Equity Related Instruments. However, there can be no assurance that the investment objective of the scheme will be realized.

Monthend AUM # : ₹ 929.89 Crores
Monthly AVG AUM : ₹ 938.14 Crores

NAV: (as on January 31, 2025)

Direct Plan - Growth Option ₹ 105.7428

Regular Plan - Growth Option ₹ 92.6332

Direct Plan -

Monthly IDCW (payout/reinvestment) ₹ 16.4838

Regular Plan -

Monthly IDCW (payout/reinvestment) ₹ 13.2861

Regular Plan -

Quarterly IDCW (payout/reinvestment) ₹ 13.9331

Direct Plan -

Quarterly IDCW (payout/reinvestment) ₹ 16.4580

DATE OF ALLOTMENT: April 24, 1988

ASSET ALLOCATION: Equity and equity related instruments- 10% - 25% (Risk - Very High)
Debt securities (including Securitized debt) with Money Market Instruments - 75% - 90% (Risk-Medium)

MINIMUM INVESTMENT:

₹ 5000 and in multiples of ₹1 thereafter

Subsequent purchases: Minimum amount of ₹1000 and multiples of ₹1 thereafter

SIP: For Any date/monthly frequency – ₹1000 and in multiples of ₹1 thereafter

For quarterly frequency – ₹2000 and in multiples of ₹1 thereafter **STP:** For Daily/Weekly/Monthly frequency – ₹1000 and in multiples of ₹1 thereafter

For quarterly frequency – ₹2000 and in multiples of ₹1 thereafter **SWP:** For monthly frequency – ₹1000 and in multiples of ₹1 thereafter

For quarterly frequency – ₹2000 and in multiples of ₹1 thereafter

For Annual Frequency – ₹2,000 and in multiples of ₹1 thereafter

PLANS / OPTIONS : Regular Plan - Monthly Payout of

Income Distribution cum Capital Withdrawal Option

Regular Plan - Monthly Reinvestment of Income Distribution cum Capital Withdrawal Option

Regular Plan - Quarterly Payout of Income Distribution cum Capital Withdrawal Option

Regular Plan - Quarterly Reinvestment of Income Distribution cum Capital Withdrawal Option

Regular Plan - Growth Option

Direct Plan - Monthly Payout of Income Distribution cum Capital Withdrawal Option

Direct Plan - Monthly Reinvestment of Income Distribution cum Capital Withdrawal Option

Direct Plan - Quarterly Payout of Income Distribution cum Capital Withdrawal Option

Direct Plan - Quarterly Reinvestment of Income Distribution cum Capital Withdrawal Option

Direct Plan - Growth Option

ENTRY LOAD: Nil

EXIT LOAD: For any redemption / switch out upto 10% of units within 1 Year from the date of allotment - Nil

For any redemption / switch out more than 10% of units within 1 Year from the date of allotment - 1%

For any redemption / switch out after 1 Year from the date of allotment - Nil

EXPENSE RATIO^:

Regular Plan (%) : 1.85

Direct Plan (%) : 0.73

BENCHMARK: CRISIL Hybrid 85+15-Conservative Index

FUND MANAGER :

1) Mr. Avnish Jain (For Debt Portfolio)

2) Mr. Amit Kadam (For Equity Portfolio)

TOTAL EXPERIENCE: 1) 30 Years 2) 14 Years

MANAGING THIS FUND: 1) Since 7-Oct-13

2) Since 10-April-24

PRODUCT POSITIONING

Canara Robeco Conservative Hybrid Fund is an open-ended hybrid scheme investing predominantly in debt instruments. Fund also takes small exposure in equity markets which endeavours to boost portfolio returns.

QUANTITATIVE INFORMATION⁵

Equity Quants

Standard Deviation 3.59

Portfolio Beta 1.02

Portfolio Turnover Ratio 1.32 times

Sharpe Ratio 0.12

R-Squared 0.85

Debt Quants

Annualised Portfolio YTM 7.33%

Modified Duration 4.43 Years

Residual Maturity 9.41 Years

Macaulay Duration 4.66 Years

MATURITY PROFILE

0 to 3 Months % Allocation 10.42%

3 to 6 Months 5.37%

6 to 12 Months 9.03%

1-2 years 2.68%

Greater than 2 years 48.13%

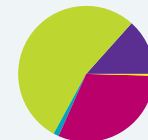
PORTFOLIO

Name of the Instruments	% to NAV
Equities	21.22
Listed	21.22
Banks	3.59
ICICI Bank Ltd	1.79
HDFC Bank Ltd	1.46
State Bank of India	0.34
IT - Software	1.57
Infosys Ltd	0.90
Ltimindtree Ltd	0.67
Retailing	1.56
Zomato Ltd	0.51
Avenue Supermarts Ltd	0.50
Vedant Fashions Ltd	0.30
Go Fashion India Ltd	0.25
Finance	1.30
Bajaj Finance Ltd	0.81
Home First Finance Co India Ltd	0.25
REC Ltd	0.24
Auto Components	1.26
Uno Minda Ltd	0.71
Schaeffler India Ltd	0.55
Food Products	1.21
Britannia Industries Ltd	0.61
Mrs Bectors Food Specialities Ltd	0.60
Pharmaceuticals & Biotechnology	1.10
J.B. Chemicals & Pharmaceuticals Ltd	0.68
Mankind Pharma Ltd	0.42
Telecom - Services	1.05
Bharti Airtel Ltd	1.05
Power	0.94
NTPC Ltd	0.76
Tata Power Co Ltd	0.18
Electrical Equipment	0.89
Ge Vernova T&D India Ltd	0.89
Chemicals & Petrochemicals	0.83
Deepak Nitrite Ltd	0.50
Navin Fluorine International Ltd	0.33
Consumer Durables	0.83
Crompton Greaves Consumer Electricals Ltd	0.32
Cera Sanitaryware Ltd	0.26
Volta Ltd	0.25
Healthcare Services	0.74
Global Health Ltd	0.45

Grand Total (Net Asset) 100.00

RATING PROFILE

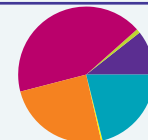
(% to net assets)



Tri-party repo/REPO/Reverse Repo & Net Current Assets	13.40%
AAA & Equivalent	53.78%
A1+ & Equivalent	1.28%
Treasury Bills/Sovereign	31.13%
Unit funds	0.41%

ASSET ALLOCATION

(% to net assets)



Tri-party repo/REPO/Reverse Repo & Net Current Assets	10.55%
Certificate Of Deposit	1.01%
NCDs/Bonds	42.37%
Treasury Bills/Sovereign	24.52%
Unit Funds	0.32%
Equity	21.23%

⁵Source ICRA MFI Explorer ● # Monthend AUM as on 31.01.2025 ● ^The expense ratios mentioned for the schemes includes GST on investment management fees. ● Please refer page no. 59 for Definition and Disclaimers.

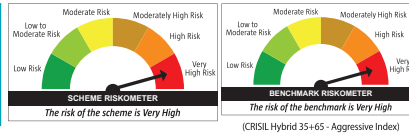
CANARA ROBECO EQUITY HYBRID FUND (CREHF)

(as on January 31, 2025)

This product is suitable for investors who are seeking*:

- Income/capital appreciation over long term
- Investment predominantly in equity and equity related instruments and a small portion in debt and money market instruments

*Investors should consult their financial advisers if in doubt about whether the product is suitable for them.



FUND INFORMATION

CATEGORY/TYPE: Aggressive Hybrid Fund - An open-ended hybrid scheme investing predominantly in equity and equity related instruments

SCHEME OBJECTIVE: To seek to generate long term capital appreciation and/or income from a portfolio constituted of equity and equity related securities as well as fixed income securities (debt and money market securities). However, there can be no assurance that the investment objective of the scheme will be realized

Monthend AUM[#] : ₹ 10,443.66 Crores
Monthly AVG AUM : ₹ 10,527.59 Crores

NAV: (as on January 31, 2025)

Direct Plan - Growth Option ₹ 378.6000
 Regular Plan - Growth Option ₹ 336.4300
 Regular Plan - Monthly IDCW (payout/reinvestment) ₹ 96.5200
 Direct Plan - Monthly IDCW (payout/reinvestment) ₹ 128.2900

DATE OF ALLOTMENT: February 1, 1993

ASSET ALLOCATION: Equity and equity related instruments-65%-80%. (Risk - Very High)
 Debt and money market instruments 20% to 35%. (Risk - Low to Medium)
 REITs/InvITs - 0%-10% (Risk - Very High)

MINIMUM INVESTMENT:

₹ 5000 and in multiples of ₹ 1 thereafter

Subsequent purchases: Minimum amount of ₹ 1000 and multiples of ₹ 1 thereafter

SIP: For Any date/monthly frequency - ₹ 1000 and in multiples of ₹ 1 thereafter. For quarterly frequency - ₹ 2000 and in multiples of ₹ 1 thereafter **STP:** For Daily/Weekly/Monthly frequency - ₹ 1000 and in multiples of ₹ 1 thereafter. For quarterly frequency - ₹ 2000 and in multiples of ₹ 1 thereafter **SWP:** For monthly frequency - ₹ 1000 and in multiples of ₹ 1 thereafter. For quarterly frequency - ₹ 2000 and in multiples of ₹ 1 thereafter. For Annual Frequency - ₹ 2,000 and in multiples of ₹ 1 thereafter

PLANS / OPTIONS : **Regular Plan** - Monthly Payout of Income Distribution cum Capital Withdrawal Option

Regular Plan - Monthly Reinvestment of Income Distribution cum Capital Withdrawal Option

Regular Plan - Growth Option

Direct Plan - Monthly Payout of Income Distribution cum Capital Withdrawal Option

Direct Plan - Monthly Reinvestment of Income Distribution cum Capital Withdrawal Option

Direct Plan - Growth Option

ENTRY LOAD: Nil

EXIT LOAD: For any redemption / switch out upto 10% of units within 1 Year from the date of allotment - Nil. For any redemption / switch out more than 10% of units within 1 Year from the date of allotment - 1%. For any redemption / switch out after 1 Year from the date of allotment - Nil

EXPENSE RATIO[^]:

Regular Plan (%) : 1.73
 Direct Plan (%) : 0.64

BENCHMARK : CRISIL Hybrid 35+65 - Aggressive Index

FUND MANAGER :

For Equity Portfolio 1) Ms. Ennette Fernandes
 2) Mr. Shridatta Bhandwalder
 For Debt Portfolio 3) Mr. Avnish Jain

TOTAL EXPERIENCE :

1) 15 Years 2) 19 Years 3) 30 Years

MANAGING THIS FUND:

1) Since 01-Oct-21 2) Since 5-July-16 3) Since 7-Oct-13

PRODUCT POSITIONING

Canara Robeco Equity Hybrid Fund aims to generating long term capital appreciation through a prudent mix of equity and debt portfolio, making it more suitable for the average investor as it takes away the burden of focusing on asset allocation between equity & debt. The fund invests in a careful blend of select stocks and debt securities which effectively spreads the risk.

QUANTITATIVE INFORMATION[§]

Equity Quants

Standard Deviation 9.63
 Portfolio Beta 1.02
 Portfolio Turnover Ratio (Equity) 0.18 times
 Portfolio Turnover Ratio (Total) 0.6 times
 Sharpe Ratio 0.48
 R-Squared 0.95

Debt Quants

Annualised Portfolio YTM 7.32%
 Modified Duration 3.61 Years
 Residual Maturity 7.21 Years
 Macaulay Duration 3.80 Years

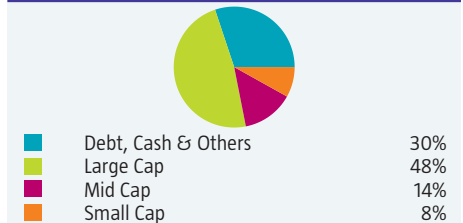
PORTFOLIO

Name of the Instruments	% to NAV
Equities	69.86
Listed	69.86
Banks	13.54
ICICI Bank Ltd	4.88
HDFC Bank Ltd	4.77
State Bank of India	1.85
Axis Bank Ltd	1.27
Indian Bank	0.77
IT - Software	7.13
Infosys Ltd	3.50
HCL Technologies Ltd	1.16
Tata Consultancy Services Ltd	0.98
Tech Mahindra Ltd	0.55
Sonata Software Ltd	0.53
Mphasis Ltd	0.41
Finance	6.45
Power Finance Corporation Ltd	2.49
Bajaj Finance Ltd	1.81
Cholamandalam Financial Holdings Ltd	1.04
PNB Housing Finance Ltd	0.70
Creditaccess Grameen Ltd	0.41
Auto Components	3.45
Samvardhana Motherson International Ltd	1.19
Uno Minda Ltd	0.88
Motherson Sumi Wiring India Ltd	0.56
Sona Blw Precision Forgings Ltd	0.47
Bharat Forge Ltd	0.35
Pharmaceuticals & Biotechnology	2.84
Cipla Ltd	1.10
Divi's Laboratories Ltd	1.04
Piramal Pharma Ltd	0.70
Petroleum Products	2.74
Reliance Industries Ltd	2.24
Bharat Petroleum Corporation Ltd	0.50
Construction	2.54
Larsen & Toubro Ltd	1.96
KEC International Ltd	0.58
Insurance	2.46
ICICI Lombard General Insurance Co Ltd	1.01
SBI Life Insurance Co Ltd	0.73
Max Financial Services Ltd	0.72
Automobiles	2.39
TVS Motor Co Ltd	0.99
Bajaj Auto Ltd	0.72
Maruti Suzuki India Ltd	0.68
Electrical Equipment	2.30
Ge Vernova T&D India Ltd	0.94
ABB India Ltd	0.69
CG Power and Industrial Solutions Ltd	0.67
Telecom - Services	2.18
Bharti Airtel Ltd	2.18
Power	2.17
NTPC Ltd	1.42
Tata Power Co Ltd	0.75
Chemicals & Petrochemicals	1.88
Navin Fluorine International Ltd	0.68
Vinati Organics Ltd	0.64
Deepak Nitrite Ltd	0.56
Retailing	1.75
Zomato Ltd	0.84
Avenue Supermarts Ltd	0.47
FSN E-Commerce Ventures Ltd	0.44
Consumer Durables	1.56
Titan Co Ltd	0.80
Voltas Ltd	0.76
Cement & Cement Products	1.54
J.K. Cement Ltd	1.54
Beverages	1.53
United Spirits Ltd	0.89
Varun Beverages Ltd	0.64
Capital Markets	1.49
BSE Ltd	0.88
Prudent Corporate Advisory Services Ltd	0.61
Diversified Fmcg	1.33
IITC Ltd	1.33
Consumable Fuels	1.21
Coal India Ltd	1.21
Realty	1.11

Oberoi Realty Ltd	1.11
Healthcare Services	0.98
Max Healthcare Institute Ltd	0.98
Industrial Products	0.90
KPI Industries Ltd	0.90
Transport Services	0.89
Interglobe Aviation Ltd	0.89
Personal Products	0.73
Godrej Consumer Products Ltd	0.73
Aerospace & Defense	0.73
Bharat Electronics Ltd	0.73
Household Products	0.68
Jyothy Labs Ltd	0.68
Entertainment	0.52
PVR Inox Ltd	0.52
Fertilizers & Agrochemicals	0.43
PI Industries Ltd	0.43
Oil	0.36
Oil India Ltd	0.36
Leisure Services	0.05
IITC Hotels Ltd	0.05
Debt Instruments	15.14
Bajaj Finance Ltd	0.96
Small Industries Development Bank Of India	0.96
Bajaj Finance Ltd	0.48
Bajaj Housing Finance Ltd	0.48
HDB Financial Services Ltd	0.48
LIC Housing Finance Ltd	0.48
Kotak Mahindra Prime Ltd	0.48
HDB Financial Services Ltd	0.48
LIC Housing Finance Ltd	0.48
HDB Financial Services Ltd	0.48
National Bank For Agriculture & Rural Development	0.48
REC Ltd	0.48
HDB Financial Services Ltd	0.48
National Bank For Agriculture & Rural Development	0.43
Kotak Mahindra Prime Ltd	0.39
LIC Housing Finance Ltd	0.39
National Bank For Agriculture & Rural Development	0.39
National Bank For Agriculture & Rural Development	0.33
LIC Housing Finance Ltd	0.28
Indian Railway Finance Corporation Ltd	0.25
HDB Financial Services Ltd	0.24
ICICI Home Finance Co Ltd	0.24
LIC Housing Finance Ltd	0.24
National Bank For Agriculture & Rural Development	0.24
HDB Financial Services Ltd	0.24
LIC Housing Finance Ltd	0.24
HDB Financial Services Ltd	0.24
LIC Housing Finance Ltd	0.24
Small Industries Development Bank Of India	0.24
REC Ltd	0.24
LIC Housing Finance Ltd	0.24
LIC Housing Finance Ltd	0.24
Small Industries Development Bank Of India	0.24
Power Finance Corporation Ltd	0.24
Indian Railway Finance Corporation Ltd	0.24
Small Industries Development Bank Of India	0.24
Small Industries Development Bank Of India	0.24
Small Industries Development Bank Of India	0.24
Export-Import Bank Of India	0.24
HDB Financial Services Ltd	0.24
HDFC Bank Ltd	0.24
HDFC Bank Ltd	0.24
Power Finance Corporation Ltd	0.14
Power Finance Corporation Ltd	0.05
National Bank For Agriculture & Rural Development	0.01
Government Securities	10.15
7.32% GOI 2030 (13-NOV-2030)	2.54
7.30% GOI 2053 (19-JUN-2053)	2.47
7.34% GOI 2064 (22-APR-2064)	1.19
7.17% GOI 2030 (17-APR-2030)	0.78
7.10% GOI 2034 (08-APR-2034)	0.74
7.06% GOI 2028 (10-APR-2028)	0.53
GOI FRB 2033 (22-SEP-2033)	0.49
7.25% GOI 2063 (12-JUN-2063)	0.49
6.79% GOI 2031 (30-DEC-2031)	0.29
7.18% GOI 2037 (24-JUL-2037)	0.25
7.04% GOI 2029 (03-JUN-2029)	0.24
7.09% GOI 2054 (05-AUG-2054)	0.12
8.15% GOI 2026 (24-NOV-2026)	0.05
8.24% GOI 2027 (15-FEB-2027)	0.05
Money Market Instruments	3.17
Treasury Bills	0.09
TRFS	3.08
Net Current Assets	1.68

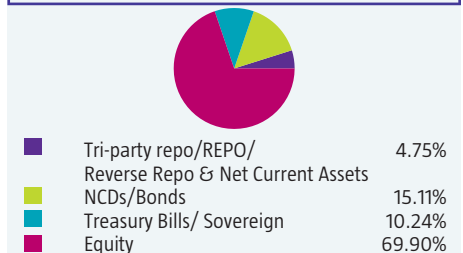
Grand Total (Net Asset) 100.00

MARKET CAPITALIZATION



ASSET ALLOCATION

(% to net assets)

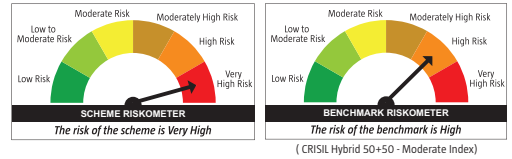


CANARA ROBECO BALANCED ADVANTAGE FUND (CRBAF)

(as on January 31, 2025)

This product is suitable for investors who are seeking*:

- Long term capital appreciation with income generation
- Investment in a dynamically managed portfolio of equity & equity related instruments and debt & money market securities



*Investors should consult their financial advisers if in doubt about whether the product is suitable for them.

FUND INFORMATION

CATEGORY/TYPE: Balanced Advantage Fund - An open-ended Dynamic Asset Allocation Fund.

SCHEME OBJECTIVE:

The fund aims to generate long-term capital appreciation with income generation by dynamically investing in equity and equity related instruments and debt and money market instruments. However, there can be no assurance that the investment objective of the scheme will be realized.

Monthend AUM[#] : ₹ 1,437.71 Crores

Monthly AVG AUM : ₹ 1,448.34 Crores

NAV: (as on January 31, 2025)

Direct Plan - Growth Option ₹ 9.8100

Regular Plan - Growth Option ₹ 9.7400

Regular Plan -IDCW (payout/reinvestment) ₹ 9.7300

Direct Plan -IDCW (payout/reinvestment) ₹ 9.8100

DATE OF ALLOTMENT: 2nd August, 2024

ASSET ALLOCATION:

Equity and Equity-related Instruments 65% to 100% (Very High)

Debt and Money Market Instruments 0% to 35% (Low to Moderate)

MINIMUM INVESTMENT:

Lump sum Investment: Purchase: ₹ 5,000 and multiples of ₹ 1 thereafter.

SIP: For Any date/monthly frequency – ₹ 1000 and in multiples of ₹ 1 thereafter

For quarterly frequency – ₹ 2000 and in multiples of ₹ 1 thereafter

STP : For Daily/Weekly/Monthly frequency – ₹ 1000 and in multiples of ₹ 1 thereafter

For quarterly frequency – ₹ 2000 and in multiples of ₹ 1 thereafter

SWP : For Monthly frequency – ₹ 1000 and in multiples of ₹ 1 thereafter

For quarterly frequency – ₹ 2000 and in multiples of ₹ 1 thereafter

For Annual Frequency – ₹ 2,000 and in multiples of ₹ 1 thereafter

Minimum redemption Amount: ₹ 1,000/- and in multiples of ₹ 1/- thereafter or the account balance, whichever is lower.

PLANS / OPTIONS:

Regular Plan - Reinvestment of Income Distribution cum Capital Withdrawal Option

Regular Plan - Payout of Income Distribution cum Capital Withdrawal Option

Regular Plan - Growth Option

Direct Plan - Reinvestment of Income Distribution cum Capital Withdrawal Option

Direct Plan - Payout of Income Distribution cum Capital Withdrawal Option

Direct Plan - Growth Option

ENTRY LOAD:

Nil

EXIT LOAD:

1% - if redeemed/switched out above 12% of allotted units within 365 days from the date of allotment.

Nil - if redeemed/switched out upto 12% of allotted units within 365 days from the date of allotment,

Nil - if redeemed/switched out after 365 days from the date of allotment

EXPENSE RATIO[^]:

Regular Plan (%) : 2.11

Direct Plan (%) : 0.73

BENCHMARK: CRISIL Hybrid 50+50 – Moderate Index

FUND MANAGER : 1) Mr. Shridatta Bhandwadar
2) Ms. Ennette Fernandes 3) Ms. Suman Prasad
4) Mr. Amit Kadam (Dedicated Fund Manager for Overseas investments)

TOTAL EXPERIENCE : 1) 19 Years 2) 15 Years
3) 27 Years 4) 14 Years

MANAGING THIS FUND :

1) Since 02-Aug.-24 2) Since 02-Aug.-24
3) Since 02-Aug.-24 4) Since 02-Aug.-24

PRODUCT POSITIONING

Canara Robeco Balanced Advantage Fund aims to generating long term capital appreciation by managing equity and debt allocations dynamically. The Fund aims for steady growth, especially during market ups and downs making it more suitable for investors as it takes away the burden of readjusting asset allocation between equity & debt. The fund invests in a careful blend of select stocks and debt securities and it uses an in-house allocation model seeking to limit the downside risk during a falling market and aiming to capture reasonable growth in a rising market.

QUANTITATIVE INFORMATION[§]

Debt Quants

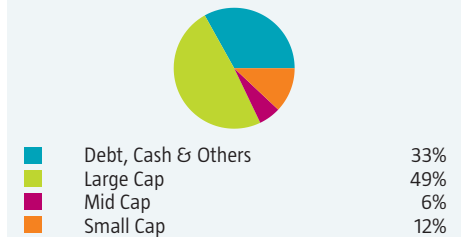
Annualised Portfolio YTM 7.23%
Modified Duration 3.19 Years
Residual Maturity 5.02 Years
Macaulay Duration 3.35 Years

PORTFOLIO

Name of the Instruments	% to NAV
Equities	66.57
Listed	66.57
Banks	12.19
ICICI Bank Ltd	4.18
HDFC Bank Ltd	3.53
State Bank of India	2.10
Axis Bank Ltd	1.57
Indian Bank	0.81
IT - Software	6.01
Infosys Ltd	3.41
HCL Technologies Ltd	1.59
Sonata Software Ltd	0.57
Mphasis Ltd	0.44
Finance	4.77
Power Finance Corporation Ltd	1.87
Cholamandalam Financial Holdings Ltd	0.92
Shriram Finance Ltd	0.78
PNB Housing Finance Ltd	0.65
Bajaj Finance Ltd	0.55
Petroleum Products	4.04
Reliance Industries Ltd	3.55
Bharat Petroleum Corporation Ltd	0.49
Automobiles	3.19
TVS Motor Co Ltd	1.40
Mahindra & Mahindra Ltd	1.36
Maruti Suzuki India Ltd	0.43
Retailing	2.95
Zomato Ltd	0.92
FSN E-Commerce Ventures Ltd	0.56
Arvind Fashions Ltd	0.42
Avenue Supermarkets Ltd	0.41
Vedant Fashions Ltd	0.33
Shoppers Stop Ltd	0.31
Construction	2.94
Larsen & Toubro Ltd	2.57
KEC International Ltd	0.37
Telecom - Services	2.64
Bharti Airtel Ltd	2.64
Pharmaceuticals & Biotechnology	2.55
Cipla Ltd	1.01
Divi's Laboratories Ltd	0.90
Piramal Pharma Ltd	0.64
Consumer Durables	2.26
Crompton Greaves Consumer Electricals Ltd	0.87
Safari Industries (India) Ltd	0.67
Volta Ltd	0.39
Greenply Industries Ltd	0.33
Power	2.16
NTPC Ltd	1.45
Tata Power Co Ltd	0.71
Insurance	2.16
ICICI Lombard General Insurance Co Ltd	1.20
SBI Life Insurance Co Ltd	0.96
Beverages	1.64
Varun Beverages Ltd	1.06
United Spirits Ltd	0.58

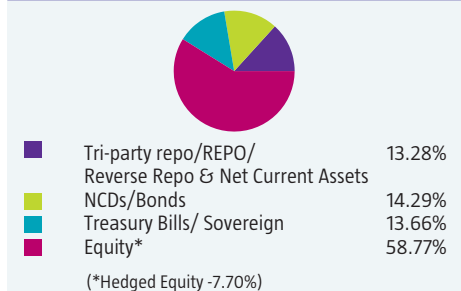
Chemicals & Petrochemicals	1.29
Deepak Nitrite Ltd	0.68
Vinati Organics Ltd	0.61
Industrial Products	1.27
KEI Industries Ltd	0.71
Cummins India Ltd	0.56
Transport Services	1.27
Interglobe Aviation Ltd	1.27
Cement & Cement Products	1.25
J.K. Cement Ltd	0.69
Ultratech Cement Ltd	0.56
Aerospace & Defense	1.23
Bharat Electronics Ltd	1.23
Consumable Fuels	1.15
Coal India Ltd	1.15
Diversified Fmcc	1.14
ITC Ltd	1.14
Auto Components	1.14
Samvardhana Motherson International Ltd	0.68
Motherson Sumi Wiring India Ltd	0.40
Apollo Tyres Ltd	0.06
Non - Ferrous Metals	1.01
Hindalco Industries Ltd	1.01
Commercial Services & Supplies	0.97
Awfis Space Solutions Ltd	0.97
Realty	0.86
Brigade Enterprises Ltd	0.86
Capital Markets	0.73
Angel One Ltd	0.73
Electrical Equipment	0.50
CG Power and Industrial Solutions Ltd	0.50
Entertainment	0.50
PVR Inox Ltd	0.50
Healthcare Services	0.49
Metropolis Healthcare Ltd	0.49
Oil	0.48
Oil & Natural Gas Corporation Ltd	0.48
Food Products	0.47
Mrs Bectors Food Specialities Ltd	0.47
Household Products	0.47
Jyothy Labs Ltd	0.47
Fertilizers & Agrochemicals	0.41
Sumitomo Chemical India Ltd	0.41
Agricultural Food & Other Products	0.40
CCL Products (India) Ltd	0.40
Leisure Services	0.04
ITC Hotels Ltd	0.04
Debt Instruments	14.29
HDB Financial Services Ltd	5.22
Bajaj Finance Ltd	3.49
Bajaj Finance Ltd	2.09
LIC Housing Finance Ltd	1.75
Small Industries Development Bank Of India	1.74
Government Securities	9.93
7.10% GOI 2034 (08-APR-2034)	3.56
6.79% GOI 2034 (07-OCT-2034)	3.50
7.30% GOI 2053 (19-JUN-2053)	1.80
7.17% GOI 2030 (17-APR-2030)	1.07
Money Market Instruments	6.84
Treasury Bills	3.74
TREPS	3.10
Margin on Derivatives	-0.09
Net Current Assets	2.46
Grand Total (Net Asset)	100.00

MARKET CAPITALIZATION



ASSET ALLOCATION

(% to net assets)



[§]Source ICRA MFI Explorer ● # Monthend AUM as on 31.01.2025 ● ^The expense ratios mentioned for the schemes includes GST on investment management fees. ● Please refer page no. 59 for Definition and Disclaimers.

PERFORMANCE AT A GLANCE - Regular Plan - Growth Option

(as on January 31, 2025)

EQUITY SCHEMES

CANARA ROBECO FLEXICAP FUND

Fund Managers: (1) Mr. Shridatta Bhandwadar is managing the scheme since 5-July-16 (2) Mr. Pranav Gokhale is managing the scheme since 06-November-23.

Period	Returns (%)			Current Value of Standard Investment of ₹ 10000		
	Scheme	BSE 500 TRI ^{#*}	BSE SENSEX TRI ^{##}	Scheme	BSE 500 TRI ^{#*}	BSE SENSEX TRI ^{##}
Last 1 Year	12.05	9.70	9.32	11208	10973	10934
Last 3 Years	11.22	14.16	11.55	13762	14883	13883
Last 5 Years	16.59	18.24	15.11	21563	23133	20223
Since Inception	17.46	16.34*	16.88	312560	256889*	281235

The past performance may or may not be sustained in the future. Returns are based on NAV of Regular Plan – Growth Option and are calculated on compounded annualized basis for a period of more than (or equal to) a year and Simple annualized basis for a period less than a year. Inception Date: September 16, 2003. Different plans have a different expense structure. *Since inception return for the benchmark is Composite return - [#]As TRI data is not available since inception of the scheme, benchmark performance is calculated using composite CAGR of BSE 500 TRI Index. PRI values from 16th Sept 2003 to 1st Aug, 2006 and TRI values since 1st Aug, 2006 are considered. Since inception market value of Rs.10,000 invested for benchmark is calculated using rebased value of TR Index

CANARA ROBECO INFRASTRUCTURE

Fund Manager: (1) Mr. Vishal Mishra is managing the scheme since 26-June-21 (2) Mr. Shridatta Bhandwadar is managing the scheme since 29-September-18.

Period	Returns (%)			Current Value of Standard Investment of ₹ 10000		
	Scheme	BSE India Infrastructure TRI [#]	BSE SENSEX TRI ^{##}	Scheme	BSE India Infrastructure TRI [#]	BSE SENSEX TRI ^{##}
Last 1 Year	19.62	5.84	9.32	11968	10585	10934
Last 3 Years	23.57	29.30	11.55	18881	21631	13883
Last 5 Years	25.88	30.49	15.11	31645	37892	20223
Since Inception	15.00	-	13.41	146010	-	111663

The past performance may or may not be sustained in the future. Returns are based on NAV of Regular Plan – Growth Option and are calculated on compounded annualized basis for a period of more than (or equal to) a year and Simple annualized basis for a period less than a year. Inception Date: December 2, 2005. Different plans have a different expense structure.

CANARA ROBECO EMERGING EQUITIES

Fund Manager: (1) Mr. Amit Nadekar is managing the scheme since 28-August-23. (2) Mr. Shridatta Bhandwadar is managing the scheme since 01-October-19.

Period	Returns (%)			Current Value of Standard Investment of ₹ 10000		
	Scheme	NIFTY Large Midcap 250 TRI [#]	BSE SENSEX TRI ^{##}	Scheme	NIFTY Large Midcap 250 TRI [#]	BSE SENSEX TRI ^{##}
Last 1 Year	17.79	11.03	9.32	11784	11106	10934
Last 3 Years	13.54	16.77	11.55	14644	15928	13883
Last 5 Years	18.62	20.74	15.11	23512	25684	20223
Since Inception	17.25	-	14.50	237610	-	148224

The past performance may or may not be sustained in the future. Returns are based on NAV of Regular Plan – Growth Option and are calculated on compounded annualized basis for a period of more than (or equal to) a year and Simple annualized basis for a period less than a year. Inception Date: March 11, 2005. Different plans have a different expense structure.

CANARA ROBECO CONSUMER TRENDS FUND

Fund Manager: (1) Ms. Ennette Fernandes is managing the scheme since 01-October-21. (2) Mr. Shridatta Bhandwadar is managing the scheme since 01-October-19.

Period	Returns (%)			Current Value of Standard Investment of ₹ 10000		
	Scheme	BSE 100 TRI [#]	BSE SENSEX TRI ^{##}	Scheme	BSE 100 TRI [#]	BSE SENSEX TRI ^{##}
Last 1 Year	13.92	10.75	9.32	11396	11078	10934
Last 3 Years	15.60	13.33	11.55	15452	14561	13883
Last 5 Years	18.56	16.84	15.11	23452	21792	20223
Since Inception	16.29	12.56	12.18	102110	61813	58678

The past performance may or may not be sustained in the future. Returns are based on NAV of Regular Plan – Growth Option and are calculated on compounded annualized basis for a period of more than (or equal to) a year and Simple annualized basis for a period less than a year. Inception Date: September 14, 2009. Different plans have a different expense structure.

CANARA ROBECO BLUE CHIP EQUITY FUND

Fund Manager: (1) Mr. Shridatta Bhandwadar is managing the scheme since 05-July-16 (2) Mr. Vishal Mishra is managing the scheme since 01-June-21.

Period	Returns (%)			Current Value of Standard Investment of ₹ 10000		
	Scheme	BSE 100 TRI [#]	BSE SENSEX TRI ^{##}	Scheme	BSE 100 TRI [#]	BSE SENSEX TRI ^{##}
Last 1 Year	13.93	10.75	9.32	11397	11078	10934
Last 3 Years	12.43	13.33	11.55	14216	14561	13883
Last 5 Years	16.42	16.84	15.11	21406	21792	20223
Since Inception	13.05	12.15	13.86	58910	52510	65331

The past performance may or may not be sustained in the future. Returns are based on NAV of Regular Plan – Growth Option and are calculated on compounded annualized basis for a period of more than (or equal to) a year and Simple annualized basis for a period less than a year. Inception Date: August 20, 2010. Different plans have a different expense structure.

● Scheme Benchmark # ● Additional Benchmark ## ● - :Corresponding Benchmark values not available ● Load is not taken into consideration for computation of returns. Returns of IDCW Option under the scheme for the investor would be net of tax deducted at source.

PERFORMANCE AT A GLANCE - Regular Plan - Growth Option

(as on January 31, 2025)

EQUITY SCHEMES

CANARA ROBECO ELSS TAX SAVER - Regular Plan Growth option

Fund Manager: (1) Mr. Vishal Mishra is managing the scheme since 26-June-21 (2) Mr. Shridatta Bhandwaladar is managing the scheme since 01-October-19.

Period	Returns (%)			Current Value of Standard Investment of ₹ 10000		
	Scheme	BSE 500 TRI [#]	BSE SENSEX TRI ^{##}	Scheme	BSE 500 TRI [#]	BSE SENSEX TRI ^{##}
Last 1 Year	11.98	9.70	9.32	11201	10973	10934
Last 3 Years	12.11	14.16	11.55	14095	14883	13883
Last 5 Years	18.61	18.24	15.11	23493	23133	20223
Since Inception	18.81	17.16	15.83	157623	126115	104982

The past performance may or may not be sustained in the future. Returns are based on NAV of Regular Plan – Growth Option and are calculated on compounded annualized basis for a period of more than (or equal to) a year and Simple annualized basis for a period less than a year. Inception date of Regular Plan Growth Option : 02-February-2009. Inception date of Scheme March 31, 1993. Different plans have a different expense structure.

CANARA ROBECO ELSS TAX SAVER - Regular Plan IDCW Option

Fund Manager: (1) Mr. Vishal Mishra is managing the scheme since 26-June-21 (2) Mr. Shridatta Bhandwaladar is managing the scheme since 01-October-19.

Period	Returns (%)			Current Value of Standard Investment of ₹ 10000		
	Scheme	BSE 500 TRI [#]	BSE SENSEX TRI ^{###}	Scheme	BSE 500 TRI [#]	BSE SENSEX TRI ^{###}
Last 1 Year	11.99	9.70	9.32	11202	10973	10934
Last 3 Years	12.12	14.16	11.55	14098	14883	13883
Last 5 Years	18.61	18.24	15.11	23501	23133	20223
Since Inception	15.03	-	13.25**	866574	-	526774**

The past performance may or may not be sustained in the future. Returns are based on NAV of Regular Plan - IDCW Option and are calculated on compounded annualized basis for a period of more than (or equal to) a year and Simple annualized basis for a period less than a year. Inception Date: March 31, 1993. Different plans have a different expense structure. ** Since inception return for the benchmark is Composite return - "As TRI data is not available since inception of the scheme, benchmark performance is calculated using composite CAGR of BSE SENSEX TRI Index. PRI values from 31 March 1993 to 19 Aug, 1996 and TRI values since 19 Aug, 1996 are considered." Since inception market value of Rs.10,000 invested for benchmark is calculated using rebased value of TR Index

CANARA ROBECO EQUITY HYBRID FUND

Fund Manager: (1) Ms. Ennette Fernandes is managing the scheme since 01-October-21 (2) Mr. Shridatta Bhandwaladar is managing the scheme since 05-July-16 (3) Mr. Avnish Jain is managing the scheme since 07-October-13.

Period	Returns (%)			Current Value of Standard Investment of ₹ 10000		
	Scheme	CRISIL Hybrid 35+65 - Aggressive Index [#]	BSE SENSEX TRI ^{##}	Scheme	CRISIL Hybrid 35+65 - Aggressive Index [#]	BSE SENSEX TRI ^{##}
Last 1 Year	10.91	10.01	9.32	11094	11004	10934
Last 3 Years	10.98	11.49	11.55	13672	13864	13883
Last 5 Years	14.46	14.34	15.11	19664	19557	20223
Since Inception	11.61	-	12.67	336430	-	456345

The past performance may or may not be sustained in the future. Returns are based on NAV of Regular Plan – Growth Option and are calculated on compounded annualized basis for a period of more than (or equal to) a year and Simple annualized basis for a period less than a year. Inception Date: February 1, 1993. Different plans have a different expense structure.

CANARA ROBECO SMALL CAP FUND

Fund Manager: (1) Mr. Pranav Gokhale is managing the scheme since 06-November-23. (2) Mr. Shridatta Bhandwaladar is managing the scheme since 01-October-19.

Period	Returns (%)			Current Value of Standard Investment of ₹ 10000		
	Scheme	NIFTY Small Cap 250 TRI [#]	BSE SENSEX TRI ^{##}	Scheme	NIFTY Small Cap 250 TRI [#]	BSE SENSEX TRI ^{##}
Last 1 Year	8.09	5.87	9.32	10811	10589	10934
Last 3 Years	15.74	18.22	11.55	15512	16528	13883
Last 5 Years	28.26	26.01	15.11	34757	31814	20223
Since Inception	24.26	23.54	15.19	36530	35285	23246

The past performance may or may not be sustained in the future. Returns are based on NAV of Regular Plan – Growth Option and are calculated on compounded annualized basis for a period of more than (or equal to) a year and Simple annualized basis for a period less than a year. Inception Date: February 15, 2019. Different plans have a different expense structure.

Scheme Benchmark[#] ● Additional Benchmark^{##} ● - : Corresponding Benchmark values not available ● Load is not taken into consideration for computation of returns. Returns of IDCW Option under the scheme for the investor would be net of tax deducted at source.

PERFORMANCE AT A GLANCE - Regular Plan - Growth Option

(as on January 31, 2025)

EQUITY SCHEMES

CANARA ROBECO FOCUSED EQUITY FUND

Fund Manager: (1) Mr. Shridatta Bhandwalidar is managing the scheme since 17-May-21. (2) Mr. Amit Kadam is managing the scheme since 10-April-24.

Period	Returns (%)			Current Value of Standard Investment of ₹ 10000		
	Scheme	BSE 500 TRI [#]	BSE SENSEX TRI ^{##}	Scheme	BSE 500 TRI [#]	BSE SENSEX TRI ^{##}
Last 1 Year	16.39	9.70	9.32	11643	10973	10934
Last 3 Years	14.44	14.16	11.55	14992	14883	13883
Since Inception	17.77	16.53	14.22	18350	17646	16383

The past performance may or may not be sustained in the future. Returns are based on NAV of Regular Plan – Growth Option and are calculated on compounded annualized basis for a period of more than (or equal to) a year and Simple annualized basis for a period less than a year. Inception Date: May 17, 2021. Different plans have a different expense structure. The scheme has been in existence for more than 3 years but less than 5 years.

CANARA ROBECO VALUE FUND

Fund Manager: (1) Mr. Vishal Mishra (Fund Manager) is managing the scheme Since 03-September -21 (2) Ms. Silky Jain (Assistant Fund Manager) is managing the scheme Since 01-October -21

Period	Returns (%)			Current Value of Standard Investment of ₹ 10000		
	Scheme	BSE 500 TRI [#]	BSE SENSEX TRI ^{##}	Scheme	BSE 500 TRI [#]	BSE SENSEX TRI ^{##}
Last 1 Year	10.43	9.70	9.32	11046	10973	10934
Last 3 Years	17.85	14.16	11.55	16375	14883	13883
Since Inception	17.24	12.77	10.10	17210	15074	13887

The past performance may or may not be sustained in the future. Returns are based on NAV of Regular Plan – Growth Option and are calculated on compounded annualized basis for a period of more than (or equal to) a year and Simple annualized basis for a period less than a year. Inception Date: September 03, 2021. Different plans have a different expense structure. The scheme has been in existence for more than 3 years but less than 5 years.

CANARA ROBECO MID CAP FUND

Fund Manager: (1) Mr. Pranav Gokhale is managing the scheme since 06-November-23. (2) Mr. Shridatta Bhandwalidar is managing the scheme 02-December-22.

Period	Returns (%)			Current Value of Standard Investment of ₹ 10000		
	Scheme	BSE 150 Mid Cap TRI [#]	BSE SENSEX TRI ^{##}	Scheme	BSE 150 Mid Cap TRI [#]	BSE SENSEX TRI ^{##}
Last 1 Year	14.89	12.79	9.32	11494	11283	10934
Since Inception	22.01	25.44	11.46	15390	16342	12650

The past performance may or may not be sustained in the future. Returns are based on NAV of Regular Plan – Growth Option and are calculated on compounded annualized basis for a period of more than (or equal to) a year and Simple annualized basis for a period less than a year. Inception Date: December 02, 2022. Different plans have a different expense structure. The scheme has been in existence for more than 1 year but less than 3 years.

CANARA ROBECO MULTI CAP FUND

Fund Manager: (1) Mr. Shridatta Bhandwalidar is managing the scheme since 28-July-23 (2) Mr. Vishal Mishra is managing the scheme since 28-July-23.

Period	Returns (%)			Current Value of Standard Investment of ₹ 10000		
	Scheme	NIFTY 500 Multicap 50:25:25 Index TRI [#]	BSE SENSEX TRI ^{##}	Scheme	NIFTY 500 Multicap 50:25:25 Index TRI ^{##}	BSE SENSEX TRI ^{##}
Last 1 Year	13.83	9.62	9.32	11387	10965	10934
Since Inception	21.19	21.23	11.46	13380	13388	12650

The past performance may or may not be sustained in the future. Returns are based on NAV of Regular Plan – Growth Option and are calculated on compounded annualized basis for a period of more than (or equal to) a year and Simple annualized basis for a period less than a year. Inception Date: July 28, 2023. Different plans have a different expense structure. The scheme has been in existence for more than 1 year but less than 3 years.

CANARA ROBECO MANUFACTURING FUND

Fund Manager: (1) Mr. Pranav Gokhale is managing the scheme since 11-March-24. (2) Mr. Shridatta Bhandwalidar is managing the scheme since 11-March-24.

Period	Returns (%)			Current Value of Standard Investment of ₹ 10000		
	Scheme	Nifty India Manufacturing TRI [#]	BSE SENSEX TRI ^{##}	Scheme	Nifty India Manufacturing TRI ^{##}	BSE SENSEX TRI ^{##}
Last 6 Months	-20.91	-24.13	-9.54	8946	8784	9519
Since Inception	16.35	11.90	7.40	11460	11062	10661

The past performance may or may not be sustained in the future. Returns are based on NAV of Regular Plan – Growth Option. Scheme has been in existence for more than six months but less than one year, therefore returns shown above are based on simple annualized growth rate of the scheme for the past 6 months and since inception from the last day of previous month-end. Inception Date: March 11, 2024 Different plans have a different expense structure.

Scheme Benchmark[#] ● Additional Benchmark^{##} ● - : Corresponding Benchmark values not available ● Load is not taken into consideration for computation of returns. Returns of IDCW Option under the scheme for the investor would be net of tax deducted at source.

PERFORMANCE AT A GLANCE - Regular Plan - Growth Option

(as on January 31, 2025)

INCOME / DEBT SCHEMES

CANARA ROBECO CONSERVATIVE HYBRID FUND - Regular Plan Growth option

Fund Manager: (1) Mr. Avnish Jain is managing the scheme since 07-October-13 (2) Mr. Amit Kadam is managing the scheme since 10-April-24.

Period	Returns (%)			Current Value of Standard Investment of ₹ 10000		
	Scheme	CRISIL Hybrid 85+15 - Conservative Index [#]	CRISIL 10 Year Gilt Index ^{##}	Scheme	CRISIL Hybrid 85+15 - Conservative Index [#]	CRISIL 10 Year Gilt Index ^{##}
Last 1 Year	8.41	9.08	9.77	10843	10911	10980
Last 3 Years	7.11	7.80	6.62	12291	12528	12121
Last 5 Years	8.73	8.68	5.77	15200	15170	13244
Since Inception	10.02	8.86	6.27	83679	66091	38716

The past performance may or may not be sustained in the future. Returns are based on NAV of Regular Plan – Growth Option and are calculated on compounded annualized basis for a period of more than (or equal to) a year and Simple annualized basis for a period less than a year. Inception date of Regular Plan Growth Option : 05-November-2002. Inception date of Scheme April 24, 1988. Different plans have a different expense structure. As per the provisions of SEBI circular dated April 12, 2018 (Performance disclosure post consolidation/ Merger of Schemes), the past performance of aforesaid scheme is based on the historical NAV of Canara Robeco Income Saver Fund (erstwhile Canara Robeco Monthly Income Plan) and hence may not be comparable.

CANARA ROBECO CONSERVATIVE HYBRID FUND - Regular Plan Monthly IDCW Option

Fund Manager: (1) Mr. Avnish Jain is managing the scheme since 07-October-13 (2) Mr. Amit Kadam is managing the scheme since 10-April-24.

Period	Returns (%)			Current Value of Standard Investment of ₹ 10000		
	Scheme	CRISIL Hybrid 85+15 - Conservative Index [#]	CRISIL 10 Year Gilt Index ^{##}	Scheme	CRISIL Hybrid 85+15 - Conservative Index [#]	CRISIL 10 Year Gilt Index ^{##}
Last 1 Year	8.41	9.08	9.77	10843	10911	10980
Last 3 Years	7.11	7.80	6.62	12292	12528	12121
Last 5 Years	8.73	8.68	5.77	15203	15170	13244
Since Inception	9.60	-	-	291626	-	-

The past performance may or may not be sustained in the future. Returns are based on NAV of Regular Plan Monthly IDCW Option and are calculated on compounded annualized basis for a period of more than (or equal to) a year and Simple annualized basis for a period less than a year. Inception Date: April 24, 1988. Different plans have a different expense structure. As per the provisions of SEBI circular dated April 12, 2018 (Performance disclosure post consolidation/ Merger of Schemes), the past performance of aforesaid scheme is based on the historical NAV of Canara Robeco Income Saver Fund (erstwhile Canara Robeco Monthly Income Plan) and hence may not be comparable.

CANARA ROBECO SHORT DURATION FUND

Fund Manager: (1) Ms. Suman Prasad is managing the scheme since 16-September-12. (2) Mr. Avnish Jain is managing the scheme since 18-July-22

Period	Returns (%)			Current Value of Standard Investment of ₹ 10000		
	Scheme	CRISIL Short Duration Debt A-II Index [#]	CRISIL 10 Year Gilt Index ^{##}	Scheme	CRISIL Short Duration Debt A-II Index [#]	CRISIL 10 Year Gilt Index ^{##}
Last 1 Year	7.22	7.83	9.77	10724	10785	10980
Last 3 Years	5.57	6.27	6.62	11767	12005	12121
Last 5 Years	5.58	6.31	5.77	13123	13583	13244
Since Inception	6.72	7.76	6.71	24502	28003	24472

The past performance may or may not be sustained in the future. Returns are based on NAV of Regular Plan – Growth Option and are calculated on compounded annualized basis for a period of more than (or equal to) a year and Simple annualized basis for a period less than a year. Inception Date: April 25, 2011. Different plans have a different expense structure. As per the provisions of SEBI circular dated April 12, 2018 (Performance disclosure post consolidation/ Merger of Schemes), the past performance of aforesaid scheme is based on the historical NAV of Canara Robeco Short Duration Fund (erstwhile Canara Robeco Yield Advantage Fund) and hence may not be comparable.

CANARA ROBECO INCOME FUND

Fund Manager: (1) Mr. Avnish Jain is managing the scheme since 25-June-14 (2) Mr. Kunal Jain is managing the scheme since 18-July-22

Period	Returns (%)			Current Value of Standard Investment of ₹ 10000		
	Scheme	CRISIL Medium to Long Duration Debt A-III Index [#]	CRISIL 10 Year Gilt Index ^{##}	Scheme	CRISIL Medium to Long Duration Debt A-III Index [#]	CRISIL 10 Year Gilt Index ^{##}
Last 1 Year	7.39	8.72	9.77	10741	10874	10980
Last 3 Years	5.24	6.35	6.62	11658	12031	12121
Last 5 Years	5.31	6.85	5.77	12954	13935	13244
Since Inception	7.81	7.67	6.37	53784	52257	39842

The past performance may or may not be sustained in the future. Returns are based on NAV of Regular Plan – Growth Option and are calculated on compounded annualized basis for a period of more than (or equal to) a year and Simple annualized basis for a period less than a year. Inception Date: September 19, 2002. Different plans have a different expense structure.

Scheme Benchmark[#] ● Additional Benchmark^{##} ● - : Corresponding Benchmark values not available ● Load is not taken into consideration for computation of returns. Returns of IDCW Option under the scheme for the investor would be net of tax deducted at source.

PERFORMANCE AT A GLANCE - Regular Plan - Growth Option

(as on January 31, 2025)

INCOME / DEBT SCHEMES

CANARA ROBECO LIQUID FUND

Fund Manager: (1) Mr. Kunal Jain is managing the scheme since 18-July-22 (2) Mr. Avnish Jain is managing the scheme since 01-April-22

Period	Returns (%)			Current Value of Standard Investment of ₹ 10000		
	Scheme	CRISIL Liquid Debt A-I Index [#]	CRISIL 1 Year T-Bill Index ^{##}	Scheme	CRISIL Liquid Debt A-I Index [#]	CRISIL 1 Year T-Bill Index ^{##}
Last 1 Year	7.32	7.27	7.51	10734	10729	10753
Last 3 Years	6.52	6.56	6.32	12088	12102	12021
Last 5 Years	5.25	5.45	5.60	12920	13039	13134
Since Inception	6.98	6.82	6.34	30541	29797	27673
Last 7 Days	7.19	7.15	7.70	10014	10014	10015
Last 15 Days	6.86	6.92	8.66	10028	10028	10036
Last 30 Days	6.89	6.94	7.90	10057	10057	10065

The past performance may or may not be sustained in the future. Returns are based on NAV of Regular Plan – Growth Option and are calculated on compounded annualized basis for a period of more than (or equal to) a year and Simple annualized basis for a period less than a year. Inception Date: January 15, 2002. The face value was changed to ₹ 1000 w.e.f August 20, 2011. Different plans have a different expense structure.

CANARA ROBECO ULTRA SHORT TERM FUND

Fund Manager: (1) Mr. Kunal Jain is managing the scheme since 16-September-24 (2) Mr. Avnish Jain is managing the scheme since 01-April-22

Period	Returns (%)			Current Value of Standard Investment of ₹ 10000		
	Scheme	CRISIL Ultra Short Duration Debt A-I Index [#]	CRISIL 1 Year T-Bill Index ^{##}	Scheme	CRISIL Ultra Short Duration Debt A-I Index [#]	CRISIL 1 Year T-Bill Index ^{##}
Last 1 Year	6.76	7.60	7.51	10677	10762	10753
Last 3 Years	5.78	6.75	6.32	11837	12168	12021
Last 5 Years	4.84	5.92	5.60	12670	13338	13134
Since Inception	6.79	7.43	6.34	29691	32750	27679

The past performance may or may not be sustained in the future. Returns are based on NAV of Regular Plan – Growth Option and are calculated on compounded annualized basis for a period of more than (or equal to) a year and Simple annualized basis for a period less than a year. Inception Date: September 16, 2003. The face value was changed to ₹ 1000 w.e.f August 20, 2011. Different plans have a different expense structure.

CANARA ROBECO DYNAMIC BOND FUND

Fund Manager: (1) Mr. Kunal Jain is managing the scheme since 18-July-22 (2) Mr. Avnish Jain is managing the scheme since 01-April-22

Period	Returns (%)			Current Value of Standard Investment of ₹ 10000		
	Scheme	CRISIL Dynamic Bond A-III Index [#]	CRISIL 10 Year Gilt Index ^{##}	Scheme	CRISIL Dynamic Bond A-III Index [#]	CRISIL 10 Year Gilt Index ^{##}
Last 1 Year	7.33	8.76	9.77	10735	10878	10980
Last 3 Years	5.46	6.44	6.62	11730	12061	12121
Last 5 Years	5.31	6.87	5.77	12956	13943	13244
Since Inception	6.91	7.82	6.10	28524	32591	25329

The past performance may or may not be sustained in the future. Returns are based on NAV of Regular Plan – Growth Option and are calculated on compounded annualized basis for a period of more than (or equal to) a year and Simple annualized basis for a period less than a year. Inception Date: May 29, 2009. Different plans have a different expense structure.

CANARA ROBECO CORPORATE BOND FUND

Fund Manager: (1) Mr. Avnish Jain is managing the scheme since 07-February-14. (2) Ms. Suman Prasad is managing the scheme since 18-July-22

Period	Returns (%)			Current Value of Standard Investment of ₹ 10000		
	Scheme	CRISIL Corporate Debt A-II Index [#]	CRISIL 10 Year Gilt Index ^{##}	Scheme	CRISIL Corporate Debt A-II Index [#]	CRISIL 10 Year Gilt Index ^{##}
Last 1 Year	7.43	7.73	9.77	10745	10775	10980
Last 3 Years	5.56	6.19	6.62	11764	11975	12121
Last 5 Years	5.69	6.52	5.77	13194	13719	13244
Since Inception	7.00	8.24	7.26	21030	23867	21590

The past performance may or may not be sustained in the future. Returns are based on NAV of Regular Plan – Growth Option and are calculated on compounded annualized basis for a period of more than (or equal to) a year and Simple annualized basis for a period less than a year. Inception Date: February 07, 2014. Different plans have a different expense structure.

Scheme Benchmark[#] ● Additional Benchmark^{##} ● -: Corresponding Benchmark values not available ● Load is not taken into consideration for computation of returns. Returns of IDCW Option under the scheme for the investor would be net of tax deducted at source.

PERFORMANCE AT A GLANCE - Regular Plan - Growth Option

(as on January 31, 2025)

INCOME / DEBT SCHEMES

CANARA ROBECO SAVINGS FUND

Fund Manager: (1) Mr. Kunal Jain is managing the scheme since 18-July-22 (2) Mr. Avnish Jain is managing the scheme since 01-April-22

Period	Returns (%)			Current Value of Standard Investment of ₹ 10000		
	Scheme	CRISIL Low Duration Debt A-I Index [#]	CRISIL 1 Year T-Bill Index ^{##}	Scheme	CRISIL Low Duration Debt A-I Index [#]	CRISIL 1 Year T-Bill Index ^{##}
Last 1 Year	7.30	7.59	7.51	10732	10761	10753
Last 3 Years	6.21	6.58	6.32	11984	12110	12021
Last 5 Years	5.56	6.04	5.60	13113	13414	13134
Since Inception	7.31	7.23	6.12	40751	40185	32654

The past performance may or may not be sustained in the future. Returns are based on NAV of Regular Plan – Growth Option and are calculated on compounded annualized basis for a period of more than (or equal to) a year and Simple annualized basis for a period less than a year. Inception Date: March 4, 2005. Different plans have a different expense structure.

CANARA ROBECO GILT FUND

Fund Manager: (1) Mr. Kunal Jain is managing the scheme since 18-July-22 (2) Mr. Avnish Jain is managing the scheme since 01-April-22

Period	Returns (%)			Current Value of Standard Investment of ₹ 10000		
	Scheme	CRISIL Dynamic Gilt Index [#]	CRISIL 10 Year Gilt Index ^{##}	Scheme	CRISIL Dynamic Gilt Index [#]	CRISIL 10 Year Gilt Index ^{##}
Last 1 Year	8.22	9.63	9.77	10824	10966	10980
Last 3 Years	6.05	7.08	6.62	11928	12282	12121
Last 5 Years	5.89	6.95	5.77	13320	14001	13244
Since Inception	8.25	8.51	-	73257	77783	-

The past performance may or may not be sustained in the future. Returns are based on NAV of Regular Plan – Growth Option and are calculated on compounded annualized basis for a period of more than (or equal to) a year and Simple annualized basis for a period less than a year. Inception Date: December 29, 1999. Different plans have a different expense structure.

CANARA ROBECO OVERNIGHT FUND

Fund Manager: (1) Ms. Suman Prasad is managing the scheme since 24-July-19

Period	Returns (%)			Current Value of Standard Investment of ₹ 10000		
	Scheme	CRISIL Liquid Overnight Index [#]	CRISIL 1 Year T-Bill Index ^{##}	Scheme	CRISIL Liquid Overnight Index [#]	CRISIL 1 Year T-Bill Index ^{##}
Last 1 Year	6.56	6.71	7.51	10658	10672	10753
Last 3 Years	6.04	6.17	6.32	11927	11970	12021
Last 5 Years	4.91	5.01	5.60	12714	12773	13134
Since Inception	4.93	5.02	5.71	13047	13111	13593
Last 7 Days	6.42	6.55	7.70	10012	10013	10015
Last 15 Days	6.41	6.53	8.66	10026	10027	10036
Last 30 Days	6.43	6.54	7.90	10053	10054	10065

The past performance may or may not be sustained in the future. Returns are based on NAV of Regular Plan – Growth Option and are calculated on compounded annualized basis for a period of more than (or equal to) a year and simple annualized basis for a period less than a year. Inception Date: July 24, 2019. Different plans have a different expense structure.

CANARA ROBECO BANKING AND PSU DEBT FUND

Fund Manager: (1) Ms. Suman Prasad is managing the scheme since 16-September-24 (2) Mr. Avnish Jain is managing the scheme since 22-August-22.

Period	Returns (%)			Current Value of Standard Investment of ₹ 10000		
	Scheme	CRISIL Banking & PSU Debt A-II Index [#]	CRISIL 10 Year Gilt Index ^{##}	Scheme	CRISIL Banking & PSU Debt A-II Index [#]	CRISIL 10 Year Gilt Index ^{##}
Last 1 Year	7.64	7.43	9.77	10766	10745	10980
Since Inception	6.52	6.97	8.29	11670	11792	12152

The past performance may or may not be sustained in the future. Returns are based on NAV of Regular Plan – Growth Option and are calculated on compounded annualized basis for a period of more than (or equal to) a year and simple annualized basis for a period less than a year. Inception Date: August 22, 2022 Different plans have a different expense structure. The scheme has been in existence for more than 1 year but less than 3 years.

Scheme Benchmark[#] ● Additional Benchmark^{##} ● -: Corresponding Benchmark values not available ● Load is not taken into consideration for computation of returns. Returns of IDCW Option under the scheme for the investor would be net of tax deducted at source.

PERFORMANCE AT A GLANCE - Direct Plan - Growth Option

(as on January 31, 2025)

EQUITY SCHEMES

CANARA ROBECO FLEXICAP FUND

Fund Managers: (1) Mr. Shridatta Bhandwalder is managing the scheme since 5-July-16 (2) Mr. Pranav Gokhale is managing the scheme since 06-November-23.

Period	Returns (%)			Current Value of Standard Investment of ₹ 10000		
	Scheme	BSE 500 TRI ^{#*}	BSE SENSEX TRI ^{##}	Scheme	BSE 500 TRI ^{#*}	BSE SENSEX TRI ^{##}
Last 1 Year	13.33	9.70	9.32	11337	10973	10934
Last 3 Years	12.59	14.16	11.55	14276	14883	13883
Last 5 Years	18.08	18.24	15.11	22974	23133	20223
Since Inception	15.00	14.53	16.13	54150	51567	60982

The past performance may or may not be sustained in the future. Returns are based on NAV of Direct Plan – Growth Option and are calculated on compounded annualized basis for a period of more than (or equal to) a year and Simple annualized basis for a period less than a year. Inception Date: September 16, 2003. Different plans have a different expense structure.

CANARA ROBECO INFRASTRUCTURE

Fund Manager: (1) Mr. Vishal Mishra is managing the scheme since 26-June-21 (2) Mr. Shridatta Bhandwalder is managing the scheme since 29-September-18.

Period	Returns (%)			Current Value of Standard Investment of ₹ 10000		
	Scheme	BSE India Infrastructure TRI [#]	BSE SENSEX TRI ^{##}	Scheme	BSE India Infrastructure TRI [#]	BSE SENSEX TRI ^{##}
Last 1 Year	21.16	5.84	9.32	12122	10585	10934
Last 3 Years	25.11	29.30	11.55	19596	21631	13883
Last 5 Years	27.30	30.49	15.11	33473	37892	20223
Since Inception	17.58	-	16.13	70855	-	60982

The past performance may or may not be sustained in the future. Returns are based on NAV of Direct Plan – Growth Option and are calculated on compounded annualized basis for a period of more than (or equal to) a year and Simple annualized basis for a period less than a year. Inception Date: December 2, 2005. Different plans have a different expense structure.

CANARA ROBECO EMERGING EQUITIES

Fund Manager: (1) Mr. Amit Nadekar is managing the scheme since 28-August-23. (2) Mr. Shridatta Bhandwalder is managing the scheme since 01-October-19.

Period	Returns (%)			Current Value of Standard Investment of ₹ 10000		
	Scheme	NIFTY Large Midcap 250 TRI [#]	BSE SENSEX TRI ^{##}	Scheme	NIFTY Large Midcap 250 TRI [#]	BSE SENSEX TRI ^{##}
Last 1 Year	19.01	11.03	9.32	11907	11106	10934
Last 3 Years	14.80	16.77	11.55	15133	15928	13883
Last 5 Years	19.97	20.74	15.11	24881	25684	20223
Since Inception	20.70	16.48	16.13	97228	63218	60982

The past performance may or may not be sustained in the future. Returns are based on NAV of Direct Plan – Growth Option and are calculated on compounded annualized basis for a period of more than (or equal to) a year and Simple annualized basis for a period less than a year. Inception Date: March 11, 2005. Different plans have a different expense structure.

CANARA ROBECO CONSUMER TRENDS FUND

Fund Manager: (1) Ms. Ennette Fernandes is managing the scheme since 01-October-21. (2) Mr. Shridatta Bhandwalder is managing the scheme since 01-October-19.

Period	Returns (%)			Current Value of Standard Investment of ₹ 10000		
	Scheme	BSE 100 TRI [#]	BSE SENSEX TRI ^{##}	Scheme	BSE 100 TRI [#]	BSE SENSEX TRI ^{##}
Last 1 Year	15.35	10.75	9.32	11539	11078	10934
Last 3 Years	17.10	13.33	11.55	16064	14561	13883
Last 5 Years	20.11	16.84	15.11	25020	21792	20223
Since Inception	17.52	13.81	16.13	70398	47756	60982

The past performance may or may not be sustained in the future. Returns are based on NAV of Direct Plan – Growth Option and are calculated on compounded annualized basis for a period of more than (or equal to) a year and Simple annualized basis for a period less than a year. Inception Date: September 14, 2009. Different plans have a different expense structure.

CANARA ROBECO BLUE CHIP EQUITY FUND

Fund Manager: (1) Mr. Shridatta Bhandwalder is managing the scheme since 05-July-16 (2) Mr. Vishal Mishra is managing the scheme since 01-June-21.

Period	Returns (%)			Current Value of Standard Investment of ₹ 10000		
	Scheme	BSE 100 TRI [#]	BSE SENSEX TRI ^{##}	Scheme	BSE 100 TRI [#]	BSE SENSEX TRI ^{##}
Last 1 Year	15.29	10.75	9.32	11533	11078	10934
Last 3 Years	13.89	13.33	11.55	14776	14561	13883
Last 5 Years	18.04	16.84	15.11	22938	21792	20223
Since Inception	15.30	13.81	16.13	55896	47756	60982

The past performance may or may not be sustained in the future. Returns are based on NAV of Direct Plan – Growth Option and are calculated on compounded annualized basis for a period of more than (or equal to) a year and Simple annualized basis for a period less than a year. Inception Date: August 20, 2010. Different plans have a different expense structure.

● Scheme Benchmark # ● Additional Benchmark ## ● - :Corresponding Benchmark values not available ● Load is not taken into consideration for computation of returns. Returns of IDCW Option under the scheme for the investor would be net of tax deducted at source.

PERFORMANCE AT A GLANCE - Direct Plan - Growth Option

(as on January 31, 2025)

EQUITY SCHEMES

CANARA ROBECO ELSS TAX SAVER - Direct Plan - Growth option

Fund Manager: (1) Mr. Vishal Mishra is managing the scheme since 26-June-21 (2) Mr. Shridatta Bhandwadar is managing the scheme since 01-October-19.

Period	Returns (%)			Current Value of Standard Investment of ₹ 10000		
	Scheme	BSE 500 TRI [#]	BSE SENSEX TRI ^{##}	Scheme	BSE 500 TRI [#]	BSE SENSEX TRI ^{##}
Last 1 Year	13.26	9.70	9.32	11330	10973	10934
Last 3 Years	13.51	14.16	11.55	14630	14883	13883
Last 5 Years	20.04	18.24	15.11	24949	23133	20223
Since Inception	16.06	14.53	16.13	60502	51567	60982

The past performance may or may not be sustained in the future. Returns are based on NAV of Direct Plan – Growth Option and are calculated on compounded annualized basis for a period of more than (or equal to) a year and Simple annualized basis for a period less than a year. Inception date of Regular Plan Growth Option : 02-February-2009. Inception date of Scheme March 31, 1993. Different plans have a different expense structure.

CANARA ROBECO EQUITY HYBRID FUND

Fund Manager: (1) Ms. Ennette Fernandes is managing the scheme since 01-October-21 (2) Mr. Shridatta Bhandwadar is managing the scheme since 05-July-16 (3) Mr. Avnish Jain is managing the scheme since 07-October-13.

Period	Returns (%)			Current Value of Standard Investment of ₹ 10000		
	Scheme	CRISIL Hybrid 35+65 - Aggressive Index [#]	BSE SENSEX TRI ^{##}	Scheme	CRISIL Hybrid 35+65 - Aggressive Index [#]	BSE SENSEX TRI ^{##}
Last 1 Year	12.16	10.01	9.32	11219	11004	10934
Last 3 Years	12.27	11.49	11.55	14158	13864	13883
Last 5 Years	15.81	14.34	15.11	20847	19557	20223
Since Inception	14.71	12.44	16.13	52525	41278	60982

The past performance may or may not be sustained in the future. Returns are based on NAV of Direct Plan – Growth Option and are calculated on compounded annualized basis for a period of more than (or equal to) a year and Simple annualized basis for a period less than a year. Inception Date: February 1, 1993. Different plans have a different expense structure.

CANARA ROBECO SMALL CAP FUND

Fund Manager: (1) Mr. Pranav Gokhale is managing the scheme since 06-November-23. (2) Mr. Shridatta Bhandwadar is managing the scheme since 01-October-19.

Period	Returns (%)			Current Value of Standard Investment of ₹ 10000		
	Scheme	NIFTY Small Cap 250 TRI [#]	BSE SENSEX TRI ^{##}	Scheme	NIFTY Small Cap 250 TRI [#]	BSE SENSEX TRI ^{##}
Last 1 Year	9.41	5.87	9.32	10944	10589	10934
Last 3 Years	17.38	18.22	11.55	16181	16528	13883
Last 5 Years	30.22	26.01	15.11	37505	31814	20223
Since Inception	26.23	23.54	15.19	40130	35285	23246

The past performance may or may not be sustained in the future. Returns are based on NAV of Direct Plan – Growth Option and are calculated on compounded annualized basis for a period of more than (or equal to) a year and Simple annualized basis for a period less than a year. Inception Date: February 15, 2019. Different plans have a different expense structure.

CANARA ROBECO FOCUSED EQUITY FUND

Fund Manager: (1) Mr. Shridatta Bhandwadar is managing the scheme since 17-May-21. (2) Mr. Amit Kadam is managing the scheme since 10-April-24.

Period	Returns (%)			Current Value of Standard Investment of ₹ 10000		
	Scheme	BSE 500 TRI [#]	BSE SENSEX TRI ^{##}	Scheme	BSE 500 TRI [#]	BSE SENSEX TRI ^{##}
Last 1 Year	18.10	9.70	9.32	11815	10973	10934
Last 3 Years	16.19	14.16	11.55	15694	14883	13883
Since Inception	19.64	16.53	14.22	19460	17646	16383

The past performance may or may not be sustained in the future. Returns are based on NAV of Direct Plan – Growth Option and are calculated on compounded annualized basis for a period of more than (or equal to) a year and Simple annualized basis for a period less than a year. Inception Date: May 17, 2021. Different plans have a different expense structure. The scheme has been in existence for more than 3 years but less than 5 years.

Scheme Benchmark[#] ● Additional Benchmark^{##} ● - :Corresponding Benchmark values not available ● Load is not taken into consideration for computation of returns. Returns of IDCW Option under the scheme for the investor would be net of tax deducted at source.

PERFORMANCE AT A GLANCE - Direct Plan - Growth Option

(as on January 31, 2025)

EQUITY SCHEMES

CANARA ROBECO VALUE FUND

Fund Manager: (1) Mr. Vishal Mishra (Fund Manager) is managing the scheme Since 03-September -21
(2) Ms. Silky Jain (Assistant Fund Manager) is managing the scheme Since 01-October -21

Period	Returns (%)			Current Value of Standard Investment of ₹ 10000		
	Scheme	BSE 500 TRI [#]	BSE SENSEX TRI ^{##}	Scheme	BSE 500 TRI [#]	BSE SENSEX TRI ^{##}
Last 1 Year	12.06	9.70	9.32	11209	10973	10934
Last 3 Years	19.70	14.16	11.55	17158	14883	13883
Since Inception	19.12	12.77	10.10	18170	15074	13887

The past performance may or may not be sustained in the future. Returns are based on NAV of Direct Plan – Growth Option and are calculated on compounded annualized basis for a period of more than (or equal to) a year and Simple annualized basis for a period less than a year. Inception Date: September 03, 2021. Different plans have a different expense structure. The scheme has been in existence for more than 3 years but less than 5 years.

CANARA ROBECO MID CAP FUND

Fund Manager: (1) Mr. Pranav Gokhale is managing the scheme since 06-November-23. (2) Mr. Shridatta Bhandwadar is managing the scheme 02-December-22.

Period	Returns (%)			Current Value of Standard Investment of ₹ 10000		
	Scheme	BSE 150 Mid Cap TRI [#]	BSE SENSEX TRI ^{##}	Scheme	BSE 150 Mid Cap TRI [#]	BSE SENSEX TRI ^{##}
Last 1 Year	16.53	12.79	9.32	11658	11283	10934
Since Inception	23.82	25.44	11.46	15890	16342	12650

The past performance may or may not be sustained in the future. Returns are based on NAV of Direct Plan – Growth Option and are calculated on compounded annualized basis for a period of more than (or equal to) a year and Simple annualized basis for a period less than a year. Inception Date: December 02, 2022. Different plans have a different expense structure. The scheme has been in existence for more than 1 year but less than 3 years.

CANARA ROBECO MULTI CAP FUND

Fund Manager: (1) Mr. Shridatta Bhandwadar is managing the scheme since 28-July-23 (2) Mr. Vishal Mishra is managing the scheme since 28-July-23.

Period	Returns (%)			Current Value of Standard Investment of ₹ 10000		
	Scheme	NIFTY 500 Multicap 50:25:25 Index TRI [#]	BSE SENSEX TRI ^{##}	Scheme	NIFTY 500 Multicap 50:25:25 Index TRI ^{##}	BSE SENSEX TRI ^{##}
Last 1 Year	15.48	9.62	9.32	11553	10965	10934
Since Inception	23.04	21.23	11.46	13690	13388	12650

The past performance may or may not be sustained in the future. Returns are based on NAV of Direct Plan – Growth Option and are calculated on compounded annualized basis for a period of more than (or equal to) a year and Simple annualized basis for a period less than a year. Inception Date: July 28, 2023. Different plans have a different expense structure. The scheme has been in existence for more than 1 year but less than 3 years.

CANARA ROBECO MANUFACTURING FUND

Fund Manager: (1) Mr. Pranav Gokhale is managing the scheme since 11-March-24. (2) Mr. Shridatta Bhandwadar is managing the scheme since 11-March-24.

Period	Returns (%)			Current Value of Standard Investment of ₹ 10000		
	Scheme	Nifty India Manufacturing TRI [#]	BSE SENSEX TRI ^{##}	Scheme	Nifty India Manufacturing TRI [#]	BSE SENSEX TRI ^{##}
Last 6 Months	-19.53	-24.13	-9.54	9016	8784	9519
Since Inception	18.25	11.90	7.40	11630	11062	10661

The past performance may or may not be sustained in the future. Returns are based on NAV of Direct Plan – Growth Option. Scheme has been in existence for more than six months but less than one year, therefore returns shown above are based on simple annualized growth rate of the scheme for the past 6 months and since inception from the last day of previous month-end. Inception Date: March 11, 2024 Different plans have a different expense structure.

Scheme Benchmark[#] ● Additional Benchmark^{##} ● - : Corresponding Benchmark values not available ● Load is not taken into consideration for computation of returns. Returns of IDCW Option under the scheme for the investor would be net of tax deducted at source.

PERFORMANCE AT A GLANCE - Direct Plan - Growth Option

(as on January 31, 2025)

INCOME / DEBT SCHEMES

CANARA ROBECO CONSERVATIVE HYBRID FUND - Direct Plan - Growth option

Fund Manager: (1) Mr. Avnish Jain is managing the scheme since 07-October-13 (2) Mr. Amit Kadam is managing the scheme since 10-April-24.

Period	Returns (%)			Current Value of Standard Investment of ₹ 10000		
	Scheme	CRISIL Hybrid 85+15 - Conservative Index [#]	CRISIL 10 Year Gilt Index ^{##}	Scheme	CRISIL Hybrid 85+15 - Conservative Index [#]	CRISIL 10 Year Gilt Index ^{##}
Last 1 Year	9.67	9.08	9.77	10969	10911	10980
Last 3 Years	8.40	7.80	6.62	12739	12528	12121
Last 5 Years	10.03	8.68	5.77	16135	15170	13244
Since Inception	9.81	9.02	8.86	30993	28410	21663

The past performance may or may not be sustained in the future. Returns are based on NAV of Direct Plan – Growth Option and are calculated on compounded annualized basis for a period of more than (or equal to) a year and Simple annualized basis for a period less than a year. Inception date of Regular Plan Growth Option : 05-November-2002. Inception date of Scheme April 24, 1988. Different plans have a different expense structure. As per the provisions of SEBI circular dated April 12, 2018 (Performance disclosure post consolidation/ Merger of Schemes), the past performance of aforesaid scheme is based on the historical NAV of Canara Robeco Income Saver Fund (erstwhile Canara Robeco Monthly Income Plan) and hence may not be comparable.

CANARA ROBECO SHORT DURATION FUND

Fund Manager: (1) Ms. Suman Prasad is managing the scheme since 16-September-12. (2) Mr. Avnish Jain is managing the scheme since 18-July-22

Period	Returns (%)			Current Value of Standard Investment of ₹ 10000		
	Scheme	CRISIL Short Duration Debt A-II Index [#]	CRISIL 10 Year Gilt Index ^{##}	Scheme	CRISIL Short Duration Debt A-II Index [#]	CRISIL 10 Year Gilt Index ^{##}
Last 1 Year	7.86	7.83	9.77	10789	10785	10980
Last 3 Years	6.20	6.27	6.62	11980	12005	12121
Last 5 Years	6.22	6.31	5.77	13529	13583	13244
Since Inception	7.21	7.61	6.71	23194	24272	21663

The past performance may or may not be sustained in the future. Returns are based on NAV of Direct Plan – Growth Option and are calculated on compounded annualized basis for a period of more than (or equal to) a year and Simple annualized basis for a period less than a year. Inception Date: April 25, 2011. Different plans have a different expense structure. As per the provisions of SEBI circular dated April 12, 2018 (Performance disclosure post consolidation/ Merger of Schemes), the past performance of aforesaid scheme is based on the historical NAV of Canara Robeco Short Duration Fund (erstwhile Canara Robeco Yield Advantage Fund) and hence may not be comparable.

CANARA ROBECO INCOME FUND

Fund Manager: (1) Mr. Avnish Jain is managing the scheme since 25-June-14 (2) Mr. Kunal Jain is managing the scheme since 18-July-22

Period	Returns (%)			Current Value of Standard Investment of ₹ 10000		
	Scheme	CRISIL Medium to Long Duration Debt A-III Index [#]	CRISIL 10 Year Gilt Index ^{##}	Scheme	CRISIL Medium to Long Duration Debt A-III Index [#]	CRISIL 10 Year Gilt Index ^{##}
Last 1 Year	8.64	8.72	9.77	10867	10874	10980
Last 3 Years	6.45	6.35	6.62	12065	12031	12121
Last 5 Years	6.50	6.85	5.77	13706	13935	13244
Since Inception	7.82	7.91	6.60	24852	25093	21663

The past performance may or may not be sustained in the future. Returns are based on NAV of Direct Plan – Growth Option and are calculated on compounded annualized basis for a period of more than (or equal to) a year and Simple annualized basis for a period less than a year. Inception Date: September 19, 2002. Different plans have a different expense structure.

CANARA ROBECO LIQUID FUND

Fund Manager: (1) Mr. Kunal Jain is managing the scheme since 18-July-22 (2) Mr. Avnish Jain is managing the scheme since 01-April-22

Period	Returns (%)			Current Value of Standard Investment of ₹ 10000		
	Scheme	CRISIL Liquid Debt A-I Index [#]	CRISIL 1 Year T-Bill Index ^{##}	Scheme	CRISIL Liquid Debt A-I Index [#]	CRISIL 1 Year T-Bill Index ^{##}
Last 1 Year	7.41	7.27	7.51	10743	10729	10753
Last 3 Years	6.59	6.56	6.32	12111	12102	12021
Last 5 Years	5.30	5.45	5.60	12951	13039	13134
Since Inception	6.73	6.76	6.50	21970	22051	21424
Last 7 Days	7.27	7.15	7.70	10014	10014	10015
Last 15 Days	6.95	6.92	8.66	10029	10028	10036
Last 30 Days	6.98	6.94	7.90	10057	10057	10065

The past performance may or may not be sustained in the future. Returns are based on NAV of Direct Plan – Growth Option and are calculated on compounded annualized basis for a period of more than (or equal to) a year and Simple annualized basis for a period less than a year. Inception Date: January 15, 2002. The face value was changed to ₹ 1000 w.e.f. August 20, 2011. Different plans have a different expense structure.

Scheme Benchmark[#] ● Additional Benchmark^{##} ● - :Corresponding Benchmark values not available ● Load is not taken into consideration for computation of returns. Returns of IDCW Option under the scheme for the investor would be net of tax deducted at source.

PERFORMANCE AT A GLANCE - Direct Plan - Growth Option

(as on January 31, 2025)

INCOME / DEBT SCHEMES

CANARA ROBECO ULTRA SHORT TERM FUND

Fund Manager: (1) Mr. Kunal Jain is managing the scheme since 16-September-24 (2) Mr. Avnish Jain is managing the scheme since 01-April-22

Period	Returns (%)			Current Value of Standard Investment of ₹ 10000		
	Scheme	CRISIL Ultra Short Duration Debt A-I Index [#]	CRISIL 1 Year T-Bill Index ^{##}	Scheme	CRISIL Ultra Short Duration Debt A-I Index [#]	CRISIL 1 Year T-Bill Index ^{##}
Last 1 Year	7.36	7.60	7.51	10738	10762	10753
Last 3 Years	6.35	6.75	6.32	12032	12168	12021
Last 5 Years	5.42	5.92	5.60	13026	13338	13134
Since Inception	6.90	7.23	6.49	22399	23252	21395

The past performance may or may not be sustained in the future. Returns are based on NAV of Direct Plan – Growth Option and are calculated on compounded annualized basis for a period of more than (or equal to) a year and Simple annualized basis for a period less than a year. Inception Date: September 16, 2003. The face value was changed to ₹ 1000 w.e.f August 20, 2011. Different plans have a different expense structure.

CANARA ROBECO DYNAMIC BOND FUND

Fund Manager: (1) Mr. Kunal Jain is managing the scheme since 18-July-22 (2) Mr. Avnish Jain is managing the scheme since 01-April-22

Period	Returns (%)			Current Value of Standard Investment of ₹ 10000		
	Scheme	CRISIL Dynamic Bond A-III Index [#]	CRISIL 10 Year Gilt Index ^{##}	Scheme	CRISIL Dynamic Bond A-III Index [#]	CRISIL 10 Year Gilt Index ^{##}
Last 1 Year	8.49	8.76	9.77	10852	10878	10980
Last 3 Years	6.61	6.44	6.62	12118	12061	12121
Last 5 Years	6.40	6.87	5.77	13643	13943	13244
Since Inception	7.84	7.91	6.60	24913	25109	21663

The past performance may or may not be sustained in the future. Returns are based on NAV of Direct Plan – Growth Option and are calculated on compounded annualized basis for a period of more than (or equal to) a year and Simple annualized basis for a period less than a year. Inception Date: May 29, 2009. Different plans have a different expense structure.

CANARA ROBECO CORPORATE BOND FUND

Fund Manager: (1) Mr. Avnish Jain is managing the scheme since 07-February-14. (2) Ms. Suman Prasad is managing the scheme since 18-July-22

Period	Returns (%)			Current Value of Standard Investment of ₹ 10000		
	Scheme	CRISIL Corporate Debt A-II Index [#]	CRISIL 10 Year Gilt Index ^{##}	Scheme	CRISIL Corporate Debt A-II Index [#]	CRISIL 10 Year Gilt Index ^{##}
Last 1 Year	8.11	7.73	9.77	10814	10775	10980
Last 3 Years	6.24	6.19	6.62	11993	11975	12121
Last 5 Years	6.38	6.52	5.77	13625	13719	13244
Since Inception	7.65	8.24	7.26	22472	23867	21590

The past performance may or may not be sustained in the future. Returns are based on NAV of Direct Plan – Growth Option and are calculated on compounded annualized basis for a period of more than (or equal to) a year and Simple annualized basis for a period less than a year. Inception Date: February 07, 2014. Different plans have a different expense structure.

CANARA ROBECO SAVINGS FUND

Fund Manager: (1) Mr. Kunal Jain is managing the scheme since 18-July-22 (2) Mr. Avnish Jain is managing the scheme since 01-April-22

Period	Returns (%)			Current Value of Standard Investment of ₹ 10000		
	Scheme	CRISIL Low Duration Debt A-I Index [#]	CRISIL 1 Year T-Bill Index ^{##}	Scheme	CRISIL Low Duration Debt A-I Index [#]	CRISIL 1 Year T-Bill Index ^{##}
Last 1 Year	7.63	7.59	7.51	10765	10761	10753
Last 3 Years	6.51	6.58	6.32	12085	12110	12021
Last 5 Years	5.85	6.04	5.60	13291	13414	13134
Since Inception	7.26	7.48	6.49	23320	23919	21395

The past performance may or may not be sustained in the future. Returns are based on NAV of Direct Plan – Growth Option and are calculated on compounded annualized basis for a period of more than (or equal to) a year and Simple annualized basis for a period less than a year. Inception Date: March 4, 2005. Different plans have a different expense structure.

Scheme Benchmark[#] ● Additional Benchmark^{##} ● -: Corresponding Benchmark values not available ● Load is not taken into consideration for computation of returns. Returns of IDCW Option under the scheme for the investor would be net of tax deducted at source.

PERFORMANCE AT A GLANCE - Direct Plan - Growth Option

(as on January 31, 2025)

INCOME / DEBT SCHEMES

CANARA ROBECO GILT FUND

Fund Manager: (1) Mr. Kunal Jain is managing the scheme since 18-July-22 (2) Mr. Avnish Jain is managing the scheme since 01-April-22

Period	Returns (%)			Current Value of Standard Investment of ₹ 10000		
	Scheme	CRISIL Dynamic Gilt Index [#]	CRISIL 10 Year Gilt Index ^{##}	Scheme	CRISIL Dynamic Gilt Index [#]	CRISIL 10 Year Gilt Index ^{##}
Last 1 Year	8.99	9.63	9.77	10902	10966	10980
Last 3 Years	6.80	7.08	6.62	12183	12282	12121
Last 5 Years	6.64	6.95	5.77	13798	14001	13244
Since Inception	8.16	7.69	6.60	25807	24475	21663

The past performance may or may not be sustained in the future. Returns are based on NAV of Direct Plan – Growth Option and are calculated on compounded annualized basis for a period of more than (or equal to) a year and Simple annualized basis for a period less than a year. Inception Date: December 29, 1999. Different plans have a different expense structure.

CANARA ROBECO OVERNIGHT FUND

Fund Manager: (1) Ms. Suman Prasad is managing the scheme since 24-July-19

Period	Returns (%)			Current Value of Standard Investment of ₹ 10000		
	Scheme	CRISIL Liquid Overnight Index [#]	CRISIL 1 Year T-Bill Index ^{##}	Scheme	CRISIL Liquid Overnight Index [#]	CRISIL 1 Year T-Bill Index ^{##}
Last 1 Year	6.58	6.71	7.51	10659	10672	10753
Last 3 Years	6.05	6.17	6.32	11930	11970	12021
Last 5 Years	4.93	5.01	5.60	12722	12773	13134
Since Inception	4.95	5.02	5.71	13059	13111	13593
Last 7 Days	6.43	6.55	7.70	10012	10013	10015
Last 15 Days	6.42	6.53	8.66	10026	10027	10036
Last 30 Days	6.44	6.54	7.90	10053	10054	10065

The past performance may or may not be sustained in the future. Returns are based on NAV of Direct Plan – Growth Option and are calculated on compounded annualized basis for a period of more than (or equal to) a year and simple annualized basis for a period less than a year. Inception Date: July 24, 2019. Different plans have a different expense structure.

CANARA ROBECO BANKING AND PSU DEBT FUND

Fund Manager: (1) Ms. Suman Prasad is managing the scheme since 16-September-24 (2) Mr. Avnish Jain is managing the scheme since 22-August-22.

Period	Returns (%)			Current Value of Standard Investment of ₹ 10000		
	Scheme	CRISIL Banking & PSU Debt A-II Index [#]	CRISIL 10 Year Gilt Index ^{##}	Scheme	CRISIL Banking & PSU Debt A-II Index [#]	CRISIL 10 Year Gilt Index ^{##}
Last 1 Year	8.00	7.43	9.77	10802	10745	10980
Since Inception	6.85	6.97	8.29	11759	11792	12152

The past performance may or may not be sustained in the future. Returns are based on NAV of Direct Plan – Growth Option and are calculated on compounded annualized basis for a period of more than (or equal to) a year and simple annualized basis for a period less than a year. Inception Date: August 22, 2022 Different plans have a different expense structure. The scheme has been in existence for more than 1 year but less than 3 years.

Scheme Benchmark[#] ● Additional Benchmark^{##} ● - :Corresponding Benchmark values not available ● Load is not taken into consideration for computation of returns. Returns of IDCW Option under the scheme for the investor would be net of tax deducted at source.

Fund Manager: Mr. Shridatta Bhandwaldar

Scheme Names	CAGR (%)															
	6 Months Return**			1 Year Return			3 Years Return			5 Years Return			Since Inception			
	Scheme Regular Plan	Scheme Direct Plan	Benchmark [#]	Scheme Regular Plan	Scheme Direct Plan	Benchmark [#]	Scheme Regular Plan	Scheme Direct Plan	Benchmark [#]	Scheme Regular Plan	Scheme Direct Plan	Benchmark [#]	Scheme Regular Plan	Scheme Direct Plan	Benchmark [#] Regular Plan	Benchmark [#] Direct Plan
Canara Robeco Small Cap Fund				8.09	9.41	5.87	15.74	17.38	18.22	28.26	30.22	26.01	24.26	26.23	23.54	23.54
Canara Robeco Infrastructure				19.62	21.16	5.84	23.57	25.11	29.30	25.88	27.30	30.49	15.00	17.58	-	-
Canara Robeco Consumer Trends Fund				13.92	15.35	10.75	15.60	17.10	13.33	18.56	20.11	16.84	16.29	17.52	12.56	13.81
Canara Robeco Focused Equity Fund				16.39	18.10	9.70	14.44	16.19	14.16	N.A	N.A	-	17.77	19.64	16.53	16.53
Canara Robeco Emerging Equities				17.79	19.01	11.03	13.54	14.80	16.77	18.62	19.97	20.74	17.25	20.70	-	16.48
Canara Robeco Flexicap Fund*				12.05	13.33	9.70	11.22	12.59	14.16	16.59	18.08	18.24	17.46	15.00	16.34*	14.53
Canara Robeco ELSS Tax Saver				11.98	13.26	9.70	12.11	13.51	14.16	18.61	20.04	18.24	18.81	16.06	17.16	14.53
Canara Robeco Equity Hybrid Fund				10.91	12.16	10.01	10.98	12.27	11.49	14.46	15.81	14.34	11.61	14.71	-	12.44
Canara Robeco Blue Chip Equity Fund				13.93	15.29	10.75	12.43	13.89	13.33	16.42	18.04	16.84	13.05	15.30	12.15	13.81
Canara Robeco Mid Cap Fund				14.89	16.53	12.79	N.A	N.A	-	N.A	N.A	-	22.01	23.82	25.44	25.44
Canara Robeco Multi Cap Fund				13.83	15.48	9.62	N.A	N.A	-	N.A	N.A	-	21.19	23.04	21.23	21.23
Canara Robeco Manufacturing Fund**	-20.91	-19.53	-24.13	N.A	N.A	-	N.A	N.A	-	N.A	N.A	-	16.35	18.25	11.90	11.90

Note:

- Mr. Shridatta Bhandwaldar manages 13 open-ended schemes of Canara Robeco Mutual Fund.
- Period for which scheme's performance has been provided is computed basis last day of the month-end preceding the date of advertisement.
- Different plans shall have a different expense structure. The performance details provided herein are of Regular plan - Growth Option & Direct plan - Growth Option.
- Past performance may or may not be sustained in the future.
- : Corresponding Benchmark values not available.
- N.A.- Not Applicable because scheme is in existence for less than 1 year or 3 years respectively.
- *Since inception return for the benchmark is Composite return - "As TRI data is not available since inception of the scheme, benchmark performance is calculated using composite CAGR of BSE 500 TRI Index. PRI values from 16th Sept 2003 to 1st Aug, 2006 and TRI values since 1st Aug, 2006 are considered.
- Canara Robeco Balanced Advantage Fund has not completed 6 months, hence the performance details are not provided.
- **Scheme has been in existence for more than six months but less than one year, therefore returns shown above are based on simple annualized growth rate of the scheme for the past 6 months and since inception.

Fund Manager: Mr. Vishal Mishra

Scheme Names	CAGR (%)												
	1 Year Return			3 Years Return			5 Years Return			Since Inception			
	Scheme Regular Plan	Scheme Direct Plan	Benchmark [#]	Scheme Regular Plan	Scheme Direct Plan	Benchmark [#]	Scheme Regular Plan	Scheme Direct Plan	Benchmark [#]	Scheme Regular Plan	Scheme Direct Plan	Benchmark [#] Regular Plan	Benchmark [#] Direct Plan
Canara Robeco Infrastructure	19.62	21.16	5.84	23.57	25.11	29.30	25.88	27.30	30.49	15.00	17.58	-	-
Canara Robeco ELSS Tax Saver	11.98	13.26	9.70	12.11	13.51	14.16	18.61	20.04	18.24	18.81	16.06	17.16	14.53
Canara Robeco Blue Chip Equity Fund	13.93	15.29	10.75	12.43	13.89	13.33	16.42	18.04	16.84	13.05	15.30	12.15	13.81
Canara Robeco Value Fund	10.43	12.06	9.70	17.85	19.70	14.16	N.A	N.A	-	17.24	19.12	12.77	12.77
Canara Robeco Multi Cap Fund	13.83	15.48	9.62	N.A	N.A	-	N.A	N.A	-	21.19	23.04	21.23	21.23

Note:

- Mr. Vishal Mishra manages 5 open-ended schemes of Canara Robeco Mutual Fund.
- Period for which scheme's performance has been provided is computed basis last day of the month-end preceding the date of advertisement.
- Different plans shall have a different expense structure. The performance details provided herein are of Regular plan - Growth Option & Direct plan - Growth Option.
- Past performance may or may not be sustained in the future.
- : Corresponding values not available.
- N.A.- Not Applicable because scheme is in existence for less than 3 years or 5 years respectively.

*For scheme benchmark please refer page no 34-45 • Load is not taken into consideration for computation of returns. Returns of IDCW Option under the scheme for the investor would be net of tax deducted at source.

Fund Manager: Mr. Amit Kadam

Scheme Names	CAGR (%)												
	1 Year Return			3 Years Return			5 Years Return			Since Inception			
	Scheme Regular Plan	Scheme Direct Plan	Bench-mark [#]	Scheme Regular Plan	Scheme Direct Plan	Bench-mark [#]	Scheme Regular Plan	Scheme Direct Plan	Bench-mark [#]	Scheme Regular Plan	Scheme Direct Plan	Bench-mark [#] Regular Plan	Bench-mark [#] Direct Plan
Canara Robeco Focused Equity Fund	16.39	18.10	9.70	14.44	16.19	14.16	N.A	N.A	-	17.77	19.64	16.53	16.53
Canara Robeco Conservative Hybrid Fund	8.41	9.67	9.08	7.11	8.40	7.80	8.73	10.03	8.68	10.02	9.81	8.86	9.02

Note:

- Mr. Amit Kadam manages 3 open-ended schemes of Canara Robeco Mutual Fund .
- Period for which scheme's performance has been provided is computed basis last day of the month-end preceding the date of advertisement
- Different plans shall have a different expense structure. The performance details provided herein are of Regular plan - Growth Option & Direct plan - Growth Option
- Past performance may or may not be sustained in the future.
- : Corresponding Benchmark values not available
- N.A.- Not Applicable because scheme is in existence for less than 5 year.
- Canara Robeco Balanced Advantage Fund has not completed 6 months, hence the performance details are not provided.

Fund Manager: Mr. Pranav Gokhale

Scheme Names	CAGR (%)															
	6 Months Return**			1 Year Return			3 Years Return			5 Years Return			Since Inception			
	Scheme Regular Plan	Scheme Direct Plan	Bench-mark [#]	Scheme Regular Plan	Scheme Direct Plan	Bench-mark [#]	Scheme Regular Plan	Scheme Direct Plan	Bench-mark [#]	Scheme Regular Plan	Scheme Direct Plan	Bench-mark [#]	Scheme Regular Plan	Scheme Direct Plan	Bench-mark [#] Regular Plan	Bench-mark [#] Direct Plan
Canara Robeco Small Cap Fund				8.09	9.41	5.87	15.74	17.38	18.22	28.26	30.22	26.01	24.26	26.23	23.54	23.54
Canara Robeco Flexicap Fund*				12.05	13.33	9.70	11.22	12.59	14.16	16.59	18.08	18.24	17.46	15.00	16.34*	14.53
Canara Robeco Mid Cap Fund				14.89	16.53	12.79	N.A	N.A	-	N.A	N.A	-	22.01	23.82	25.44	25.44
Canara Robeco Manufacturing Fund**	-20.91	-19.53	-24.13	N.A	N.A	-	N.A	N.A	-	N.A	N.A	-	16.35	18.25	11.90	11.90

Note:

- Mr. Pranav Gokhale manages 4 open-ended schemes of Canara Robeco Mutual Fund .
- Period for which scheme's performance has been provided is computed basis last day of the month-end preceding the date of advertisement.
- Different plans shall have a different expense structure. The performance details provided herein are of Regular plan - Growth Option & Direct plan - Growth Option.
- Past performance may or may not be sustained in the future.
- : Corresponding Benchmark values not available.
- N.A.- Not Applicable because scheme is in existence for less than 1 year or 3 years respectively.
- *Since inception return for the benchmark is Composite return - "As TRI data is not available since inception of the scheme, benchmark performance is calculated using composite CAGR of BSE 500 TRI Index. PRI values from 16th Sept 2003 to 1st Aug, 2006 and TRI values since 1st Aug, 2006 are considered.
- **Scheme has been in existence for more than six months but less than one year, therefore returns shown above are based on simple annualized growth rate of the scheme for the past 6 months and since inception.

Fund Manager: Ms. Ennette Fernandes

Scheme Names	CAGR (%)												
	1 Year Return			3 Years Return			5 Years Return			Since Inception			
	Scheme Regular Plan	Scheme Direct Plan	Bench-mark [#]	Scheme Regular Plan	Scheme Direct Plan	Bench-mark [#]	Scheme Regular Plan	Scheme Direct Plan	Bench-mark [#]	Scheme Regular Plan	Scheme Direct Plan	Bench-mark [#] Regular Plan	Bench-mark [#] Direct Plan
Canara Robeco Consumer Trends Fund	13.92	15.35	10.75	15.60	17.10	13.33	18.56	20.11	16.84	16.29	17.52	12.56	13.81
Canara Robeco Equity Hybrid Fund	10.91	12.16	10.01	10.98	12.27	11.49	14.46	15.81	14.34	11.61	14.71	-	12.44

Note:

- Ms. Ennette Fernandes manages 3 open-ended schemes of Canara Robeco Mutual Fund .
- Period for which scheme's performance has been provided is computed basis last day of the month-end preceding the date of advertisement.
- Different plans shall have a different expense structure. The performance details provided herein are of Regular plan - Growth Option & Direct plan - Growth Option.
- Past performance may or may not be sustained in the future.
- : Corresponding Benchmark values not available.
- Canara Robeco Balanced Advantage Fund has not completed 6 months, hence the performance details are not provided.

[#]For scheme benchmark please refer page no 34-45 • Load is not taken into consideration for computation of returns. Returns of IDCW Option under the scheme for the investor would be net of tax deducted at source.

Assistant Fund Manager: Ms. Silky Jain

Scheme Names	CAGR (%)												
	1 Year Return			3 Years Return			5 Years Return			Since Inception			
	Scheme Regular Plan	Scheme Direct Plan	Bench-mark [#]	Scheme Regular Plan	Scheme Direct Plan	Bench-mark [#]	Scheme Regular Plan	Scheme Direct Plan	Bench-mark [#]	Scheme Regular Plan	Scheme Direct Plan	Bench-mark [#] Regular Plan	Bench-mark [#] Direct Plan
Canara Robeco Value Fund	10.43	12.06	9.70	17.85	19.70	14.16	N.A	N.A	-	17.24	19.12	12.77	12.77

Note:

- Ms. Silky Jain manages 1 open-ended scheme of Canara Robeco Mutual Fund.
- Period for which scheme's performance has been provided is computed basis last day of the month-end preceding the date of advertisement
- Different plans shall have a different expense structure. The performance details provided herein are of Regular plan - Growth Option & Direct plan - Growth Option.
- Past performance may or may not be sustained in the future.
- : Corresponding Benchmark values not available
- N.A.- Not Applicable because scheme is in existence for less than 5 year.

Fund Manager: Mr. Amit Nadekar

Scheme Names	CAGR (%)												
	1 Year Return			3 Years Return			5 Years Return			Since Inception			
	Scheme Regular Plan	Scheme Direct Plan	Bench-mark [#]	Scheme Regular Plan	Scheme Direct Plan	Bench-mark [#]	Scheme Regular Plan	Scheme Direct Plan	Bench-mark [#]	Scheme Regular Plan	Scheme Direct Plan	Bench-mark [#] Regular Plan	Bench-mark [#] Direct Plan
Canara Robeco Emerging Equities	17.79	19.01	11.03	13.54	14.80	16.77	18.62	19.97	20.74	17.25	20.70	-	16.48

Note:

- Mr. Amit Nadekar manages 1 open-ended scheme of Canara Robeco Mutual Fund.
- Period for which scheme's performance has been provided is computed basis last day of the month-end preceding the date of advertisement.
- Different plans shall have a different expense structure. The performance details provided herein are of Regular plan - Growth Option & Direct plan - Growth Option.
- Past performance may or may not be sustained in the future.
- : Corresponding Benchmark values not available.

[#]For scheme benchmark please refer page no 34-45 • Load is not taken into consideration for computation of returns. Returns of IDCW Option under the scheme for the investor would be net of tax deducted at source.

Fund Manager: Mr. Avnish Jain

Scheme Names	CAGR (%)												
	1 Year Return			3 Years Return			5 Years Return			Since Inception			
	Scheme Regular Plan	Scheme Direct Plan	Bench-mark ^g	Scheme Regular Plan	Scheme Direct Plan	Bench-mark ^g	Scheme Regular Plan	Scheme Direct Plan	Bench-mark ^g	Scheme Regular Plan	Scheme Direct Plan	Bench-mark ^g Regular Plan	Bench-mark ^g Direct Plan
Canara Robeco Equity Hybrid Fund*	10.91	12.16	10.01	10.98	12.27	11.49	14.46	15.81	14.34	11.61	14.71	-	12.44
Canara Robeco Conservative Hybrid Fund* [^]	8.41	9.67	9.08	7.11	8.40	7.80	8.73	10.03	8.68	10.02	9.81	8.86	9.02
Canara Robeco Liquid Fund	7.32	7.41	7.27	6.52	6.59	6.56	5.25	5.30	5.45	6.98	6.73	6.82	6.76
Canara Robeco Savings Fund	7.30	7.63	7.59	6.21	6.51	6.58	5.56	5.85	6.04	7.31	7.26	7.23	7.48
Canara Robeco Ultra Short Term Fund	6.76	7.36	7.60	5.78	6.35	6.75	4.84	5.42	5.92	6.79	6.90	7.43	7.23
Canara Robeco Corporate Bond Fund	7.43	8.11	7.73	5.56	6.24	6.19	5.69	6.38	6.52	7.00	7.65	8.24	8.24
Canara Robeco Gilt Fund	8.22	8.99	9.63	6.05	6.80	7.08	5.89	6.64	6.95	8.25	8.16	8.51	7.69
Canara Robeco Dynamic Bond Fund	7.33	8.49	8.76	5.46	6.61	6.44	5.31	6.40	6.87	6.91	7.84	7.82	7.91
Canara Robeco Income Fund	7.39	8.64	8.72	5.24	6.45	6.35	5.31	6.50	6.85	7.81	7.82	7.67	7.91
Canara Robeco Short Duration Fund [^]	7.22	7.86	7.83	5.57	6.20	6.27	5.58	6.22	6.31	6.72	7.21	7.76	7.61
Canara Robeco Banking And Psu Debt Fund	7.64	8.00	7.43	N.A	N.A	-	N.A	N.A	-	6.52	6.85	6.97	6.97

Note:

- Mr. Avnish Jain manages 11 open-ended schemes of Canara Robeco Mutual Fund.
- Period for which scheme's performance has been provided is computed basis last day of the month-end preceding the date of advertisement.
- Different plans shall have a different expense structure. The performance details provided herein are of Regular plan - Growth Option & Direct plan - Growth Option.
- *Managing the portfolio only for debt allocation.
- [^]As per the provisions of SEBI circular dated April 12, 2018 (Performance disclosure post consolidation/ Merger of Schemes), the past performance of aforesaid scheme is based on the historical NAV of Canara Robeco Income Saver Fund (erstwhile Canara Robeco Monthly Income Plan) and hence may not be comparable.
- Past performance may or may not be sustained in the future.
- : Corresponding Benchmark values not available.
- N.A.- Not Applicable because scheme is in existence for less than 3 years.

Fund Manager: Ms. Suman Prasad

Scheme Names	CAGR (%)												
	1 Year Return			3 Years Return			5 Years Return			Since Inception			
	Scheme Regular Plan	Scheme Direct Plan	Bench-mark ^g	Scheme Regular Plan	Scheme Direct Plan	Bench-mark ^g	Scheme Regular Plan	Scheme Direct Plan	Bench-mark ^g	Scheme Regular Plan	Scheme Direct Plan	Bench-mark ^g Regular Plan	Bench-mark ^g Direct Plan
Canara Robeco Corporate Bond Fund	7.43	8.11	7.73	5.56	6.24	6.19	5.69	6.38	6.52	7.00	7.65	8.24	8.24
Canara Robeco Short Duration Fund [^]	7.22	7.86	7.83	5.57	6.20	6.27	5.58	6.22	6.31	6.72	7.21	7.76	7.61
Canara Robeco Banking And Psu Debt Fund	7.64	8.00	7.43	N.A	N.A	-	N.A	N.A	-	6.52	6.85	6.97	6.97
Canara Robeco Overnight Fund	6.56	6.58	6.71	6.04	6.05	6.17	4.91	4.93	5.01	4.93	4.95	5.02	5.02

Note:

- Ms. Suman Prasad manages 5 open-ended schemes of Canara Robeco Mutual Fund.
- Period for which scheme's performance has been provided is computed basis last day of the month-end preceding the date of advertisement.
- Different plans shall have a different expense structure. The performance details provided herein are of Regular plan - Growth Option & Direct plan - Growth Option.
- [^]As per the provisions of SEBI circular dated April 12, 2018 (Performance disclosure post consolidation/ Merger of Schemes), the past performance of aforesaid scheme is based on the historical NAV of Canara Robeco Short Duration Fund (erstwhile Canara Robeco Yield Advantage Fund) and hence may not be comparable.
- Past performance may or may not be sustained in the future.
- Canara Robeco Balanced Advantage Fund has not completed 6 months, hence the performance details are not provided.
- N.A.- Not Applicable because scheme is in existence for less than 3 years.
- : Corresponding Benchmark values not available.

^gFor scheme benchmark please refer page no 34-45 ● Load is not taken into consideration for computation of returns. Returns of IDCW Option under the scheme for the investor would be net of tax deducted at source.

Fund Manager: Mr. Kunal Jain

Scheme Names	CAGR (%)												
	1 Year Return			3 Years Return			5 Years Return			Since Inception			
	Scheme Regular Plan	Scheme Direct Plan	Bench-mark [#]	Scheme Regular Plan	Scheme Direct Plan	Bench-mark [#]	Scheme Regular Plan	Scheme Direct Plan	Bench-mark [#]	Scheme Regular Plan	Scheme Direct Plan	Bench-mark [#] Regular Plan	Bench-mark [#] Direct Plan
Canara Robeco Liquid Fund	7.32	7.41	7.27	6.52	6.59	6.56	5.25	5.30	5.45	6.98	6.73	6.82	6.76
Canara Robeco Savings Fund	7.30	7.63	7.59	6.21	6.51	6.58	5.56	5.85	6.04	7.31	7.26	7.23	7.48
Canara Robeco Ultra Short Term Fund	6.76	7.36	7.60	5.78	6.35	6.75	4.84	5.42	5.92	6.79	6.90	7.43	7.23
Canara Robeco Gilt Fund	8.22	8.99	9.63	6.05	6.80	7.08	5.89	6.64	6.95	8.25	8.16	8.51	7.69
Canara Robeco Dynamic Bond Fund	7.33	8.49	8.76	5.46	6.61	6.44	5.31	6.40	6.87	6.91	7.84	7.82	7.91
Canara Robeco Income Fund	7.39	8.64	8.72	5.24	6.45	6.35	5.31	6.50	6.85	7.81	7.82	7.67	7.91

Note:

- Mr. Kunal Jain manages 6 open-ended schemes of Canara Robeco Mutual Fund .
- Period for which scheme's performance has been provided is computed basis last day of the month-end preceding the date of advertisement.
- Different plans shall have a different expense structure. The performance details provided herein are of Regular plan - Growth Option & Direct plan - Growth Option.
- Past performance may or may not be sustained in the future.

[#]For scheme benchmark please refer page no 34-45 ● Load is not taken into consideration for computation of returns. Returns of IDCW Option under the scheme for the investor would be net of tax deducted at source.

SIP RETURNS

(as on January 31, 2025)

EQUITY SCHEMES

CANARA ROBECO FLEXICAP FUND

Fund Manager: Mr. Shridatta Bhandwalidar & Mr. Pranav Gokhale

	Since Inception	20 YR	15 YR	10 yr	7 yr	5 yr	3 yr	1 yr
Total Amt invested (INR)	2570000	2400000	1800000	1200000	840000	600000	360000	120000
Market Value (INR)	16552211	12408629	5779173	2619220	1481429	902088	446761	119187
Scheme Returns	15.07%	14.44%	14.24%	14.91%	15.91%	16.30%	14.51%	-1.25%
BSE 500 TRI [#]	14.35%	13.94%	14.59%	15.53%	16.95%	18.22%	14.14%	-3.37%
BSE SENSEX TRI ^{##}	13.66%	13.03%	13.17%	13.44%	12.72%	11.66%	10.77%	0.29%
Inception Date	16-Sep-03							

Note: Since benchmark index values are not available since inception of the scheme, returns for benchmark index, for all the periods is calculated based on "Rebased Values" of TRI values of Index.

CANARA ROBECO ELSS TAX SAVER

Fund Manager: Mr. Vishal Mishra & Mr. Shridatta Bhandwalidar

	Since Inception	15 YR	10 yr	7 yr	5 yr	3 yr	1 yr
Total Amt invested (INR)	1920000	1800000	1200000	840000	600000	360000	120000
Market Value (INR)	7559782	6287048	2771570	1553905	927701	449669	118902
Scheme Returns	15.48%	15.21%	15.96%	17.25%	17.45%	14.96%	-1.69%
BSE 500 TRI [#]	14.62%	14.59%	15.53%	16.95%	18.22%	14.14%	-3.37%
BSE SENSEX TRI ^{##}	13.26%	13.17%	13.44%	12.72%	11.66%	10.77%	0.29%
Inception Date(Canara Robeco ELSS Tax Saver- Reg Growth Plan)		02-Feb-09					

Note: Since benchmark index values are not available since inception of the scheme, returns for benchmark index, for all the periods is calculated based on "Rebased Values" of TRI values of Index.

CANARA ROBECO EQUITY HYBRID FUND

Fund Manager: Ms. Ennette Fernandes, Mr. Shridatta Bhandwalidar & Mr. Avnish Jain

	Since Inception	20 YR	15 YR	10 yr	7 yr	5 yr	3 yr	1 yr
Total Amt invested	3840000	2400000	1800000	1200000	840000	600000	360000	120000
Market Value	56469182	11410700	5424269	2380064	1381313	856825	439415	120565
Scheme Returns	13.72%	13.76%	13.51%	13.12%	13.95%	14.21%	13.36%	0.87%
CRISIL Hybrid 35+65 - Aggressive Index [#]	NA	12.09%	12.28%	12.31%	12.17%	10.69%	11.14%	1.40%
BSE SENSEX TRI ^{##}	14.05%	13.03%	13.17%	13.44%	12.72%	11.66%	10.77%	0.29%
Inception Date	01-Feb-93							

NA : Not Applicable as Benchmark index data not available for the period Returns of alternate index are based on "Rebased Values" of TRI values of Index

CANARA ROBECO CONSUMER TRENDS FUND

Fund Manager: Ms. Ennette Fernandes & Mr. Shridatta Bhandwalidar

	Since Inception	15 YR	10 yr	7 yr	5 yr	3 yr	1 yr
Total Amt invested	1850000	1790000	1200000	840000	600000	360000	120000
Market Value	7672072	7079535	2925064	1605393	963970	461771	118650
Scheme Returns	16.68%	0.00%	16.96%	18.16%	19.02%	16.82%	-2.07%
BSE 100 TRI [#]	13.79%	13.69%	14.08%	14.02%	13.57%	12.97%	-0.95%
BSE SENSEX TRI ^{##}	13.08%	13.17%	13.44%	12.72%	11.66%	10.77%	0.29%
Inception Date	14-Sep-09						

CANARA ROBECO EMERGING EQUITIES

Fund Manager: Mr. Amit Nadekar & Mr. Shridatta Bhandwalidar

	Since Inception	15 YR	10 yr	7 yr	5 yr	3 yr	1 yr
Total Amt invested (INR)	2390000	1800000	1200000	840000	600000	360000	120000
Market Value (INR)	19055341	8572727	2847984	1584314	964813	465670	120995
Scheme Returns	18.01%	18.75%	16.47%	17.79%	19.05%	17.41%	1.54%
Nifty Large Midcap 250 TRI [#]	NA	16.34%	16.67%	17.45%	17.62%	17.25%	-1.98%
BSE SENSEX TRI ^{##}	12.99%	13.17%	13.44%	12.72%	11.66%	10.77%	0.29%
Inception Date	11-Mar-05						

NA : Not Applicable as Benchmark index data not available for the period Returns of alternate index are based on "Rebased Values" of TRI values of Index

1. Investment date is taken to be 1st of the month or next business day if 1st is a holiday and investment of ₹ 10000 is taken. Returns are as on 31-January-2025 and are based on XIRR approach. 2. The calculations are based on the regular growth plan NAVs. 3. NA : Not Applicable as Benchmark index data not available for the period 4. Past performance may or may not be sustained in the future. Scheme Benchmark[#], Additional benchmark^{##}

SIP RETURNS

(as on January 31, 2025)

EQUITY SCHEMES

CANARA ROBECO BLUE CHIP EQUITY FUND

Fund Manager: Mr. Shridatta Bhandwalder & Mr. Vishal Mishra

	Since Inception	10 yr	7 yr	5 yr	3 yr	1 yr
Total Amt invested	1740000	1200000	840000	600000	360000	120000
Market Value	5407480	2638912	1492433	906897	454348	121301
Scheme Returns	14.38%	15.05%	16.11%	16.52%	15.68%	2.01%
BSE 100 TRI [#]	13.82%	14.08%	14.02%	13.57%	12.97%	-0.95%
BSE SENSEX TRI ^{##}	13.27%	13.44%	12.72%	11.66%	10.77%	0.29%
Inception Date	20-Aug-10					

Note: Returns of alternate index are based on "Rebased Values" of TRI values of Index

CANARA ROBECO INFRASTRUCTURE

Fund Manager: Mr. Vishal Mishra & Mr. Shridatta Bhandwalder

	Since Inception	15 YR	10 yr	7 yr	5 yr	3 yr	1 yr
Total Amt invested (INR)	2300000	1800000	1200000	840000	600000	360000	120000
Market Value (INR)	12266976	7229005	3317459	2019188	1238312	529480	117221
Scheme Returns	15.38%	16.81%	19.30%	24.61%	29.43%	26.67%	-4.25%
BSE India Infrastructure TRI [#]	N.A.	16.74%	21.16%	27.95%	36.18%	34.02%	-14.60%
BSE SENSEX TRI ^{##}	12.74%	13.17%	13.44%	12.72%	11.66%	10.77%	0.29%
Inception Date	02-Dec-05						

Note: NA : Not Applicable as Benchmark index data not available for the period

The Benchmark - BSE Infrastructure Index was launched on May 19, 2014. 5yr, 7yr and 10yr returns of benchmark are based on back tested values of the index as available on <http://www.asiaindex.co.in/indices/equity/sp-bse-sensex> Returns are furnished for Regular Growth options of the schemes Returns of alternate index are based on "Rebased Values" of TRI values of Index

CANARA ROBECO SMALL CAP FUND

Fund Manager: Mr. Pranav Gokhale & Mr. Shridatta Bhandwalder

	Since Inception	5 yr	3 yr	1 yr
Total Amt invested	720000	600000	360000	120000
Market Value	1585767	1132788	460878	115891
Scheme Returns	27.13%	25.69%	16.68%	-6.27%
Nifty Small Cap 250 [#]	22.89%	27.63%	21.19%	-8.91%
BSE SENSEX TRI ^{##}	15.11%	11.66%	10.77%	0.29%
Inception Date	15-Feb-19			

CANARA ROBECO FOCUSED EQUITY FUND

Fund Manager: Mr. Shridatta Bhandwalder & Mr. Amit Kadam

	Since Inception	3 yr	1 yr
Total Amt invested	450000	360000	120000
Market Value	615177	469386	122058
Scheme Returns	16.85%	17.97%	3.19%
BSE 500 TRI [#]	14.16%	14.14%	-3.37%
BSE SENSEX TRI ^{##}	12.20%	10.77%	0.29%
Inception Date	17-May-21		

The scheme has been in existence for more than 3 years but less than 5 years.

CANARA ROBECO VALUE FUND

Fund Manager: Mr. Vishal Mishra (Fund Manager) & Ms. Silky Jain (Assistant Fund Manager)

	Since Inception	3 yr	1 yr
Total Amt invested	410000	360000	120000
Market Value	559368	474860	118278
Scheme Returns	18.46%	18.80%	-2.64%
BSE 500 TRI [#]	13.82%	14.14%	-3.37%
BSE SENSEX TRI ^{##}	11.94%	10.77%	0.29%
Inception Date	03-Sept-21		

The scheme has been in existence for more than 3 years but less than 5 years.

1. Investment date is taken to be 1st of the month or next business day if 1st is a holiday and investment of ₹ 10000 is taken. Returns are as on 31-January-2025 and are based on XIRR approach. 2. The calculations are based on the regular growth plan NAVs. 3. NA : Not Applicable as Benchmark index data not available for the period 4. Past performance may or may not be sustained in the future. Scheme Benchmark[#], Additional benchmark^{##}

SIP RETURNS

(as on January 31, 2025)

EQUITY SCHEMES

CANARA ROBECO MIDCAP FUND

Fund Manager: Mr. Pranav Gokhale & Mr. Shridatta Bhandwaldar

	Since Inception	1 yr
Total Amt invested	260000	120000
Market Value	316606	118303
Scheme Returns	18.52%	-2.60%
BSE 150 Mid Cap TRI [#]	19.09%	-2.75%
BSE SENSEX TRI ^{##}	11.44%	0.29%
Inception Date	02-Dec-22	

The scheme has been in existence for more than 1 year but less than 3 years.

CANARA ROBECO MULTICAP FUND

Fund Manager: Mr. Shridatta Bhandwaldar & Mr. Vishal Mishra

	Since Inception	1 yr
Total Amt invested	190000	120000
Market Value	206883	120304
Scheme Returns	10.66%	0.47%
NIFTY 500 Multicap 50:25:25 Index TRI [#]	5.06%	-9.12%
BSE SENSEX TRI ^{##}	8.11%	0.29%
Inception Date	28-July-23	

The scheme has been in existence for more than 1 year but less than 3 years.

1. Investment date is taken to be 1st of the month or next business day if 1st is a holiday and investment of ₹ 10000 is taken. Returns are as on 31-January-2025 and are based on XIRR approach. 2. The calculations are based on the regular growth plan NAVs. 3. NA : Not Applicable as Benchmark index data not available for the period 4. Past performance may or may not be sustained in the future. Scheme Benchmark[#], Additional benchmark^{##}

SIP RETURNS

(as on January 31, 2025)

DEBT SCHEMES

CANARA ROBECO GILT FUND

Fund Manager: Mr. Kunal Jain & Mr. Avnish Jain

	Since Inception	20 YR	15 YR	10 yr	7 yr	5 yr	3 yr	1 yr
Total Amt invested	3020000	2400000	1800000	1200000	840000	600000	360000	120000
Market Value	9011261	5666558	3449209	1669387	1047763	697485	401820	124570
Scheme Returns	7.80%	7.90%	8.17%	6.42%	6.21%	5.95%	7.26%	7.12%
Crisil Dynamic Gilt Index [#]	7.72%	7.66%	7.70%	7.26%	7.29%	7.02%	8.64%	9.23%
CRISIL 10 Year Gilt Index ^{###}	NA	6.53%	6.61%	6.33%	6.46%	6.35%	8.52%	9.52%
Inception Date	29-Dec-99							

CANARA ROBECO CONSERVATIVE HYBRID FUND

Fund Manager: Mr. Avnish Jain & Mr. Amit Kadam

	Since Inception	20 YR	15 YR	10 yr	7 yr	5 yr	3 yr	1 yr
Total Amt invested	2670000	2400000	1800000	1200000	840000	600000	360000	120000
Market Value	8386851	6399875	3547737	1837887	1140528	738223	408382	123281
Scheme Returns	9.24%	8.95%	8.51%	8.25%	8.59%	8.22%	8.35%	5.09%
Crisil Hybrid 85+15 Conservative Index [#]	8.71%	8.75%	8.91%	8.63%	8.65%	8.35%	9.06%	6.67%
CRISIL 10 Year Gilt Index ^{###}	6.39%	6.53%	6.61%	6.33%	6.46%	6.35%	8.52%	9.52%
Inception Date	24-April-88							

CANARA ROBECO INCOME FUND

Fund Manager: Mr. Avnish Jain & Mr. Kunal Jain

	Since Inception	20 YR	15 YR	10 yr	7 yr	5 yr	3 yr	1 yr
Total Amt invested	2690000	2400000	1800000	1200000	840000	600000	360000	120000
Market Value	6736955	5304799	3031446	1622304	1025626	684726	396666	124289
Scheme Returns	7.47%	7.33%	6.61%	5.87%	5.61%	5.22%	6.39%	6.67%
CRISIL Medium to Long Duration Debt A-III Index [#]	7.77%	7.89%	7.80%	7.28%	7.11%	6.57%	7.80%	8.38%
CRISIL 10 Year Gilt Index ^{###}	6.39%	6.53%	6.61%	6.33%	6.46%	6.35%	8.52%	9.52%
Inception Date	19-Sep-02							

CANARA ROBECO SAVINGS FUND

Fund Manager: Mr. Kunal Jain & Mr. Avnish Jain

	Since Inception	15 YR	10 yr	7 yr	5 yr	3 yr	1 yr
Total Amt invested	2390000	1800000	1200000	840000	600000	360000	120000
Market Value	5125539	3083304	1648371	1038583	698380	399620	124550
Scheme Returns	7.10%	6.82%	6.18%	5.97%	6.00%	6.89%	7.08%
CRISIL Low Duration Debt A-I Index [#]	7.24%	7.22%	6.64%	6.43%	6.42%	7.23%	7.39%
CRISIL 1yr T Bill Index ^{##}	6.29%	6.37%	6.07%	5.98%	6.09%	7.03%	7.35%
Inception Date	04-Mar-05						

CANARA ROBECO DYNAMIC BOND FUND

Fund Manager: Mr. Kunal Jain & Mr. Avnish Jain

	Since Inception	15 YR	10 yr	7 yr	5 yr	3 yr	1 yr
Total Amt invested	1890000	1800000	1200000	840000	600000	360000	120000
Market Value	3287302	3033603	1610060	1022840	686314	397023	123987
Scheme Returns	6.66%	6.62%	5.73%	5.54%	5.31%	6.45%	6.20%
CRISIL Dynamic Bond A-III Index [#]	7.83%	7.82%	7.24%	7.10%	6.59%	7.82%	8.27%
CRISIL 10 Year Gilt Index ^{###}	6.58%	6.61%	6.33%	6.46%	6.35%	8.52%	9.52%
Inception Date	29-May-09						

1. Investment date is taken to be 1st of the month or next business day if 1st is a holiday and investment of ₹ 10000 is taken. Returns are as on 31-January-2025 and are based on XIRR approach. 2. The calculations are based on the regular growth plan NAVs. 3. NA : Not Applicable as Benchmark index data not available for the period 4. Past performance may or may not be sustained in the future. Scheme Benchmark[#], Additional benchmark^{###}

SIP RETURNS

(as on January 31, 2025)

DEBT SCHEMES

CANARA ROBECO ULTRA SHORT TERM FUND

Fund Manager: Mr. Kunal Jain & Mr. Avnish Jain

	Since Inception	15 YR	10 yr	7 yr	5 yr	3 yr	1 yr
Total Amt invested	1990000	1800000	1200000	840000	600000	360000	120000
Market Value	3445400	2912917	1581844	1013747	689258	396550	124246
Scheme Returns	6.27%	6.12%	5.39%	5.29%	5.48%	6.37%	6.61%
CRISIL Ultra Short Duration Debt A-I Index [#]	7.12%	7.04%	6.49%	6.35%	6.48%	7.30%	7.39%
CRISIL 1yr T Bill Index ^{##}	6.34%	6.37%	6.07%	5.98%	6.09%	7.03%	7.35%
Inception Date	16-Sept-03						

CANARA ROBECO CORPORATE BOND FUND

Fund Manager: Mr. Avnish Jain & Ms. Suman Prasad

	Since Inception	10 yr	7 yr	5 yr	3 yr	1 yr
Total Amt invested	1320000	1200000	840000	600000	360000	120000
Market Value	1884741	1644525	1037540	692229	397546	124566
Scheme Returns	6.28%	6.46%	5.94%	5.65%	6.54%	7.11%
CRISIL Corporate Debt A-II Index [#]	7.34%	7.14%	6.74%	6.39%	7.22%	7.62%
CRISIL 10 Year Gilt Index ^{##}	6.50%	6.33%	6.46%	6.35%	8.52%	9.52%
Inception Date	07-Feb-14					

CANARA ROBECO SHORT DURATION FUND

Fund Manager: Ms. Suman Prasad & Mr. Avnish Jain

	Since Inception	10 yr	7 yr	5 yr	3 yr	1 yr
Total Amt invested	1660000	1200000	840000	600000	360000	120000
Market Value	2626617	1638923	1032933	691618	397450	124552
Scheme Returns	6.35%	6.07%	5.81%	5.62%	6.52%	7.09%
CRISIL Short Duration Debt A-II Index [#]	7.28%	6.83%	6.60%	6.37%	7.26%	7.70%
CRISIL 10 Year Gilt Index ^{##}	6.63%	6.33%	6.46%	6.35%	8.52%	9.52%
Inception Date	25-Apr-11					

As per the provisions of SEBI circular dated April 12, 2018 (Performance disclosure post consolidation/ Merger of Schemes), the past performance of aforesaid scheme is based on the historical NAV of Canara Robeco Short Duration Fund (erstwhile Canara Robeco Yield Advantage Fund) and hence may not be comparable.

CANARA ROBECO BANKING AND PSU DEBT FUND

Fund Manager: Ms. Suman Prasad & Mr. Avnish Jain

	Since Inception	1 yr
Total Amt invested	300000	120000
Market Value	327853	124697
Scheme Returns	7.02%	7.32%
CRISIL Banking & PSU Debt Index [#]	7.23%	7.22%
CRISIL 10 Year Gilt Index ^{##}	8.94%	9.52%
Inception Date	22-Aug-22	

The scheme has been in existence for more than 1 year but less than 3 years

1. Investment date is taken to be 1st of the month or next business day if 1st is a holiday and investment of ₹ 10000 is taken. Returns are as on 31-January-2025 and are based on XIRR approach. 2. The calculations are based on the regular growth plan NAVs. 3. NA : Not Applicable as Benchmark index data not available for the period 4. Past performance may or may not be sustained in the future. Scheme Benchmark[#], Additional benchmark^{##}

Income Distribution cum Capital Withdrawal (IDCW) - Payout/Reinvestment

Canara Robeco Flexicap Fund

Date of declaration (Record Date)	IDCW Distribution per unit*	NAV as on the date of declaration
Regular IDCW - Payout/Reinvestment		
28.10.2022	0.45	45.72
27.10.2023	2.56	46.87
25.10.2024	3.28	59.78
Direct IDCW - Payout/Reinvestment		
27.10.2023	3.81	69.86
25.10.2024	4.94	90.11

Canara Robeco Equity Hybrid Fund

Date of declaration (Record Date)	IDCW Distribution per unit*	NAV as on the date of declaration
Regular Monthly IDCW - Payout/Reinvestment		
30.08.2024	0.76	105.19
27.09.2024	0.78	107.39
25.10.2024	0.77	101.13
29.11.2024	0.73	101.45
27.12.2024	0.76	99.46
31.01.2025	0.71	95.81
Direct Monthly IDCW - Payout/Reinvestment		
30.08.2024	0.60	137.52
27.09.2024	0.60	140.94
25.10.2024	0.60	133.25
29.11.2024	0.60	134.16
27.12.2024	0.60	132.05
31.01.2025	0.60	127.69

Canara Robeco Consumer Trends Fund

Date of declaration (Record Date)	IDCW Distribution per unit*	NAV as on the date of declaration
Regular IDCW - Payout/Reinvestment		
30.07.2021	1.90	29.54
29.07.2022	0.31	32.61
28.07.2023	1.90	36.2
26.07.2024	0.48	49.32
Direct IDCW - Payout/Reinvestment		
28.07.2023	3.38	64.5
26.07.2024	0.87	88.99

Canara Robeco Infrastructure

Date of declaration (Record Date)	IDCW Distribution per unit*	NAV as on the date of declaration
Regular IDCW - Payout/Reinvestment		
27.08.2021	2.00	31.07
26.08.2022	0.37	37.28
25.08.2023	2.16	41.34
30.08.2024	3.43	66.53
Direct IDCW - Payout/Reinvestment		
26.08.2022	0.49	50.33
25.08.2023	2.95	56.46
30.08.2024	4.74	92

Canara Robeco ELSS Tax Saver

Date of declaration (Record Date)	IDCW Distribution per unit*	NAV as on the date of declaration
Regular IDCW - Payout/Reinvestment		
24.02.2023	0.18	35.41
24.11.2023	1.02	40.49
23.02.2024	1.12	44.31
29.11.2024	1.25	50.13
Direct IDCW - Payout/Reinvestment		
24.11.2023	1.62	64.35
23.02.2024	1.79	70.63
29.11.2024	2.00	80.62

Canara Robeco Emerging Equities

Date of declaration (Record Date)	IDCW Distribution per unit*	NAV as on the date of declaration
Regular IDCW - Payout/Reinvestment		
27.11.2020	2.90	47.51
26.11.2021	5.65	60.83
25.11.2022	0.63	62.64
24.11.2023	3.45	66.75
29.11.2024	4.36	86.34
Direct IDCW - Payout/Reinvestment		
25.11.2022	0.93	92.69
24.11.2023	5.16	99.84
29.11.2024	6.58	130.49

Canara Robeco Income Fund

Date of declaration (Record Date)	IDCW Distribution per unit*	NAV as on the date of declaration
Regular Quarterly IDCW - Payout/Reinvestment		
30.09.2022	0.15	14.3664
30.12.2022	0.15	14.4388
31.03.2023	0.18	14.4777
30.06.2023	0.18	14.543
29.09.2023	0.18	14.4748
29.12.2023	0.18	14.5155
28.03.2024	0.19	14.6561
28.06.2024	0.19	14.7202
27.09.2024	0.19	14.9188
27.12.2024	0.19	14.81
Direct Quarterly IDCW - Payout/Reinvestment		
30.09.2022	0.16	15.8589
30.12.2022	0.16	15.9891
31.03.2023	0.20	16.0765
30.06.2023	0.21	16.1828
29.09.2023	0.20	16.1522
29.12.2023	0.21	16.2342
28.03.2024	0.21	16.4389
28.06.2024	0.21	16.5606
27.09.2024	0.21	16.8364
27.12.2024	0.21	16.7684

Canara Robeco Conservative Hybrid Fund

(Monthly IDCW Option)

Date of declaration (Record Date)	IDCW Distribution per unit*	NAV as on the date of declaration
Regular Monthly IDCW - Payout/Reinvestment		
25.01.2024	0.10	13.2226
23.02.2024	0.10	13.3269
28.03.2024	0.10	13.2549
26.04.2024	0.10	13.2516
31.05.2024	0.10	13.2993
28.06.2024	0.10	13.486
26.07.2024	0.10	13.5834
30.08.2024	0.10	13.6548
27.09.2024	0.10	13.7808
25.10.2024	0.10	13.4975
29.11.2024	0.10	13.5213
27.12.2024	0.10	13.4204
31.01.2025	0.10	13.1861
Direct Monthly IDCW - Payout/Reinvestment		
25.01.2024	0.10	15.9713
23.02.2024	0.10	16.1335
28.03.2024	0.10	16.0857
26.04.2024	0.10	16.1178
31.05.2024	0.10	16.2157
28.06.2024	0.10	16.4803
26.07.2024	0.10	16.6368
30.08.2024	0.10	16.7663
27.09.2024	0.10	16.9591
25.10.2024	0.10	16.6484
29.11.2024	0.10	16.7196
27.12.2024	0.10	16.6327
31.01.2025	0.10	16.3839
Regular Quarterly IDCW - Payout/Reinvestment		
29.09.2023	0.24	13.4801
29.12.2023	0.24	13.7036
28.03.2024	0.24	13.7086
28.06.2024	0.25	14.0134
27.09.2024	0.25	14.3863
27.12.2024	0.25	14.0741
Direct Quarterly IDCW - Payout/Reinvestment		
29.09.2023	0.28	15.6906
29.12.2023	0.28	15.9992
28.03.2024	0.29	16.0421
28.06.2024	0.29	16.4503
27.09.2024	0.30	16.9319
27.12.2024	0.30	16.6066

Canara Robeco Banking and PSU Debt Fund

Date of declaration (Record Date)	IDCW Distribution per unit*	NAV as on the date of declaration
Regular IDCW - Payout/Reinvestment		
28.06.2024	0.26	10.3696
27.12.2024	0.27	10.4848
Direct IDCW - Payout/Reinvestment		
28.06.2024	0.27	10.4196
27.12.2024	0.27	10.5564

* On face value of ₹10. ● For Daily, Weekly & Monthly IDCW history of Canara Robeco Liquid Fund, Canara Robeco Ultra Short Term Fund & Canara Robeco Savings Fund

Visit : www.canararobeco.com. ● The IDCW amount is before tax calculation.

Past performance may or may not be sustained in the future. Pursuant to payment of IDCW, the NAV of the IDCW option of the scheme would fall to the extent of payout and statutory levy (if applicable).

Income Distribution cum Capital Withdrawal (IDCW) - Payout/Reinvestment

Canara Robeco Short Duration Fund

Date of declaration (Record Date)	IDCW Distribution per unit*	NAV as on the date of declaration
Regular Monthly IDCW - Payout/Reinvestment		
30.08.2024	0.06	15.3264
27.09.2024	0.06	15.3744
25.10.2024	0.06	15.3768
29.11.2024	0.06	15.4107
27.12.2024	0.06	15.4018
31.01.2025	0.06	15.4615
Direct Monthly IDCW - Payout/Reinvestment		
30.08.2024	0.06	17.5039
27.09.2024	0.06	17.5755
25.10.2024	0.06	17.5952
29.11.2024	0.06	17.6528
27.12.2024	0.06	17.6593
31.01.2025	0.06	17.7465
Regular Quarterly IDCW - Payout/Reinvestment		
28.03.2024	0.19	14.9169
28.06.2024	0.19	14.9652
27.09.2024	0.19	15.0928
27.12.2024	0.19	15.1071
Direct Quarterly IDCW - Payout/Reinvestment		
28.03.2024	0.21	16.4693
28.06.2024	0.21	16.5476
27.09.2024	0.21	16.7146
27.12.2024	0.21	16.7562

Canara Robeco Multi Cap Fund

Date of declaration (Record Date)	IDCW Distribution per unit*	NAV as on the date of declaration
Regular IDCW - Payout/Reinvestment		
26.07.2024	0.14	13.99
Direct IDCW - Payout/Reinvestment		
26.07.2024	0.14	14.2

Canara Robeco Focused Equity Fund

Date of declaration (Record Date)	IDCW Distribution per unit*	NAV as on the date of declaration
Regular IDCW - Payout/Reinvestment		
26.07.2024	0.17	17.46
Direct IDCW - Payout/Reinvestment		
26.07.2024	0.18	18.46

Canara Robeco Small Cap Fund

Date of declaration (Record Date)	IDCW Distribution per unit*	NAV as on the date of declaration
Regular IDCW - Payout/Reinvestment		
26.08.2022	0.23	22.9
30.08.2024	1.12	37.04
Direct IDCW - Payout/Reinvestment		
30.08.2024	1.24	40.97

Canara Robeco Dynamic Bond Fund

Date of declaration (Record Date)	IDCW Distribution per unit*	NAV as on the date of declaration
Regular IDCW - Payout/Reinvestment		
27.12.2019	0.45	13.6044
26.06.2020	0.45	14.0712
24.12.2020	0.42	14.0022
25.06.2021	0.35	13.6606
31.12.2021	0.35	13.4939
24.06.2022	0.27	13.1468
30.12.2022	0.27	13.2808
30.06.2023	0.34	13.3771
29.12.2023	0.34	13.3447
28.06.2024	0.35	13.5789
27.12.2024	0.35	13.6191
Direct IDCW - Payout/Reinvestment		
27.12.2019	0.45	14.2958
26.06.2020	0.45	14.8653
24.12.2020	0.45	14.8495
25.06.2021	0.35	14.5799
31.12.2021	0.35	14.506
24.06.2022	0.29	14.2043
30.12.2022	0.29	14.4302
30.06.2023	0.37	14.6091
29.12.2023	0.37	14.6532
28.06.2024	0.38	14.9915
27.12.2024	0.39	15.1118

Canara Robeco Corporate Bond Fund

Date of declaration (Record Date)	IDCW Distribution per unit*	NAV as on the date of declaration
Regular IDCW - Payout/Reinvestment		
27.11.2020	0.35	11.7678
28.05.2021	0.30	11.6304
26.11.2021	0.30	11.5087
27.05.2022	0.23	11.3125
25.11.2022	0.23	11.3367
26.05.2023	0.29	11.4343
24.11.2023	0.58	11.1136
31.05.2024	0.29	11.2489
29.11.2024	0.29	11.3867
Direct IDCW - Payout/Reinvestment		
27.11.2020	0.35	12.2184
28.05.2021	0.30	12.1238
26.11.2021	0.30	12.0484
27.05.2022	0.24	11.8809
25.11.2022	0.24	11.9473
26.05.2023	0.31	12.084
24.11.2023	0.62	11.7778
31.05.2024	0.31	11.9573
29.11.2024	0.31	12.1389

Canara Robeco Gilt Fund

Date of declaration (Record Date)	IDCW Distribution per unit*	NAV as on the date of declaration
Regular IDCW - Payout/Reinvestment		
24.12.2020	0.45	15.1544
25.06.2021	0.40	14.8103
31.12.2021	0.40	14.6682
24.06.2022	0.29	14.2586
30.12.2022	0.29	14.4175
30.06.2023	0.37	14.5802
29.12.2023	0.37	14.6007
28.06.2024	0.38	14.9262
27.12.2024	0.39	15.048
Direct IDCW - Payout/Reinvestment		
24.12.2020	0.47	15.9554
25.06.2021	0.40	15.6738
31.12.2021	0.40	15.604
24.06.2022	0.31	15.2119
30.12.2022	0.31	15.4387
30.06.2023	0.40	15.664
29.12.2023	0.40	15.7419
28.06.2024	0.41	16.151
27.12.2024	0.42	16.3448

Canara Robeco Value Fund

Date of declaration (Record Date)	IDCW Distribution per unit*	NAV as on the date of declaration
Regular IDCW - Payout/Reinvestment		
26.07.2024	0.18	18.32
Direct IDCW - Payout/Reinvestment		
26.07.2024	0.19	19.2

Canara Robeco Mid Cap Fund

Date of declaration (Record Date)	IDCW Distribution per unit*	NAV as on the date of declaration
Regular IDCW - Payout/Reinvestment		
27.12.2024	0.52	16.02
Direct IDCW - Payout/Reinvestment		
27.12.2024	0.53	16.54

Canara Robeco Blue Chip Equity Fund

Date of declaration (Record Date)	IDCW Distribution per unit*	NAV as on the date of declaration
Regular IDCW - Payout/Reinvestment		
26.11.2021	2.00	21.03
25.11.2022	0.22	21.86
29.11.2024	1.52	29.65
Direct IDCW - Payout/Reinvestment		
26.11.2021	1.40	36.55
25.11.2022	0.39	38.6
29.11.2024	2.74	53.66

* On face value of ₹10. ● For Daily, Weekly & Monthly IDCW history of Canara Robeco Liquid Fund, Canara Robeco Ultra Short Term Fund & Canara Robeco Savings Fund Visit : www.canararobeco.com. ● The IDCW amount is before tax calculation.

Past performance may or may not be sustained in the future. Pursuant to payment of IDCW, the NAV of the IDCW option of the scheme would fall to the extent of payout and statutory levy (if applicable).

HOW TO READ A FACTSHEET

Fund Manager

An employee of the asset management company who manages investments of the scheme. He is usually part of a larger team of fund managers and research analysts.

Minimum Application Amount for Fresh Subscription

This is the minimum investment amount for a new investor in a mutual fund scheme

Application Amount for Fresh Subscription

This is the minimum investment amount for a new investor in a mutual fund scheme.

Minimum Additional Amount

This is the minimum investment amount for an existing investor in a mutual fund scheme.

Yield to Maturity

The Yield to Maturity or the YTM is the rate of return anticipated on a bond if held until Maturity. YTM is expressed as an annual rate. The YTM factors in the bond's current market price, par value, coupon interest rate and time to maturity.

SIP

SIP or systematic investment plan works on the principle of making periodic investments of a fixed sum. It works similar to a recurring bank deposit. For instance, an investor may opt for an SIP that invests Rs. 500 every 15th of the month in an equity fund for a period of three years.

NAV

The NAV or the net asset value is the total asset value per unit of the mutual fund after deducting all related and permissible expenses. The NAV is calculated at the end of every business day. It is the value at which the investor enters or exits the mutual fund.

Benchmark

A group of securities, usually a market index, whose performance is used as a standard or benchmark to measure investment performance of mutual funds, among other investments. Some typical benchmarks include the Nifty, Sensex, BSE200, BSE500, 10 –Year Gsec.

Entry Load

A mutual fund may have a sales charge or load at the time of entry and/or exit to compensate the distributor/agent.

Entry load is charged at the time an investor purchases the units of a mutual fund. The entry load is added to the prevailing NAV at the time of investment. For instance, if the NAV is Rs. 100 and the exit load is 1%, the investor will enter the fund at Rs. 101.

Exit Load

Exit load is charged at the time an investor redeems the units of mutual fund. The exit load is reduced from the prevailing NAV at the time of redemption. The investor will receive redemption proceed at net value of NAV less Exit Load. For instance if the NAV is Rs. 100 and the exit load is 1% the investor will receive Rs. 99

Modified Duration

Modified duration is the price sensitivity and the percentage change in price for a unit changes in yield.

Standard Deviation

Standard Deviation is a statistical measure of the range of an investment's performance. When a mutual fund has a high standard deviation, it means its range of performance is wide, implying greater volatility.

Sharpe Ratio

The Sharpe Ratio, named after its founder, the Nobel Laureate William Sharpe, is a measure of risk-adjusted returns. It is calculated using standard deviation and excess return to determine reward per unit or risk.

Beta

Beta is a measure of an investment's volatility vis-à-vis the market. Beta of less than 1 means that the security will be less volatile than the market. A beta of greater than 1 implies that the security's price will be more volatile than the market.

AUM

AUM or assets under management refers to recent / updated cumulative market value of investments of a scheme managed by the mutual fund.

Holdings

The holdings or the portfolio is a mutual fund's latest or updated reported statement of investments/securities. These are usually displayed in terms of percentage to net assets or the rupee value or both. The objective is to give investors an idea of where their money is being invested by the fund manager.

Nature of Scheme

The investment objective and underlying investments determine the nature of the mutual fund scheme. For instance, a mutual fund that aims at generating capital appreciation by investing in stock markets is an equity fund or growth fund. Likewise, a mutual fund that aims at capital preservation by investing in debt markets is a debt fund or income fund. Each of these categories may have sub-categories.

Rating Profile

Mutual funds invest in securities after evaluating their creditworthiness as disclosed by the ratings. A depiction of the mutual fund in various investments based on their ratings becomes the rating profile of the fund. Typically, this is a feature of debt funds.

DEFINITIONS

(as on January 31, 2025)

Total Expense Ratio

Expressed as an annualized percentage, it is the ratio of all the expenses of the fund to the total assets of the fund and includes the fund management fees paid to the asset management company for managing the fund's assets.

Sharp Ratio

The Sharpe Ratio, named after its founder, the Nobel Laureate William Sharpe, is a measure of risk-adjusted returns. It is calculated using standard deviation and excess return to determine reward per unit or risk.

Beta Ratio

Beta is a measure of an investment's volatility vis-à-vis the market. Beta of less than 1 means that the security will be less volatile than the market. A beta of greater than 1 implies that the security's price will be more volatile than the market.

Portfolio Turnover Ratio

It is a measure of how often assets within a fund are churned.

Modified Duration

Modified duration is the price sensitivity and the percentage change in price for a unit changes in yield.

Average Maturity

It is the weighted average of residual maturity of debt securities in a fund portfolio

Portfolio Yield

Weighted Average valuation yield of the assets

Standard Deviation

Standard Deviation is a statistical measure of the range of an investment's performance. When a mutual fund has a high standard deviation, it means its range of performance is wide, implying greater volatility.

Risk Free Return

It represents the rate of return an investor could have earned by investing in a security which is believed to have zero investment risk over the specified period of time.

Tracking Error

Tracking error is a measure of how closely is a scheme able to imitate the index to which it is benchmarked. It is the standard deviation of the difference between the scheme and index returns.

R-Squared

It is a statistical measure of how closely the portfolio returns are correlated with its benchmark.

TRI

Total Return Index (TRI) is an index that measures the performance of a group of components by assuming that all cash distributions are reinvested, in addition to tracking the components' price movement. It takes into account all dividends/ interest payments that are generated from the basket of constituents that make up the index in addition to the capital gains and considered as an appropriate measure of performance.

DISCLAIMERS

(as on January 31, 2025)

Disclaimer :

The information used towards formulating the outlook have been obtained from sources published by third parties. While such publications are believed to be reliable, the opinions expressed in this document are of personal nature and does not constitute the views of Canara Robeco Asset Management. It is hereby expressly stated that, neither the AMC, its officers, the trustees, the Fund or any of their affiliates or representatives assume any responsibility for the accuracy of such information or the views thereof. The above is only for information purpose and do not constitute any guidelines or recommendation on any course of action to be followed by the reader. Recipients of this communication should rely on information/data arising out of their own investigations. Readers are advised to seek independent professional advice, verify the contents, and arrive at an informed investment decision before making any investments. Investor shall note that there is no assurance or guarantee that the investment objective of the scheme will be achieved. The Sector/stocks/securities mentioned in above do not constitute as any research report / recommendation and the fund may or may not have future position in these sector/ stocks/ securities. Past performance may or may not sustain in future. Further, CRMF, its Sponsors, its Trustees, CRAMC, its employees, officer, Directors, etc. assume no financial liability whatsoever to the user of this document. This document is for general information purposes only and should not be construed as solicitation to invest in the Mutual Fund schemes.

Note :

Risk ratios calculated for schemes having minimum three year performance

Risk Free Rate of Return : 6.65% (MIBOR as of January 31, 2025)

For the calculation of risk ratios monthly absolute returns calculated at monthly frequency are used

BRANCH OFFICES : Visit: www.canararobeco.com

AHMEDABAD ● BANGALORE ● BHUBANESWAR ● CHANDIGARH ● CHENNAI ● GOA ● GUWAHATI ● HYDERABAD ● INDORE ● JAIPUR ● KOCHI ● KOLKATA ● KANPUR ● LUCKNOW ● MANGALORE ● MUMBAI ● NEW DELHI ● NAGPUR ● NASIK ● PUNE ● PATNA ● SURAT ● VADODARA

Note: The disclosures relating to portfolio Turn over Ratio (for equity segment) is based on the aggregate market value of equity as on 31.01.2025. The disclosures of average maturity period relates to the debt component of the portfolio as on 31.01.2025.

Unclaimed Dividends : Those Investors who have not received/encashed the Dividends distributed by the Schemes, may write to respective registrar, duly furnishing the Name of the Scheme, Folio No. and Details of the Dividends not received.

Mutual Fund investments are subject to market risks, read all scheme related documents carefully.

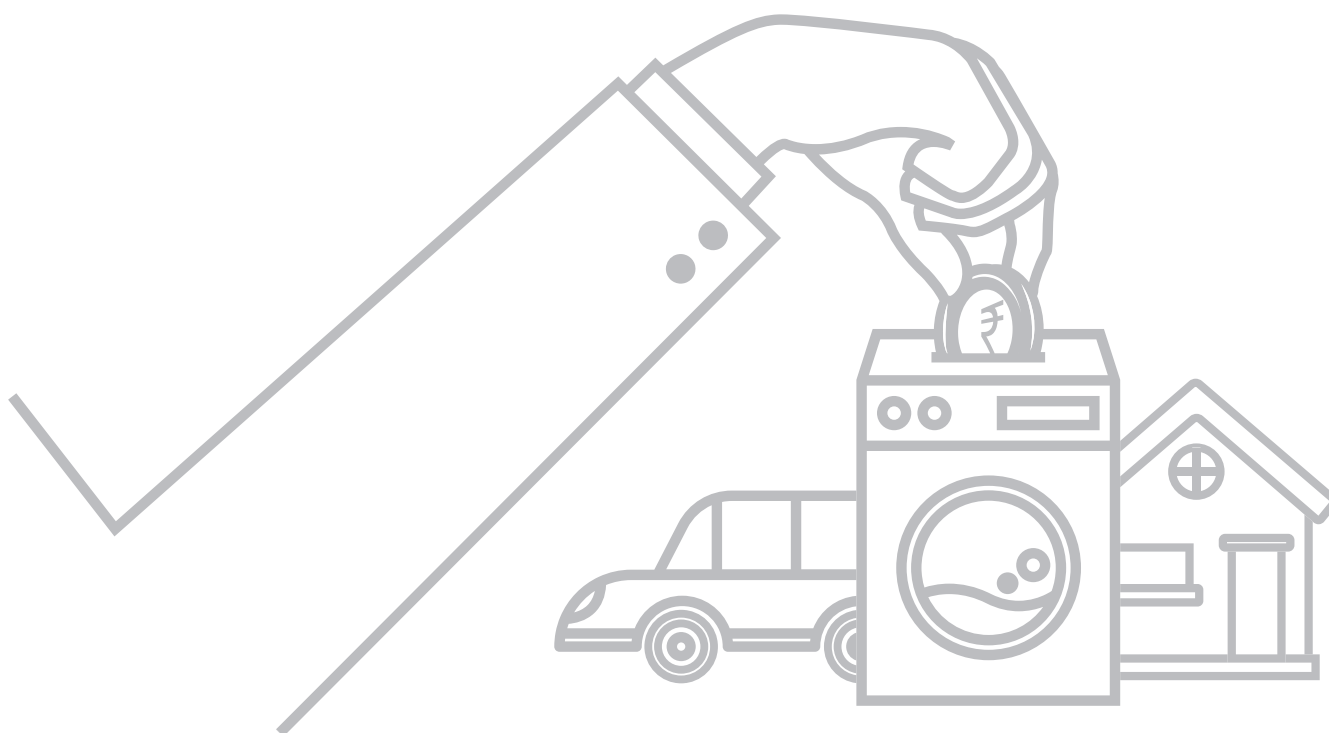
WHEN YOU INVEST IN THE THINGS YOU LOVE, IT ALWAYS COMES BACK TO YOU.

Choose a fund that banks on smart consumer decisions.

CANARA ROBECO Consumer Trends Fund

(Thematic - Consumption & Finance Theme : An open-ended equity scheme following the consumption and financial theme)

This fund takes exposure in companies which directly or indirectly depend on consumption demand in India it also looks for opportunities to invest in companies which benefit from aspirational consumption and financial penetration themes.

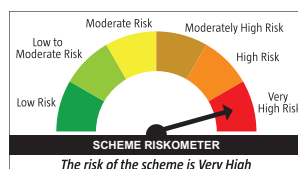


To know more, please contact your financial advisor or visit www.canararobeco.com

This product is suitable for investors who are seeking*

- Capital appreciation over long term
- Investing in equity and equity related securities of companies following the Consumption and Financial Theme

*Investors should consult their financial advisors if in doubt about whether the product is suitable for them.



CANARA ROBECO
Mutual Fund

Mutual Fund investments are subject to market risks, read all scheme related documents carefully.