



FACTSHEET

May 31, 2023

Index

MARKETS & BEYOND

ECONOMIC INDICATORS	03
EQUITY MARKET REVIEW	04
DEBT MARKET REVIEW	05
SNAPSHOT OF EQUITY SCHEMES / DEBT SCHEMES / HYBRID & OTHER SCHEMES	06

ABOUT FEW SCHEMES OF CANARA ROBECO MUTUAL FUND

CANARA ROBECO FLEXICAP FUND (CRFCF)	07
CANARA ROBECO BLUE CHIP EQUITY FUND (CRBCEF)	08
CANARA ROBECO EMERGING EQUITIES (CREE)	09
CANARA ROBECO SMALL CAP FUND (CRSCF)	10
CANARA ROBECO INFRASTRUCTURE (CRI)	11
CANARA ROBECO CONSUMER TRENDS FUND (CRCTF)	12
CANARA ROBECO EQUITY TAX SAVER FUND (CRETFS)	13
CANARA ROBECO FOCUSED EQUITY FUND (CRFEF)	14
CANARA ROBECO VALUE FUND (CRVF)	15
CANARA ROBECO MID CAP FUND (CRMCF)	16
CANARA ROBECO OVERNIGHT FUND (CROF)	17
CANARA ROBECO LIQUID FUND (CRL)	18
CANARA ROBECO ULTRA SHORT TERM FUND (CRUSTF)	19
CANARA ROBECO SAVINGS FUND (CRSF)	20
CANARA ROBECO SHORT DURATION FUND (CRSDF)	21
CANARA ROBECO INCOME FUND (CRINC)	22
CANARA ROBECO DYNAMIC BOND FUND (CRDBF)	23
CANARA ROBECO CORPORATE BOND FUND (CRCBF)	24
CANARA ROBECO GILT FUND (CRGILT)	25
CANARA ROBECO BANKING AND PSU DEBT FUND (CRBPDF)	26
CANARA ROBECO CONSERVATIVE HYBRID FUND (CRCHF)	27
CANARA ROBECO EQUITY HYBRID FUND (CREHF)	28

PERFORMANCE

PERFORMANCE AT A GLANCE	29
-------------------------------	----

SCHEME PERFORMANCE - FUND MANAGER WISE

SCHEME PERFORMANCE - FUND MANAGER WISE	34
--	----

SIP RETURNS

SIP RETURNS	37
-------------------	----

INCOME DISTRIBUTION CUM CAPITAL WITHDRAWAL (IDCW) - PAYOUT/REINVESTMENT

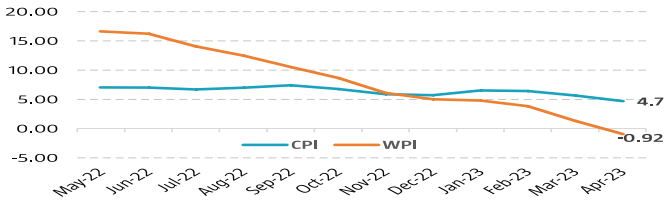
Income Distribution cum Capital Withdrawal (IDCW) - Payout/Reinvestment	41
---	----

HOW TO READ A FACTSHEET / DEFINITION / DISCLAIMERS

HOW TO READ A FACTSHEET / DEFINITIONS / DISCLAIMERS	43
---	----

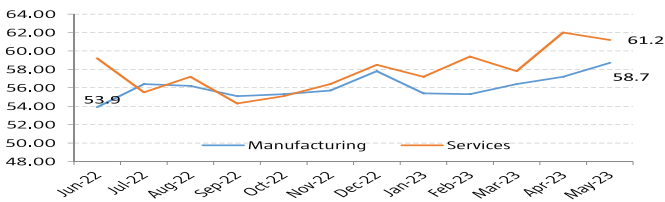
Inflation in India (%)

Consumer Price Index (CPI) decreased to 18 months low, 4.7% in Apr'23 from 5.66% in Mar'23, largely due to base effect and decrease in prices of vegetables, oils, meat and fish, and lowered inflation of other food items. Retail inflation is below the Reserve Bank of India's upper tolerance level of 6%. Wholesale Price Index (WPI) cools down to 34 months low of -0.92% in Apr'23 from 1.34% in Mar'23, primarily contributed by fall in the prices of manufactured items and fuel and power. This is the 11th straight month of decline in WPI-based inflation.



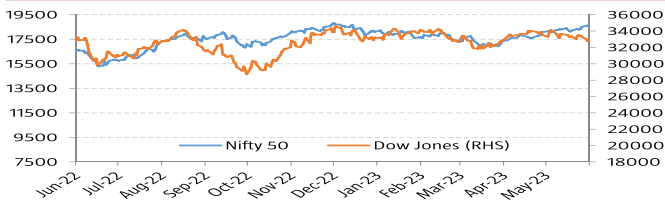
Indian Business Indicators - Purchasing Managers' Index (PMI)

S&P Global India Manufacturing Purchasing Managers' Index (PMI) grew to 31 months high of 58.7 in May'23 from 57.2 in Apr'23 attributed to robust and quicker expansion in new orders. The sector also benefitted from relatively mild price pressures, better international sales and improving supply-chain conditions in May'23. PMI Services marginally declined to 61.2 in May'23 from 62 in Apr'23 supported by the sustained growth of new business in the face of positive demand trends. The reading remains in the expansion zone as a print above 50 means expansion while a score below 50 denotes contraction.



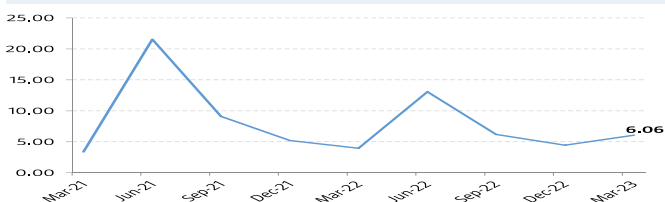
Equity Markets - India & US

Bellwether indices, Nifty 50 and S&P BSE Sensex increased significantly during the month by 2.60% and 2.47% respectively on m-o-m basis majorly supported by strong corporate earnings season as well as RBI pausing consecutive rate hikes. Domestic retail inflation is below the Reserve Bank of India's upper tolerance level of 6% in Apr'23 also added to positive sentiments in the markets. Goods and Services Tax (GST) collection stood at ₹ 1.57 lakh crore in May'23, highest ever, which is 12% more than the corresponding period of last year. Foreign Institutional Investors (FIIs) were net buyers in Indian equities to the tune of ₹ 43,838.15 crores this month. Dow Jones increased by -3.49% from previous month.



India GDP Growth Rate

India's GDP growth hit it out of the park with 6.06% for Q4 FY23 vs 4.46% for Q3 FY23. Real GDP growth for the full year FY23 (Apr'22 to Mar'23) came in at 7.2% y-o-y. This GDP growth came in much higher than expected as Agriculture growth was extremely strong, growing 5.5% y-o-y. The disruption caused by the unseasonal rains at end-March may show up in the next quarter. Manufacturing grew faster than the industrial production data. Construction activity rose quickly. This also links up well with the impressive rise in fixed investment. We attribute much of this to central and state government capex picking up in the March quarter. Finally, exports were buoyant, led more by services than goods. In fact, the percentage point contribution of net exports to GDP growth came in at a positive 1.4ppts.

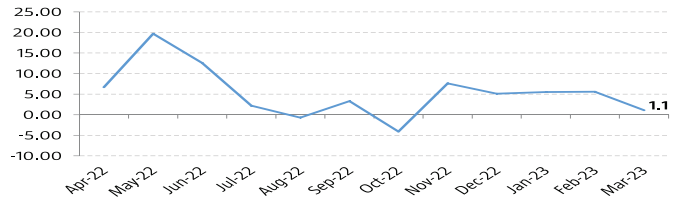


Note: The data/statistics are given to explain general market trends, it should not be construed as any research report/research recommendation. The sector(s) mentioned are for the purpose of understanding only and the Fund may or may not have any future position in these sector(s).

Source: Bloomberg

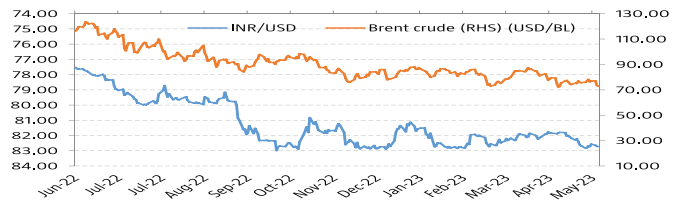
Index of Industrial Production (%)

Index of Industrial Production (IIP) declined to 5 months low of 1.1% in Mar'23 from 5.6% in Feb'23 primarily owing to poor performance of the power and manufacturing sectors. Power sector declined by 1.6% whereas manufacturing sector and mining sector grew by 0.5% and 6.8% respectively.



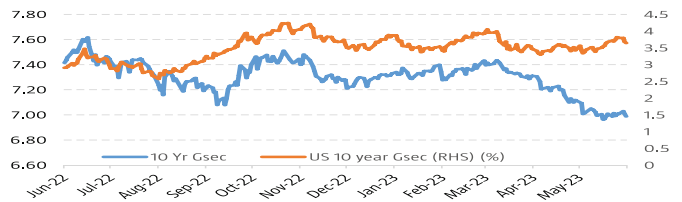
USD INR & Brent Crude Movement

Brent crude oil stood at ~US\$ 72.66 as concerns over turmoil in the international banking sector and uncertainty over interest rates hit the demand outlook of the commodity across the world. The Rupee closed the month on 82.73 against Greenback as on May'23.



Interest Rate Movement (%) - India & US

Yield on the 10-Year benchmark paper decreased slightly, closing at 6.99% on May'23 vs 7.119% on Apr'23 following Reserve Bank of India's (RBI) kept policy rates on hold in the first monetary policy review of FY24. Yields fell further after the RBI Governor said that countries holding excess rupees in their vostro accounts in India can invest the surplus in government securities and Treasury bills. U.S. Federal Reserve hinted at ending the rate hike cycle soon which also led to declined in bond yields. 10-year U.S. Treasury bond closed higher at 3.64% on May'23 vs 3.422% on Apr'23.



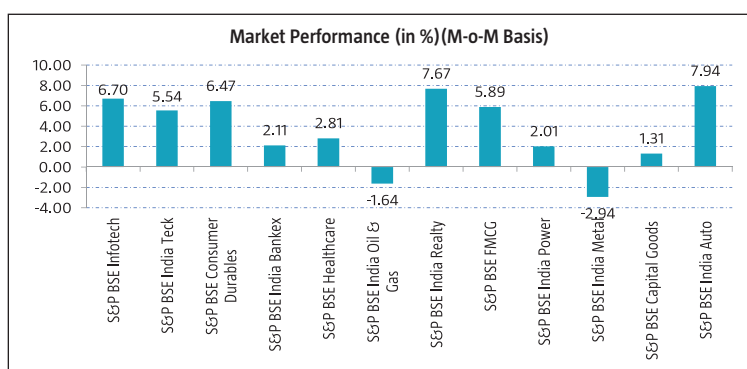
Equity Market Review



Mr. Shridatta Bhandwadar
Head - Equities

Equity Market Update

- ▶ In the month of May'23, equity markets surged significantly with Nifty 50 rising by 2.60% on m-o-m basis fuelled by upbeat corporate earning numbers for the quarter ended Mar 2023 and favourable domestic macroeconomic data and strong buying by foreign institutional investors for the month ended May'23.
- ▶ Foreign Institutional Investors (FIIs) were net buyers in Indian equities to the tune of ₹ 43,838.15 crores
- ▶ Goods and Services Tax (GST) shows highest ever collection of ₹ 1.57 lakh crore for May'23, which is 12% more than the corresponding period of last year and this points towards the growing trajectory of the Indian economy.
- ▶ Though during the month, gains were neutralized as market participants preferred to book profits. Government Data showed that the India's Eight Core Industries growth moderated to 6-month low of 3.5% in Apr'23.
- ▶ Though at the end of the month, markets were resilient with the help from cooling off global inflationary pressures and buoyancy in domestic macro indicators. Climate expert also suggest the 2023 monsoon may be normal. India's economy sees significant growth and merrier-than-estimates as GDP growth is at 6.1% in Q4FY23 compared to 4.4% growth rate witnessed in Q3FY23. Gains were also boosted by a decline in oil prices on the world markets and a reduction in anxiety about the U.S. debt ceiling.
- ▶ Globally, US equity markets went south by 3.49% as there was uncertainty over the interest rate outlook and U.S. consumer sentiment and initial jobless claims rose more than expected. European Equity fell after data showed that Germany's economy fell into recession in the first quarter of this year and Bank of England's decision to raise its benchmark interest rate by 25 bps. Asian equity markets closed on a mixed note as fears of a resurgence in China-U.S. trade tension weighed on the market sentiment and concerns over weak domestic demand in China.



Note: The past performance may or may not be sustained in the future.

Source: MFI Explorer, ICRA Analytics Ltd.

Equity Market Outlook

Global environment remains complex with persistent inflation at higher level than expected, persistent supply chain challenges and geopolitical re-alignment and its long-term implications for supply chains. Within this complexity, the underlying Inflation seems to be moderating fast (though not visible yet in headline) and energy prices have finally started reacting to global compression in money supply. Expect lower inflation and energy prices in a quarter or two. The Federal Reserve increased its key interest rate by 0.25 percentage points - its 10th hike in 14 months. That pushed its benchmark rate to between 5% and 5.25%, up from near zero in March 2022, although the Fed hinted the rise may be its last one for now. The latest banking crisis could mean Fed might have to pause the interest rates despite near term inflation and see how increases of past year play out on growth and banking system. Combination of slowing growth but yet sticky inflation is an outcome of elevated energy prices and challenged supply chains in China/Energy, which are taking time to correct itself. Geopolitical tensions are taking time to abate and are only getting complex. Given these tensions, supply chains and global trade has become vulnerable to new dimension in 2023, missing till 2022. The banking crisis is being tackled by central bankers through regulatory channels without compromising on inflation fight through interest rate increases. This will mean that the developed world will see growth moderation through FY24, though China might see some improvement due to post covid opening-up of economy.

In our worldview, 1) the Liquidity, 2) Growth and 3) Inflation surfaced post monetary and fiscal expansion in CY20-21 in that order and they will reverse in the same order during CY22-23. We have already witnessed liquidity reversal in the last few quarters (although was forced to reverse due to the banking crisis); growth has started receding lately (Europe is already in recession, US is slowing) and inflation will be the last one to moderate. We have seen an initial downtick in inflation, which will accelerate in our view. Inflation is taking more time than usual to recede given healthy household savings, elevated energy prices, tight labor markets and challenged supply chains in China.

Indian macro remains resilient. CAD has improved significantly and is expected to be within 2% for FY24, with falling commodities and slowing growth. Most domestic macro and micro indicators remain steady. The only worrying aspects domestically are latest consumption slowdown. Given these aspects, the domestic equity market remains focused on earnings. Both key factors, earnings growth and cost of capital (interest rate outlook globally) are neutral to negative for India from near term perspective and thus market will continue to consolidate till we get visibility on earnings upgrades or substantial decline in interest rates (inflation globally/locally) to change multiples. The cost of capital has peaked and has started witnessing correction – US and India 10 years at 3.5% and 7% respectively- likely to aid valuation multiples. While the earnings are not getting upgraded; they are fairly resilient and seems to be bottoming. Financials, auto, industrials, Telecom, Hospital and Hotels are witnessing a healthy earnings cycle whereas Energy/commodities and IT continues to moderate. India trades at premium to other EMs and thankfully that is correcting with the consolidation in market over last 18months. Indian equity market trades at 19x FY24 earnings – with earnings CAGR of 13-14% over FY23-25E – in a fair valuation zone from near term perspective. We will watch out for one year forward (Earnings yield – Gsec yield) gap to compress to ~150bps for getting more constructive in near term. This is falling in place it appears to us. **The earnings growth/Valuation expectations context is turning more and more favorable for anyone who has 18-24months view from hereon.**

Having said this on near term earnings /market context, we believe that Indian economy is in a structural upcycle which will come to fore as global macroeconomic challenges recede over next few quarters. Our belief on domestic economic up-cycle stems from the fact that the enabling factor are in place viz. 1) Corporate and bank balance sheets are in best possible shape to drive capex and credit respectively, 2) Consumer spending remains resilient through cycle given our demographics, 3) Govt is focused on growth through direct investments in budget as well as through reforms like GST (increasing tax to GDP), lower corporate tax and ease of doing business (attracting private capex), PLIs (private capital through incentives for import substitution or export ecosystem creation) and 4) Accentuated benefits to India due to global supply chain re-alignments due to geopolitics. This makes us very constructive on India equities with 3-5years view.

Source: ICRA MFI Explorer

Debt Market Review



Mr. Avnish Jain
Head - Fixed Income

Macro Review & Fixed Income Market Outlook

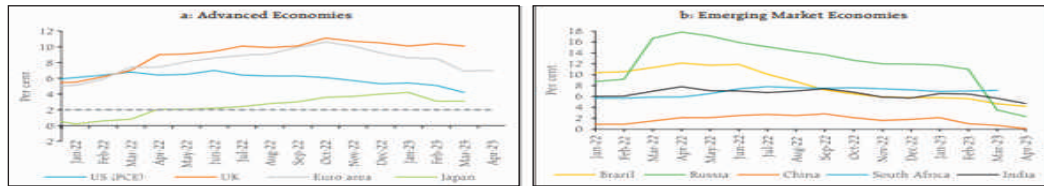
- Global Economy Update: Macro Backdrop:** ▶ The global economy is transfixed in the cross-currents of slowing growth and high inflation, and an uneasy calm prevails in the global financial markets as they await clearer signals from policy authorities on banking regulation and supervision, and contours of deposit insurance.
- ▶ Global financial markets staged a recovery from late March as fears of contagion from the recent banking turmoil in the US and Europe receded.
 - ▶ Markets, however, remained rangebound in April - May as the focus turned to the pace and magnitude of future rate hikes.
 - ▶ Central banks in the AEs (Advanced Economies) and EMEs (Emerging market economies) have either reduced the magnitude of hikes or paused in their rate hike cycles.
 - ▶ The US FOMC increased its policy rate by 25 basis points on May 3, 2023, and indicated that further actions "will take into account the cumulative tightening of monetary policy, the lags with which monetary policy affects economic activity and inflation, and economic and financial developments".
 - ▶ The Bank of England and the Reserve Bank of Australia raised their policy rates by 25 bps each in May.
 - ▶ In its April meeting, the Sveriges Riksbank increased its key rates by 50 basis points while the ECB raised the three key rates by 25 bps in May.
 - ▶ Most EME central banks have also pivoted to relatively less aggressive monetary policy actions.
 - ▶ Emerging market economies (EMEs) appear to be positioned ahead of their advanced peers in charting a path of the multiple shocks that characterised the years gone by.
 - ▶ Risks to global growth in 2023 stem from elevated inflation, tighter financial conditions, in the backdrop of the conflict in Ukraine.
- Indian Economic Growth: Macro Backdrop:** ▶ In April and May 2023, domestic economic conditions have sustained the quickening of momentum seen in the last quarter of

2022-23.

- ▶ Headline inflation eased below 5 per cent in April 2023, for the first time since November 2021.
- ▶ Corporate earnings are beating consensus expectations, with banking and financial sectors posting strong revenue performance, aided by robust credit growth.
- ▶ In the first quarter of 2023-24, growth is expected to be driven by private consumption, supported by reviving rural demand, and renewed buoyancy in manufacturing on easing of input cost pressures.
- ▶ During 2022-23, the year gone by for which a clearer picture now emerges, merchandise exports grew by 6.7 per cent, driven by petroleum products, while non-oil exports declined.
- ▶ Exports of petroleum products were buoyed by the price effect, resulting in a growth of 44.4 per cent in value terms despite a 0.4 per cent fall in volume terms.
- ▶ Merchandise imports fell to a twenty-month low of US\$ 49.9 billion in April 2023, recording a sequential contraction of 16.9 per cent and a y-o-y decline of 14.1 per cent on account of easing commodity prices and a fall in demand for discretionary items such as gems and jewellery.
- ▶ The index of industrial production (IIP) grew by 5.1 per cent in 2022-23, led by a robust expansion in the production of electricity followed by mining and manufacturing.
- ▶ As per the use-based classification, the expansion was led by capital goods, infrastructure goods and primary goods while the growth in consumer durables and non-durables remained subdued at 0.5 per cent each.
- ▶ The goods and services tax (GST) collections (Centre plus States) in May 2023 stood at INR 1.57 lakh crore and recorded a growth rate of 12 per cent y-o-y.

Inflation: Global: ▶ Inflation continued to edge down grudgingly across most economies.

- ▶ In April, the headline CPI inflation (y-o-y) in the US eased marginally to 4.9 per cent (the lowest since April 2021) from 5.0 per cent in March.
- ▶ Inflation based on the US personal consumption expenditure (PCE) index also eased to 4.2 per cent in March from 5.1 per cent in February.
- ▶ In the UK, CPI inflation moderated to 10.1 per cent in March from 10.4 per cent in February.
- ▶ Japan's CPI (all items less fresh food) inflation remained steady at 3.1 per cent in March.
- ▶ In the Euro area, inflation edged up marginally to 7.0 per cent in April 2023 from a 13-month low of 6.9 per cent in March.

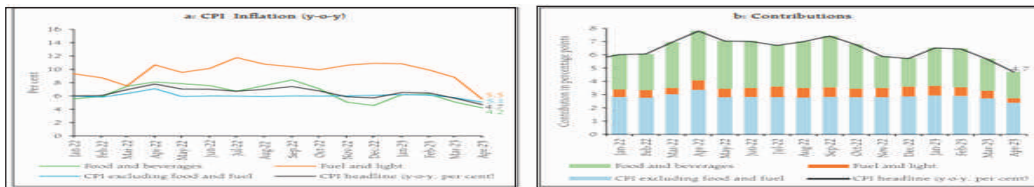


Source: Bloomberg and OECD

India: ▶ CPI inflation moderated sharply to 4.7 per cent in April 2023 from 5.7 per cent in March.

- ▶ The decline in inflation was broad-based across food, fuel, and core (excluding food and fuel) groups, which was also reflected in their falling contribution to overall inflation.
- ▶ The fall in headline inflation was on account of the combined impact of monetary policy tightening, supply augmenting measures and a favourable base effect.
- ▶ CPI food inflation (y-o-y) moderated sharply to 4.2 per cent in April 2023 from 5.1 per cent in March on account of a large favourable base effect of around 145 bps, which was more than offset by a positive price momentum of around 55 bps.

Trends and Drivers of CPI Inflation:



Note: CPI inflation for April-May 2023 was computed based on improved CPI indices for April-May 2023.

Source: National Statistical Office (NSO) and RBI staff estimates.

Bond Yields & Spreads: ▶ US FED hiked rates by 25bps in May 23 FOMC (Federal Open Market Committee), following a similar hike in Mar/Feb '23, despite banking sector stress, indicating that inflation remains top priority. However, the FOMC has indicated that they would likely pause, though continue to watch inflation trajectory. No rate cuts are envisaged by the FOMC in 2023.

- ▶ ECB hiked by 25bps in May, with the Bank of England (BoE) hiking by 25bps in May as well.
- ▶ In a surprise move, RBI paused in the first policy of FY2024, keeping rates steady at 6.50%. Markets now expect RBI to remain in pause mode for a rest of 2023.
- ▶ US 10Y rose in May as the brinkmanship over US Debt ceiling rattled markets. With few of FED speakers advocating more rate hikes, market pricing of an early "pivot" has receded, pushing rates higher.
- ▶ India rates continue to ease post RBI April policy surprise as well as sharp drop in inflation. 10Y Gsec yield dropped below the crucial level of 7% and touched a low of 6.94%.
- ▶ Overall yield curve dropped lower with flattening bias as long-term rates dropped more on back of RBI's pause. Short term rate drop was limited as expectations of rate easing is still well in the future.
- ▶ Medium to long term corporate spreads remained on lower side in absence of any material increase in supply.

Outlook: Global: ▶ Global economy is likely to be marked by slower growth, moderating but elevated inflation, peaking policy rates, and continuing geo-political risks.

- ▶ While growth is slowing, labor market in the US remains strong, keeping US FED on its toes.
- ▶ Receding risks from US bank failures and the speed at which these were addressed has brought confidence back into markets.
- ▶ Inflation seems to have peaked in major countries, though reasons to cheer may still be far away, as the momentum of drop in inflation has slowed down, belying market expectations of a quick "pivot" in policy rates.
- ▶ US FOMC has indicated a pause in the rate hike cycle while other central banks like ECB and BoE may still have more work to do.
- ▶ While rate hikes in major countries seem to have ended, rates may have to remain higher for longer to bring down inflation to mandated levels in the absence of any sharp fall in growth rates.
- ▶ With the banking crisis addressed and debt ceiling issue behind us, markets will likely be driven by incoming data as policy makers are becoming more data dependent.
- ▶ Overall rate markets should benefit from softer growth prints, slowing inflation and end of rate hikes in a number of economies.

India: ▶ In India, macro situation remains resilient.

- ▶ GDP growth for FY2023 surprised on upside, printing 7.2% (against 7% estimates), with a blowout 4QFY23 growth at 6.1% (against projection of 5.1%). Growth trend may continue into FY2024, though it is likely to slow down to 6%-6.5% in FY2024.
- ▶ Inflation downtrend has started, with 1Q FY2024 inflation likely printing well below 5%.
- ▶ RBI MPC surprised markets by pausing rate hikes, citing global financial stability concerns and the need to assess the impact of cumulative tightening already delivered in last 1 year.
- ▶ We now expect RBI MPC to go for a longish pause and watch the evolving inflation dynamics. RBI MPC may change the stance of policy to "neutral" as inflation is coming down as expected.
- ▶ With RBI projecting inflation to be 5.2% for FY2024, it remains above their 4% medium term policy target. Coupled with strong growth numbers, there is no pressure on the RBI to ease any time soon.
- ▶ The global rate scenario has turned benign as growth slows in advanced economies and large central banks either indicating a pause or nearing end of hike cycles.
- ▶ Markets have rallied post policy, with the curve flattening as longer-term rates drop faster than short term rates.
- ▶ 10Y GSEC rates has fallen below 7%, and the downside may remain limited in absence of any rate easing expectations in the near term.
- ▶ Markets are likely to consolidate from here. Market movements may depend on global cues, supply-demand of local bonds in the market, oil price movements and inflation trajectory. 10Y G-SEC may trade in 6.90-7.10% range.

Source: RBI, MOSPI, CMIE, FIMMDA, NSDL, Bloomberg.

Snapshot of Equity Schemes / Debt Schemes / Hybrid & Other Schemes

(as on May 31, 2023)

EQUITY SCHEMES	Canara Robeco Flexicap Fund	Canara Robeco Blue Chip Equity Fund	Canara Robeco Emerging Equities	Canara Robeco Infrastructure	Canara Robeco Consumer Trends Fund	Canara Robeco Small Cap Fund	Canara Robeco Focused Equity Fund	Canara Robeco Value Fund	Canara Robeco Mid Cap Fund	Canara Robeco Equity Tax Saver Fund
Category	Flexi Cap Fund	Large Cap Fund	Large & Mid Cap Fund	Thematic - Infrastructure	Thematic- Consumption & Finance Theme	Small Cap Fund	Focused Fund	Value Fund	MID Cap Fund	ELSS
AUM (Cr\$)	9,464.06	9,600.44	16,790.89	298.20	1,062.12	5,985.58	1,810.84	840.06	1,211.22	5,472.69
Standard Deviation	12.91	12.47	14.25	16.25	13.36	17.90	-	-	-	13.17
Beta	0.85	0.85	0.90	0.54	0.84	0.81	-	-	-	0.84
Sharpe	1.13	1.06	1.18	1.42	1.31	1.71	-	-	-	1.29
R-Squared	0.95	0.97	0.94	0.69	0.81	0.92	-	-	-	0.89
Portfolio Turnover Ratio	0.24	0.22	0.17	0.27	0.2	0.06	0.36	0.28	0.01	0.22
Benchmark	S&P BSE 500 TRI	S&P BSE 100 TRI	NIFTY Large Midcap 250 TRI	S&P BSE India Infrastructure TRI	S&P BSE 100 TRI	Nifty Smallcap 250 Index TRI	S&P BSE 500 TRI	S&P BSE 500 Index TRI	S&P BSE 150 Mid Cap Index TRI	S&P BSE 500 Index TRI
Fund Manager	Mr. Shridatta Bhandwaladar	Mr. Shridatta Bhandwaladar Mr. Vishal Mishra	Mr. Shridatta Bhandwaladar	Mr. Vishal Mishra Mr. Shridatta Bhandwaladar	Ms. Ennette Fernandes Mr. Shridatta Bhandwaladar	Mr. Ajay Khandelwal Mr. Shridatta Bhandwaladar	Mr. Shridatta Bhandwaladar Mr. Amit Kadam	Mr. Vishal Mishra Ms. Silky Jain	Mr. Ajay Khandelwal Mr. Shridatta Bhandwaladar	Mr. Vishal Mishra Mr. Shridatta Bhandwaladar
Exit Load	1% - if redeemed/switched out within 1 year from the date of allotment. Nil - if redeemed / switched out after 1 year from the date of allotment.						1% - if redeemed/switched out within 365 days from the date of allotment. Nil - if redeemed / switched out after 365 days from the date of allotment.			Nil

DEBT SCHEMES	Canara Robeco Overnight Fund	Canara Robeco Liquid Fund	Canara Robeco Ultra Short Term Fund	Canara Robeco Savings Fund	Canara Robeco Short Duration Fund	Canara Robeco Income Fund	Canara Robeco Dynamic Bond Fund	Canara Robeco Corporate Bond Fund	Canara Robeco Gilt Fund	Canara Robeco Banking and PSU Debt Fund
Category	Overnight Fund	Liquid Fund	Ultra Short Duration Fund	Low Duration Fund	Short Duration Fund	Medium to Long Duration Fund	Dynamic Fund	Corporate Bond Fund	Gilt Fund	Banking and PSU Fund
AUM (Cr\$)	169.37	3,610.95	540.87	943.20	497.63	126.46	123.41	189.51	90.78	452.08
Residual Maturity(Yrs)	0.00272	0.10	0.39	1.39	2.01	11.84	8.75	3.40	9.85	3.61
Annualised Portfolio YTM(%)	6.24	6.76	7.05	7.29	7.25	7.14	6.89	7.31	7.01	7.32
Modified Duration(Yrs)	0.0026	0.09	0.36	0.82	1.66	6.43	5.11	2.36	5.72	2.55
Macaulay Duration(Yrs)	0.0027	0.10	0.39	0.92	1.80	6.83	5.47	2.55	6.11	2.82
Benchmark	CRISIL Liquid Overnight Index	CRISIL Liquid Debt A-I Index	CRISIL Ultra Short Duration Debt B-I Index	CRISIL Low Duration Debt B-I Index	CRISIL Short Duration Debt B-II Index	CRISIL Medium to Long Duration Debt B-III Index	CRISIL Dynamic Bond B-III Index	CRISIL Corporate Bond B-III Index	CRISIL Dynamic Gilt Index	CRISIL Banking and PSU Debt Index
Fund Manager	Ms.Suman Prasad	Mr. Kunal Jain Mr. Avnish Jain	Ms.Suman Prasad Mr. Avnish Jain	Mr. Kunal Jain Mr. Avnish Jain	Ms.Suman Prasad Mr. Avnish Jain	Mr. Avnish Jain Mr. Kunal Jain	Mr. Kunal Jain Mr. Avnish Jain	Mr. Avnish Jain Ms.Suman Prasad	Mr. Kunal Jain Mr. Avnish Jain	Mr. Avnish Jain
Exit Load	Nil	If redeemed on Day 1; Exit Load is 0.0070%; If redeemed on Day 2; Exit Load is 0.0065%; If redeemed on Day 3; Exit Load is 0.0060%; If redeemed on Day 4; Exit Load is 0.0055%; If redeemed on Day 5; Exit Load is 0.0050%; If redeemed on Day 6; Exit Load is 0.0045%; If redeemed on or after Day 7; Exit Load is Nil.	Nil	Nil	Nil	1% - if redeemed/switched out within 12 months from the date of allotment	-If redeemed / switched out within six months from the date of allotment: 0.50% -If redeemed / switched out after six months from the date of allotment: Nil	If redeemed/switched - out within 90 Days from the date of allotment: 0.50% If redeemed/switched - out after 90 Days from the date of allotment: Nil	Nil	Nil


HYBRID & OTHER SCHEMES		Canara Robeco Conservative Hybrid Fund	Canara Robeco Equity Hybrid Fund
Category		Conservative Hybrid Fund	Aggressive Hybrid Fund
AUM (Cr\$)		1,093.86	8,676.15
Standard Deviation		3.60	9.90
Beta		0.81	0.98
Sharpe		0.58	1.04
R-Squared		0.70	0.94
Portfolio Turnover Ratio		1.58	0.61
Debt Quants	Residual Maturity(Yrs)	4.84	3.53
	Annualised Portfolio YTM(%)	7.31	7.02
	Modified Duration(Yrs)	3.23	2.24
	Macaulay Duration(Yrs)	3.44	2.36
Benchmark		CRISIL Hybrid 85+15-Conservative Index	CRISIL Hybrid 35+65 - Aggressive Index
Fund Manager		Mr. Avnish Jain (Fixed Income) Mr. Shridatta Bhandwaladar (Equities)	Ms. Ennette Fernandes, Mr. Shridatta Bhandwaladar (Equities) Mr. Avnish Jain (Fixed Income)
Exit Load		For any redemption / switch out upto 10% of units within 1 Year from the date of allotment - Nil For any redemption / switch out more than 10% of units within 1 Year from the date of allotment - 1% For any redemption/switch out after 1 Year from the date of allotment - Nil	

CANARA ROBECO FLEXICAP FUND (CRFCF)

(as on May 31, 2023)

This product is suitable for investors who are seeking*:

- Capital appreciation over long term
- Investment in equity and equity related instruments across large cap, mid cap, small cap stocks



*Investors should consult their financial advisers if in doubt about whether the product is suitable for them.

FUND INFORMATION

CATEGORY/TYPE: Flexi Cap Fund - An open-ended dynamic equity scheme investing across large cap, mid cap, small cap stocks

SCHEME OBJECTIVE: To generate capital appreciation by investing in equity and equity related securities. However, there can be no assurance that the investment objective of the scheme will be realized.

Monthend AUM[#] : ₹ 9,464.06 Crores

Monthly AVG AUM : ₹ 9,300.49 Crores

NAV: (as on May 31, 2023)

Direct Plan - Growth Option ₹ 256.1200

Regular Plan - Growth Option ₹ 234.0500

Regular Plan - IDCW

(payout/reinvestment) ₹ 47.7300

Direct Plan - IDCW

(payout/reinvestment) ₹ 70.7900

DATE OF ALLOTMENT: September 16, 2003

ASSET ALLOCATION:

Equity & Equity Related Instruments - 65% to 100% (Risk - Very High)

Debt and money- market instruments - 0% to 35% (Risk - Low to medium)

Reits/Invts- 0% to 10% (Risk - Very High)

MINIMUM INVESTMENT:

₹ 5000 and in multiples of ₹ 1 thereafter

Subsequent purchases: Minimum amount of ₹ 1000 and multiples of ₹ 1 thereafter

SIP: For Any date/monthly frequency – ₹ 1000 and in multiples of ₹ 1 thereafter

For quarterly frequency – ₹ 2000 and in multiples of ₹ 1 thereafter

STP: For Daily/Weekly/Monthly frequency – ₹ 1000 and in multiples of ₹ 1 thereafter

For quarterly frequency – ₹ 2000 and in multiples of ₹ 1 thereafter

SWP: For monthly frequency – ₹ 1000 and in multiples of ₹ 1 thereafter

For quarterly frequency – ₹ 2000 and in multiples of ₹ 1 thereafter

PLANS / OPTIONS : Regular Plan - Reinvestment of Income Distribution cum Capital Withdrawal Option

Regular Plan - Payout of Income Distribution cum Capital Withdrawal Option

Regular Plan – Growth Option

Direct Plan - Reinvestment of Income Distribution cum Capital Withdrawal Option

Direct Plan - Payout of Income Distribution cum Capital Withdrawal Option

Direct Plan – Growth Option

ENTRY LOAD: Nil

EXIT LOAD:

1% - if redeemed/switched out within 1 year from the date of allotment.

Nil – if redeemed / switched out after 1 year from the date of allotment.

EXPENSE RATIO[^]:

Regular Plan : 1.72%

Direct Plan : 0.53%

BENCHMARK: S&P BSE 500 TRI

FUND MANAGER: Mr. Shridatta Bhandwalder

TOTAL EXPERIENCE: 15 Years

MANAGING THIS FUND: Since 5-July-16

PRODUCT POSITIONING

Canara Robeco Flexicap Fund is an open ended flexi cap fund and follows a predominantly bottom-up investment approach with a focus on fundamentally sound companies which may deliver capital appreciation over the long-term. The fund also takes Top-down approach to identify sectoral themes based on the available opportunities. The fund is a market agnostic fund and take exposure across large, mid and small cap companies having high conviction ideas. The fund provides a blend of 'Growth' and 'Value' style of investing.

QUANTITATIVE INFORMATION[§]

Standard Deviation	12.91
Portfolio Beta	0.85
Portfolio Turnover Ratio	0.24 times
R-Squared	0.95
Sharpe Ratio	1.13

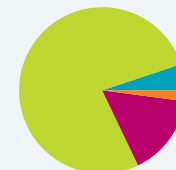
PORTFOLIO

Name of the Instruments	% to NAV
Equities	94.96
Listed	94.96
Banks	26.59
HDFC Bank Ltd	8.99
ICICI Bank Ltd	7.85
Axis Bank Ltd	3.39
State Bank of India	3.25
Kotak Mahindra Bank Ltd	1.92
IndusInd Bank Ltd	1.19
IT - Software	8.40
Infosys Ltd	4.54
Tata Consultancy Services Ltd	2.32
HCL Technologies Ltd	1.24
Mphasis Ltd	0.30
Finance	5.68
Bajaj Finance Ltd	2.87
Cholamandalam Investment and Finance Co Ltd	1.69
SBI Cards and Payment Services Ltd	1.12
Diversified Fmcg	5.51
Hindustan Unilever Ltd	3.06
ITC Ltd	2.45
Petroleum Products	4.77
Reliance Industries Ltd	4.77
Automobiles	3.89
Mahindra & Mahindra Ltd	1.34
Maruti Suzuki India Ltd	1.32
Tata Motors Ltd	1.23
Auto Components	3.81
Uno Minda Ltd	1.71
Samvardhana Motherson International Ltd	1.17
Sona Blw Precision Forgings Ltd	0.93
Cement & Cement Products	3.36
Ultratech Cement Ltd	2.14
J.K. Cement Ltd	1.22
Chemicals & Petrochemicals	3.04
Navin Fluorine International Ltd	1.17
Atul Ltd	1.03
Vinati Organics Ltd	0.84
Telecom - Services	2.95
Bharti Airtel Ltd	2.95
Pharmaceuticals & Biotechnology	2.91
Sun Pharmaceutical Industries Ltd	1.86
Abbott India Ltd	0.90
IPCA Laboratories Ltd	0.15
Construction	2.85
Larsen & Toubro Ltd	2.85

Consumer Durables	2.16
Titan Co Ltd	1.42
Bata India Ltd	0.66
Asian Paints Ltd	0.08
Healthcare Services	2.13
Max Healthcare Institute Ltd	1.54
Global Health Ltd	0.59
Industrial Products	1.97
KEI Industries Ltd	1.01
Polycab India Ltd	0.96
Aerospace & Defense	1.61
Bharat Electronics Ltd	1.61
Electrical Equipment	1.40
ABB India Ltd	1.40
Power	1.37
NTPC Ltd	1.37
Insurance	1.35
SBI Life Insurance Co Ltd	0.98
Max Financial Services Ltd	0.37
Fertilizers & Agrochemicals	1.08
PI Industries Ltd	1.08
Realty	1.06
Oberoi Realty Ltd	1.06
Retailing	1.05
Avenue Supermarts Ltd	0.66
Vedant Fashions Ltd	0.39
Leisure Services	1.00
Indian Hotels Co Ltd	1.00
Agricultural Food & Other Products	0.99
Tata Consumer Products Ltd	0.99
Food Products	0.91
Britannia Industries Ltd	0.91
Gas	0.84
Gujarat Gas Ltd	0.84
Transport Services	0.77
TCI Express Ltd	0.77
Ferrous Metals	0.56
Tata Steel Ltd	0.56
Industrial Manufacturing	0.52
Honeywell Automation India Ltd	0.52
Non - Ferrous Metals	0.43
Hindalco Industries Ltd	0.43
Money Market Instruments	5.01
TREPS	5.01
Net Current Assets	0.03

Grand Total (Net Asset) 100.00

MARKET CAPITALIZATION



Debt, Cash & Others	5%
Large Cap	77%
Mid Cap	16%
Small Cap	2%

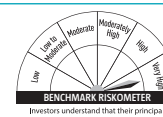
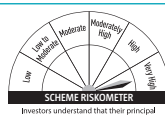
[§]Source ICRA MFI Explorer ● # Monthend AUM as on 31.05.2023 ● ^The expense ratios mentioned for the schemes includes GST on investment management fees. ● Please refer page no. 43 for disclaimers.

CANARA ROBECO BLUE CHIP EQUITY FUND (CRBCEF)

(as on May 31, 2023)

This product is suitable for investors who are seeking*:

- Capital appreciation over long term
- Investing predominantly in equities and equity related instruments of large cap companies



*Investors should consult their financial advisers if in doubt about whether the product is suitable for them.

FUND INFORMATION

CATEGORY/TYPE : Large Cap Fund - An open ended equity scheme predominantly investing in large cap stocks

SCHEME OBJECTIVE :

The Investment Objective of the fund is to provide capital appreciation by predominantly investing in companies having a large market capitalization. However, there can be no assurance that the investment objective of the scheme will be realized.

Monthend AUM[#] : ₹ 9,600.44 Crores

Monthly AVG AUM : ₹ 9,461.24 Crores

NAV: (as on May 31, 2023)

Direct Plan - Growth Option	₹ 49.1200
Regular Plan - Growth Option	₹ 43.6100
Regular Plan - IDCW (payout/reinvestment)	₹ 22.2800
Direct Plan - IDCW (payout/reinvestment)	₹ 39.5900

DATE OF ALLOTMENT : August 20, 2010

ASSET ALLOCATION :

Large Cap equity and equity related instruments* - 80% to 100% (Risk - Very High)

Other Equity and equity related instruments - 0% to 20% (Risk - Very High)

Debt and Money Market Instruments - 0% to 20% (Risk - Low to Medium)

Reits/Invts - 0% to 10% (Risk - Very High)

*As defined by SEBI Circular No. SEBI/HO/IMD/DF3/CIR/P/2017/114 dated October 06, 2017 and SEBI/HO/IMD/DF3/CIR/P/2017/126 dated December 04, 2017 and as amended from time to time (currently it defines Large Cap Companies as those which are ranked from 1 to 100 based on their full market capitalization).

MINIMUM INVESTMENT:

₹ 5000 and in multiples of ₹1 thereafter

Subsequent purchases:

Minimum amount of ₹ 1000 and multiples of ₹ 1 thereafter

SIP: For Any date/monthly frequency – ₹ 1000 and in multiples of ₹1 thereafter

For quarterly frequency – ₹ 2000 and in multiples of ₹ 1 thereafter

STP: For Daily/Weekly/Monthly frequency – ₹ 1000 and in multiples of ₹ 1 thereafter

For quarterly frequency – ₹ 2000 and in multiples of ₹ 1 thereafter

SWP: For monthly frequency – ₹ 1000 and in multiples of ₹ 1 thereafter

For quarterly frequency – ₹ 2000 and in multiples of ₹ 1 thereafter

PLANS / OPTIONS :

Regular Plan - Reinvestment of Income Distribution cum Capital Withdrawal Option

Regular Plan - Payout of Income Distribution cum Capital Withdrawal Option

Regular Plan - Growth Option

Direct Plan - Reinvestment of Income Distribution cum Capital Withdrawal Option

Direct Plan - Payout of Income Distribution cum Capital Withdrawal Option

Direct Plan - Growth Option

ENTRY LOAD: Nil

EXIT LOAD:

1% - if redeemed/switched out within 1 year from the date of allotment.

Nil - if redeemed / switched out after 1 year from the date of allotment

EXPENSE RATIO[^]:

Regular Plan	: 1.70%
Direct Plan	: 0.42%

BENCHMARK : S&P BSE 100 TRI

FUND MANAGER : 1) Mr. Shridatta Bhandwadar
2) Mr. Vishal Mishra

TOTAL EXPERIENCE : 1) 15 Years
2) 18 Years

MANAGING THIS FUND : 1) Since 5-July-16
2) Since 01-June-21

PRODUCT POSITIONING

Canara Robeco Bluechip Equity Fund is an open ended large cap fund which will invest in Top 100 companies based on their full Market Capitalisation. The fund provides a blend of 'Growth' and 'Value' style of investing. The fund aims to benefit from the growing Indian economy by investing in large cap stocks as they have a potential to grow in tandem with Indian economy.

QUANTITATIVE INFORMATION[§]

Standard Deviation	12.47
Portfolio Beta	0.85
Portfolio Turnover Ratio	0.22 times
R-Squared	0.97
Sharpe Ratio	1.06

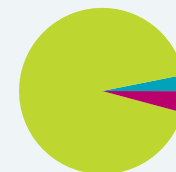
PORTFOLIO

Name of the Instruments	% to NAV
Equities	96.79
Listed	96.79
Banks	28.77
HDFC Bank Ltd	9.23
ICICI Bank Ltd	8.73
Axis Bank Ltd	3.83
State Bank of India	3.53
Kotak Mahindra Bank Ltd	2.31
IndusInd Bank Ltd	1.14
IT - Software	10.56
Infosys Ltd	5.77
Tata Consultancy Services Ltd	3.23
HCL Technologies Ltd	1.56
Finance	7.20
Bajaj Finance Ltd	3.14
Housing Development Finance Corporation Ltd	2.40
Cholamandalam Investment and Finance Co Ltd	1.66
Diversified Fmcg	6.97
ITC Ltd	3.87
Hindustan Unilever Ltd	3.10
Petroleum Products	6.56
Reliance Industries Ltd	6.56
Automobiles	6.26
Maruti Suzuki India Ltd	2.06
Mahindra & Mahindra Ltd	1.60
Tata Motors Ltd	1.49
Bajaj Auto Ltd	1.11
Construction	3.60
Larsen & Toubro Ltd	3.60

Telecom - Services	3.54
Bharti Airtel Ltd	3.54
Cement & Cement Products	2.88
Ultratech Cement Ltd	2.88
Pharmaceuticals & Biotechnology	2.79
Sun Pharmaceutical Industries Ltd	1.87
Abbott India Ltd	0.92
Electrical Equipment	2.21
ABB India Ltd	1.28
Siemens Ltd	0.93
Power	1.48
NTPC Ltd	1.48
Consumer Durables	1.43
Titan Co Ltd	1.43
Healthcare Services	1.24
Max Healthcare Institute Ltd	1.24
Beverages	1.15
United Spirits Ltd	1.15
Aerospace & Defense	1.12
Bharat Electronics Ltd	1.12
Transport Services	1.07
Interglobe Aviation Ltd	1.07
Insurance	1.00
SBI Life Insurance Co Ltd	1.00
Fertilizers & Agrochemicals	0.98
PI Industries Ltd	0.98
Textiles & Apparels	0.96
Page Industries Ltd	0.96
Ferrous Metals	0.91
Tata Steel Ltd	0.91
Auto Components	0.82
Sona Blw Precision Forgings Ltd	0.82
Leisure Services	0.77
Indian Hotels Co Ltd	0.77
Retailing	0.75
Avenue Supermarts Ltd	0.75
Gas	0.73
Gujarat Gas Ltd	0.73
Agricultural Food & Other Products	0.61
Tata Consumer Products Ltd	0.61
Non - Ferrous Metals	0.43
Hindalco Industries Ltd	0.43
Money Market Instruments	3.15
TREPS	3.15
Net Current Assets	0.07

Grand Total (Net Asset) 100.00

MARKET CAPITALIZATION



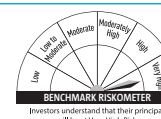
Debt, Cash & Others	3%
Large Cap	92%
Mid Cap	4%

CANARA ROBECO EMERGING EQUITIES (CREE)

(as on May 31, 2023)

This product is suitable for investors who are seeking*:

- Capital appreciation over long term
- Investing predominantly in equities and equity related instruments of both large cap and mid cap companies



*Investors should consult their financial advisers if in doubt about whether the product is suitable for them.

FUND INFORMATION

CATEGORY/TYPE: Large & Mid Cap Fund - An open ended equity scheme investing in both large cap and mid cap stocks

SCHEME OBJECTIVE: To generate capital appreciation by investing in a diversified portfolio of large and mid-cap stocks. However, there can be no assurance that the investment objective of the scheme will be realized.

Monthend AUM[#] : ₹ 16,790.89 Crores

Monthly AVG AUM : ₹ 16,465.91 Crores

NAV: (as on May 31, 2023)

Direct Plan - Growth Option ₹ 187.9000

Regular Plan - Growth Option ₹ 167.7800

Regular Plan - IDCW

(payout/reinvestment) ₹ 63.3600

Direct Plan - IDCW

(payout/reinvestment) ₹ 94.2900

DATE OF ALLOTMENT: March 11, 2005

ASSET ALLOCATION:

Large Cap equity and equity related instruments* - 35% to 65%. (Risk - Very High)

Mid Cap equity and equity related instruments* - 35% to 65% (Risk - Very High)

Other equity and equity related instruments, debt and money market instruments - 0% to 30% (Risk - Very High)

Reits/Invts - 0% to 10%. (Risk - Very High)

*As defined by SEBI Circular No. SEBI / HO / IMD / DF3 / CIR / P / 2017 / 114 dated October 06, 2017 and SEBI/HO/IMD/DF3/CIR/P/2017/126 dated December 04, 2017 as amended from time to time. (Currently it defines Large Cap Companies as those which are ranked from 1 to 100 and Mid Cap Companies as those which are ranked from 101 to 250 based on their full market capitalization.)

MINIMUM INVESTMENT:

₹ 5000 and in multiples of ₹1 thereafter

Subsequent purchases: Minimum amount of ₹1000 and multiples of ₹1 thereafter

SIP: For Any date/monthly frequency – ₹1000 and in multiples of ₹1 thereafter

For quarterly frequency – ₹2000 and in multiples of ₹1 thereafter

STP: For Daily/Weekly/Monthly frequency – ₹1000 and in multiples of ₹1 thereafter

For quarterly frequency – ₹2000 and in multiples of ₹1 thereafter

SWP: For monthly frequency – ₹1000 and in multiples of ₹1 thereafter

For quarterly frequency – ₹2000 and in multiples of ₹1 thereafter

PLANS / OPTIONS : **Regular Plan** - Reinvestment of Income Distribution cum Capital Withdrawal Option

Regular Plan - Payout of Income Distribution cum Capital Withdrawal Option

Regular Plan - Growth Option

Direct Plan - Reinvestment of Income Distribution cum Capital Withdrawal Option

Direct Plan - Payout of Income Distribution cum Capital Withdrawal Option

Direct Plan - Growth Option

ENTRY LOAD: Nil

EXIT LOAD :

1% - If redeemed/switched out within 1 year from the date of allotment

Nil - if redeemed/switched out after 1 year from the date of allotment

EXPENSE RATIO[^]:

Regular Plan : 1.65%

Direct Plan : 0.56%

BENCHMARK : NIFTY Large Midcap 250 TRI

FUND MANAGER: Mr. Shridatta Bhandwaladar

TOTAL EXPERIENCE: 15 Years

MANAGING THIS FUND: Since 01-Oct-19

PRODUCT POSITIONING

Canara Robeco Emerging Equities being an open ended large & mid cap fund, follows a bottom-up approach to predominantly invest in a well diversified portfolio of companies within large & mid cap universe. The fund endeavours to identify the stars of tomorrow within the segment.

QUANTITATIVE INFORMATION[§]

Standard Deviation	14.25
Portfolio Beta	0.90
Portfolio Turnover Ratio	0.17 times
R-Squared	0.94
Sharpe Ratio	1.18

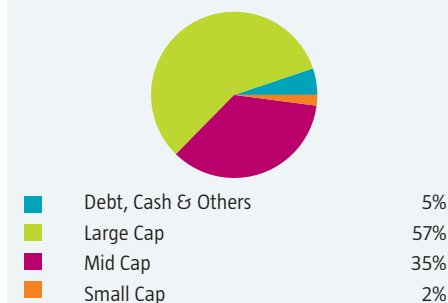
PORTFOLIO

Name of the Instruments	% to NAV
Equities	95.28
Listed	95.28
Banks	22.69
HDFC Bank Ltd	6.72
ICICI Bank Ltd	6.61
State Bank of India	3.20
Axis Bank Ltd	2.85
Federal Bank Ltd	1.29
Kotak Mahindra Bank Ltd	1.12
City Union Bank Ltd	0.90
IT - Software	6.12
Infosys Ltd	3.50
Tata Consultancy Services Ltd	1.37
Mphasis Ltd	1.25
Auto Components	5.68
Uno Minda Ltd	2.78
Sona Blw Precision Forgings Ltd	1.15
Schaeffler India Ltd	0.98
Sundram Fasteners Ltd	0.77
Finance	5.38
Cholamandalam Investment and Finance Co Ltd	3.00
Bajaj Finance Ltd	2.38
Industrial Products	4.69
Polycab India Ltd	1.74
AIA Engineering Ltd	1.44
Bharat Forge Ltd	1.09
APL Apollo Tubes Ltd	0.42
Chemicals & Petrochemicals	4.02
Navin Fluorine International Ltd	1.48
Atul Ltd	1.34
Vinati Organics Ltd	1.20
Petroleum Products	3.87
Reliance Industries Ltd	3.87
Pharmaceuticals & Biotechnology	3.38
Sun Pharmaceutical Industries Ltd	1.58
Abbott India Ltd	1.20
IPCA Laboratories Ltd	0.38
Gland Pharma Ltd	0.22
Healthcare Services	3.06
Max Healthcare Institute Ltd	3.06
Cement & Cement Products	3.06
UltraTech Cement Ltd	2.59

The Ramco Cements Ltd	0.47
Automobiles	2.75
TVS Motor Co Ltd	1.63
Maruti Suzuki India Ltd	1.12
Consumer Durables	2.73
Titan Co Ltd	1.20
Kansai Nerolac Paints Ltd	0.65
Volta Ltd	0.56
Whirlpool Of India Ltd	0.32
Leisure Services	2.53
Indian Hotels Co Ltd	2.26
Jubilant Foodworks Ltd	0.27
Retailing	2.52
Trent Ltd	1.55
Avenue Supermarts Ltd	0.68
Aditya Birla Fashion and Retail Ltd	0.29
Aerospace & Defense	2.52
Bharat Electronics Ltd	2.52
Diversified Fmcg	2.43
Hindustan Unilever Ltd	2.43
Telecom - Services	2.34
Bharti Airtel Ltd	2.34
Construction	1.70
Larsen & Toubro Ltd	1.70
Transport Services	1.66
Blue Dart Express Ltd	0.96
TCI Express Ltd	0.70
Agricultural, Commercial & Construction Vehicles	1.58
Ashok Leyland Ltd	1.58
Electrical Equipment	1.57
ABB India Ltd	1.57
Fertilizers & Agrochemicals	1.53
PI Industries Ltd	1.53
Gas	1.33
Gujarat Gas Ltd	1.33
Insurance	1.33
Max Financial Services Ltd	1.33
Realty	1.29
Oberoi Realty Ltd	1.29
Agricultural Food & Other Products	0.98
Tata Consumer Products Ltd	0.98
Textiles & Apparel	0.95
Page Industries Ltd	0.95
Paper, Forest & Jute Products	0.88
Century Textile & Industries Ltd	0.88
Industrial Manufacturing	0.71
Honeywell Automation India Ltd	0.71
Money Market Instruments	4.73
TREPS	4.73
Net Current Assets	-0.01

Grand Total (Net Asset) 100.00

MARKET CAPITALIZATION



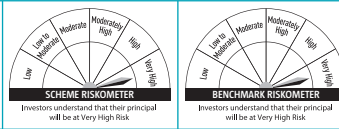
[§]Source ICRA MFI Explorer ● # Monthend AUM as on 31.05.2023 ● ^The expense ratios mentioned for the schemes includes GST on investment management fees. ● Please refer page no. 43 for disclaimers.

CANARA ROBECO SMALL CAP FUND (CRSCF)

(as on May 31, 2023)

This product is suitable for investors who are seeking*:

- Capital appreciation over long term
- Investing predominantly in equities and equity related instruments of small cap companies



*Investors should consult their financial advisers if in doubt about whether the product is suitable for them.

FUND INFORMATION

CATEGORY/TYPE: Small Cap Fund -An open-ended equity scheme predominantly investing in small cap stocks.

SCHEME OBJECTIVE:

The investment objective of the Scheme is to generate capital appreciation by investing predominantly in Small Cap stocks. However, there can be no assurance that the investment objective of the scheme will be realized.

Monthend AUM[#] : ₹ 5,985.58 Crores

Monthly AVG AUM : ₹ 5,754.79 Crores

NAV: (as on May 31, 2023)

Direct Plan - Growth Option ₹ 27.5800

Regular Plan - Growth Option ₹ 25.6300

Regular Plan - IDCW (payout/reinvestment) ₹ 23.8100

Direct Plan - IDCW ₹ 25.9200

(payout/reinvestment) ₹ 25.9200

DATE OF ALLOTMENT: February 15, 2019

ASSET ALLOCATION:

Equity and Equity-related Instruments of Smallcap companies* 65% to 100% (Risk - Very High)

Equity and Equity-related Instruments of companies other than Smallcap companies 0% to 35% (Risk - Very High)

Debt and Money Market Instruments 0% to 35% (Low to Medium)

Units issued by REITs and InvITs 0% to 10% (Risk - Very High)

*Investment universe of "Small Cap": The investment universe of "Small Cap" shall comprise companies as defined by SEBI from time to time. In terms of SEBI circular SEBI/ HO/ IMD/ DF3/ CIR/ P/ 2017/ 114 dated October 6, 2017, the universe of "Small Cap" shall consist of 251st company onwards in terms of full market capitalization

MINIMUM INVESTMENT:

₹ 5000 and in multiples of ₹1 thereafter

Subsequent purchases: Minimum amount of ₹ 1000 and multiples of ₹1 thereafter

SIP: For Any date/monthly frequency – ₹ 1000 and in multiples of ₹1 thereafter

For quarterly frequency – ₹ 2000 and in multiples of ₹ 1 thereafter

STP: For Daily/Weekly/Monthly frequency – ₹ 1000 and in multiples of ₹1 thereafter

For quarterly frequency – ₹ 2000 and in multiples of ₹ 1 thereafter

SWP: For monthly frequency – ₹ 1000 and in multiples of ₹1 thereafter

For quarterly frequency – ₹ 2000 and in multiples of ₹ 1 thereafter

PLANS / OPTIONS :

Regular Plan - Reinvestment of Income Distribution cum Capital Withdrawal Option

Regular Plan - Payout of Income Distribution cum Capital Withdrawal Option

Regular Plan - Growth Option

Direct Plan - Reinvestment of Income Distribution cum Capital Withdrawal Option

Direct Plan - Payout of Income Distribution cum Capital Withdrawal Option

Direct Plan - Growth Option

ENTRY LOAD: Nil

EXIT LOAD: In respect of each purchase / switch-in of units, 1% - if Units are redeemed / switched-out within 1 year from the date of allotment. Nil – if redeemed / switched out after 1 year from the date of allotment.

EXPENSE RATIO[^]:

Regular Plan : 1.78%

Direct Plan : 0.42%

BENCHMARK: Nifty Smallcap 250 Index TRI

FUND MANAGER : 1) Mr. Ajay Khandelwal

2) Mr. Shridatta Bhandwaldar

TOTAL EXPERIENCE : 1) 17 Years

2) 15 Years

MANAGING THIS FUND : 1) Since 16-Dec-21

2) Since 01-Oct-19

PRODUCT POSITIONING

Canara Robeco Small Cap Fund is an open-ended equity scheme predominantly investing in small cap stocks. It considers companies ranked 251st and onwards in terms of full Market Capitalization as its Investment universe. The fund provides a blend of 'Growth' and 'Value' style of investing. This Fund seeks to invest in high quality small cap business which are undervalued and have a sustainable business. Further, it aims to invest in companies with consistent earnings and reasonable valuations which could lead to Alpha Generation opportunity. Fund intends to invest at least 65% in small-cap companies which have high growth potential and remaining 35% of the portfolio across Large, Mid and Small cap companies after assessing the market conditions.

QUANTITATIVE INFORMATION[§]

Standard Deviation	17.90
Portfolio Beta	0.81
Portfolio Turnover Ratio	0.06 times
R-Squared	0.92
Sharpe Ratio	1.71

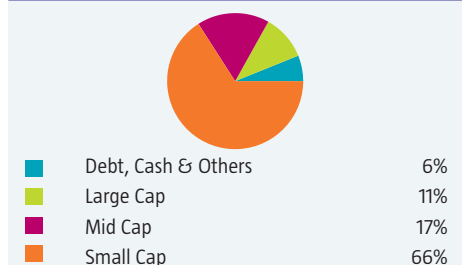
PORTFOLIO

Name of the Instruments	% to NAV
Equities	94.12
Listed	94.12
Industrial Products	8.22
KEI Industries Ltd	2.65
Grindwell Norton Ltd	1.23
Timken India Ltd	1.21
Rhi Magnesita India Ltd	1.18
Mold Tek Packaging Ltd	1.16
EPL Ltd	0.79
Banks	7.80
Equitas Small Finance Bank Ltd	2.40
City Union Bank Ltd	1.69
DCB Bank Ltd	1.40
Indian Bank	1.30
Kotak Mahindra Bank Ltd	1.01
Consumer Durables	7.47
Cera Sanitaryware Ltd	2.57
V.I.P. Industries Ltd	1.45
V-Guard Industries Ltd	1.43
Greenpanel Industries Ltd	0.95
Greenply Industries Ltd	0.54
Greenlam Industries Ltd	0.53
Capital Markets	6.94
Multi Commodity Exchange Of India Ltd	1.69
ICRA Ltd	1.28
Computer Age Management Services Ltd	0.74
Angel One Ltd	0.60
Anand Rathi Wealth Ltd	0.59
UTI Asset Management Co Ltd	0.56
Prudent Corporate Advisory Services Ltd	0.54
Kfin Technologies Ltd	0.34
Indian Energy Exchange Ltd	0.31
Central Depository Services (India) Ltd	0.29
Finance	6.19
Can Fin Homes Ltd	2.02
Creditaccess Grameen Ltd	1.79
Bajaj Finance Ltd	1.69
Cholamandalam Financial Holdings Ltd	0.69
Auto Components	5.15
Schaeffler India Ltd	1.52

ZF Commercial Vehicle Control Systems India Ltd	1.20
Rolex Rings Ltd	1.16
Mahindra CIE Automotive Ltd	0.67
Subros Ltd	0.60
Chemicals & Petrochemicals	5.09
Deepak Nitrite Ltd	1.07
Galaxy Surfactants Ltd	1.03
Rossari Biotech Ltd	1.00
NOCIL Ltd	0.80
Clean Science And Technology Ltd	0.61
Fine Organic Industries Ltd	0.58
Pharmaceuticals & Biotechnology	4.66
J.B. Chemicals & Pharmaceuticals Ltd	1.39
Suven Pharmaceuticals Ltd	1.23
Abbott India Ltd	1.22
Ajanta Pharma Ltd	0.82
Transport Services	3.63
VRL Logistics Ltd	1.72
Great Eastern Shipping Co Ltd	1.34
TCI Express Ltd	0.57
Construction	3.57
PNC Infratech Ltd	1.68
KNR Constructions Ltd	1.22
Ahluwalia Contracts (India) Ltd	0.67
Retailing	3.54
Go Fashion India Ltd	0.95
V-Mart Retail Ltd	0.90
Vedant Fashions Ltd	0.86
Avenue Supermarts Ltd	0.83
Leisure Services	3.36
Indian Hotels Co Ltd	1.71
Westlife Foodworld Ltd	1.65
Cement & Cement Products	3.22
Ultratech Cement Ltd	1.89
JK Lakshmi Cement Ltd	1.33
IT - Software	2.80
Persistent Systems Ltd	1.55
Ltimindtree Ltd	1.25
Healthcare Services	2.52
Max Healthcare Institute Ltd	1.43
Global Health Ltd	1.09
Electrical Equipment	2.45
KEC International Ltd	1.87
Thermax Ltd	0.58
Industrial Manufacturing	2.30
Kaynes Technology India Ltd	1.64
Titagarh RailSystems Ltd	0.66
Fertilizers & Agrochemicals	2.13
EID Parry India Ltd	1.26
Rallis India Ltd	0.87
Aerospace & Defense	1.70
Bharat Electronics Ltd	1.70
Realty	1.56
Mahindra Lifespace Developers Ltd	1.15
Sobha Ltd	0.41
Petroleum Products	1.44
Reliance Industries Ltd	1.44
Entertainment	1.37
PVR Inox Ltd	1.37
Food Products	1.25
Bikaji Foods International Ltd	1.25
Paper, Forest & Jute Products	1.24
Century Textile & Industries Ltd	1.24
Agricultural Food & Other Products	1.21
Balrampur Chini Mills Ltd	1.21
Diversified Fmcg	1.12
ITC Ltd	1.12
Non - Ferrous Metals	0.90
National Aluminium Co Ltd	0.90
Textiles & Apparels	0.86
K.P.R. Mill Ltd	0.86
Commercial Services & Supplies	0.43
Teamlease Services Ltd	0.43
Money Market Instruments	5.72
TREPS	5.72
Net Current Assets	0.16

Grand Total (Net Asset) 100.00

MARKET CAPITALIZATION

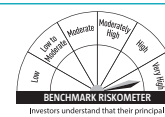
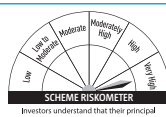


CANARA ROBECO INFRASTRUCTURE (CRI)

(as on May 31, 2023)

This product is suitable for investors who are seeking*:

- Capital appreciation over long term
- Investing in equities and equity related instruments of companies following the Infrastructure Theme



*Investors should consult their financial advisers if in doubt about whether the product is suitable for them.

FUND INFORMATION

CATEGORY/TYPE: Thematic - Infrastructure - An open-ended equity scheme following infrastructure theme

SCHEME OBJECTIVE: To generate income / capital appreciation by investing in equities and equity related instruments of companies in the infrastructure sector. However, there can be no assurance that the investment objective of the scheme will be realized.

Monthend AUM # : ₹ 298.20 Crores

Monthly AVG AUM : ₹ 290.08 Crores

NAV: (as on May 31, 2023)

Direct Plan - Growth Option ₹ 97.4900

Regular Plan - Growth Option ₹ 89.1300

Regular Plan - IDCW

(payout/reinvestment) ₹ 39.8500

Direct Plan - IDCW

(payout/reinvestment) ₹ 54.2700

DATE OF ALLOTMENT: December 2, 2005

ASSET ALLOCATION:

Equity and equity related instruments of companies in the Infrastructure sector including derivatives of such companies - 80% to 100% (Risk - Very High)

Debt and Money Market instruments - 0% to 20% (Risk - Low to Medium)

Reits/Invits - 0% to 10% (Risk - Very High)

MINIMUM INVESTMENT:

₹ 5000 and in multiples of ₹1 thereafter

Subsequent purchases: Minimum amount of ₹1000 and multiples of ₹1 thereafter

SIP: For Any date/monthly frequency – ₹1000 and in multiples of ₹1 thereafter

For quarterly frequency – ₹2000 and in multiples of ₹1 thereafter

STP: For Daily/Weekly/Monthly frequency – ₹1000 and in multiples of ₹1 thereafter

For quarterly frequency – ₹2000 and in multiples of ₹1 thereafter

SWP: For monthly frequency – ₹1000 and in multiples of ₹1 thereafter

For quarterly frequency – ₹2000 and in multiples of ₹1 thereafter

PLANS / OPTIONS :

Regular Plan - Reinvestment of Income Distribution cum Capital Withdrawal Option

Regular Plan - Payout of Income Distribution cum Capital Withdrawal Option

Regular Plan - Growth Option

Direct Plan - Reinvestment of Income Distribution cum Capital Withdrawal Option

Direct Plan - Payout of Income Distribution cum Capital Withdrawal Option

Direct Plan - Growth Option

ENTRY LOAD: Nil

EXIT LOAD:

1% - if redeemed/switched out within 1 year from the date of allotment.

Nil – if redeemed / switched out after 1 year from the date of allotment

EXPENSE RATIO^:

Regular Plan : 2.47%

Direct Plan : 1.21%

BENCHMARK: S&P BSE India Infrastructure TRI

FUND MANAGER: 1) Mr. Vishal Mishra
2) Mr. Shridatta Bhandwadar

TOTAL EXPERIENCE: 1) 18 Years
2) 15 Years

MANAGING THIS FUND: 1) Since 26-June-21
2) Since 29-Sept-18

PRODUCT POSITIONING

Canara Robeco Infrastructure is an open ended thematic fund which endeavours to capture opportunities in the Indian infrastructure space. The fund follows a thematic approach towards Infrastructure with a 'Growth' style of investing. The fund aims to have concentrated holdings on high conviction ideas.

QUANTITATIVE INFORMATION[§]

Standard Deviation	16.25
Portfolio Beta	0.54
Portfolio Turnover Ratio	0.27 times
R-Squared	0.69
Sharpe Ratio	1.42

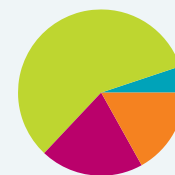
PORTFOLIO

Name of the Instruments	% to NAV
Equities	94.79
Listed	94.79
Electrical Equipment	13.41
Siemens Ltd	4.41
ABB India Ltd	4.19
Thermax Ltd	2.70
KEC International Ltd	2.11
Construction	13.01
Larsen & Toubro Ltd	8.82
KNR Constructions Ltd	2.92
PNC Infratech Ltd	1.27
Transport Services	11.71
Interglobe Aviation Ltd	3.78
Blue Dart Express Ltd	2.56
VRL Logistics Ltd	2.11
TCI Express Ltd	1.77
Container Corporation Of India Ltd	1.49
Banks	10.97
ICICI Bank Ltd	5.97
State Bank of India	5.00
Power	9.13
NTPC Ltd	5.68
Power Grid Corporation of India Ltd	3.45
Aerospace & Defense	7.10
Bharat Electronics Ltd	7.10
Industrial Products	6.52
Grindwell Norton Ltd	2.55
KEI Industries Ltd	1.57
AIA Engineering Ltd	1.54
Timken India Ltd	0.86
Petroleum Products	5.39
Reliance Industries Ltd	3.93
Bharat Petroleum Corporation Ltd	1.46
Auto Components	5.10
Schaeffler India Ltd	4.23
Bosch Ltd	0.87
Industrial Manufacturing	4.26
Kaynes Technology India Ltd	2.16
Honeywell Automation India Ltd	2.10
Realty	3.02
Brigade Enterprises Ltd	3.02

Cement & Cement Products	2.54
Ultratech Cement Ltd	1.41
J.K. Cement Ltd	1.13
Ferrous Metals	1.77
Tata Steel Ltd	1.77
Gas	0.76
Gujarat Gas Ltd	0.76
Non - Ferrous Metals	0.10
Hindalco Industries Ltd	0.10
Money Market Instruments	5.35
TREPS	5.35
Net Current Assets	-0.14

Grand Total (Net Asset) 100.00

MARKET CAPITALIZATION



Debt, Cash & Others	5%
Large Cap	58%
Mid Cap	20%
Small Cap	17%

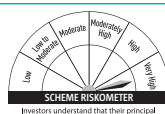
[§]Source ICRA MFI Explorer ● # Monthend AUM as on 31.05.2023 ● ^The expense ratios mentioned for the schemes includes GST on investment management fees. ● Please refer page no. 43 for disclaimers.

CANARA ROBECO CONSUMER TRENDS FUND (CRCTF)

(as on May 31, 2023)

This product is suitable for investors who are seeking*:

- Capital appreciation over long term
- Investing in equity and equity related securities of companies following the Consumption and Financial Theme



*Investors should consult their financial advisers if in doubt about whether the product is suitable for them.

FUND INFORMATION

CATEGORY/TYPE : Thematic - Consumption & Finance Theme - An open ended equity scheme following the consumption and financial theme

SCHEME OBJECTIVE: To provide long-term capital appreciation by primarily investing in equity and equity related securities of companies which directly or indirectly benefit from the growing consumer demand in India. However, there can be no assurance that the investment objective of the scheme will be realized.

Monthend AUM # : ₹ 1,062.12Crores

Monthly AVG AUM : ₹ 1,025.66Crores

NAV: (as on May 31, 2023)

Direct Plan - Growth Option	₹ 83.7200
Direct Plan - IDCW (payout/reinvestment)	₹ 63.9000
Regular Plan - Growth Option	₹ 74.7900
Regular Plan - IDCW (payout/reinvestment)	₹ 35.9300

DATE OF ALLOTMENT: September 14, 2009

ASSET ALLOCATION:

Equity and equity related instruments of companies which directly or indirectly benefit from the growing consumer demand in India - 80% to 100%. (Risk - Very High)

Other Equity and equity related instruments - 0% to 20%. (Risk - Very High)

Debt and Money Market instruments - 0% to 20%. (Risk-Medium to Low)

Reits/Invits- 0% to 10% (Risk - Very High)

MINIMUM INVESTMENT :

₹ 5000 and in multiples of ₹1 thereafter

Subsequent purchases: Minimum amount of ₹1000 and multiples of ₹1 thereafter

SIP: For Any date/monthly frequency – ₹1000 and in multiples of ₹1 thereafter

For quarterly frequency – ₹2000 and in multiples of ₹1 thereafter

STP: For Daily/Weekly/Monthly frequency – ₹1000 and in multiples of ₹1 thereafter

For quarterly frequency – ₹2000 and in multiples of ₹1 thereafter

SWP: For monthly frequency – ₹1000 and in multiples of ₹1 thereafter

For quarterly frequency – ₹2000 and in multiples of ₹1 thereafter

PLANS / OPTIONS :

Regular Plan - Reinvestment of Income Distribution cum Capital Withdrawal Option

Regular Plan - Payout of Income Distribution cum Capital Withdrawal Option

Regular Plan - Growth Option

Direct Plan - Reinvestment of Income Distribution cum Capital Withdrawal Option

Direct Plan - Payout of Income Distribution cum Capital Withdrawal Option

Direct Plan - Growth Option

ENTRY LOAD: Nil

EXIT LOAD :

1% - If redeemed/switched out within 1 year from the date of allotment.

Nil - if redeemed/switched out after 1 year from the date of allotment

EXPENSE RATIO^:

Regular Plan	: 2.20%
Direct Plan	: 0.90%

BENCHMARK: S&P BSE 100 TRI

FUND MANAGER: 1) Ms. Ennette Fernandes
2) Mr. Shridatta Bhandwalder

TOTAL EXPERIENCE: 1) 12 Years
2) 15 Years

MANAGING THIS FUND: 1) Since 01-Oct-21
2) Since 01-Oct-19

PRODUCT POSITIONING

Canara Robeco Consumer Trends Fund is an open ended thematic fund predominantly investing in companies which directly or indirectly benefit from the growing consumption demand in India and looks for opportunity to invest in companies which benefit from aspirational consumption and financial penetration theme. The fund will invest in stocks across the Market Capitalisation range and will look to follow 'Growth' style of investing.

QUANTITATIVE INFORMATION⁵

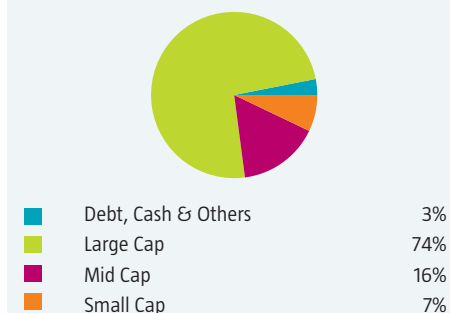
Standard Deviation	13.36
Portfolio Beta	0.84
Portfolio Turnover Ratio	0.2 times
R-Squared	0.81
Sharpe Ratio	1.31

PORTFOLIO

Name of the Instruments	% to NAV
Equities	96.86
Listed	96.86
Banks	17.65
Axis Bank Ltd	3.84
HDFC Bank Ltd	3.14
ICICI Bank Ltd	2.97
State Bank of India	2.82
IndusInd Bank Ltd	2.66
Federal Bank Ltd	1.40
City Union Bank Ltd	0.82
Diversified Fmcg	11.61
ITC Ltd	6.71
Hindustan Unilever Ltd	4.90
Consumer Durables	10.11
Titan Co Ltd	3.59
Bata India Ltd	2.39
Havells India Ltd	1.79
Voltas Ltd	1.39
Kansai Nerolac Paints Ltd	0.95
Beverages	6.87
United Spirits Ltd	2.50
United Breweries Ltd	2.22
Varun Beverages Ltd	2.15
Finance	5.97
Bajaj Finance Ltd	3.29
SBI Cards and Payment Services Ltd	2.68
Retailing	5.73
Trent Ltd	2.64
Vedant Fashions Ltd	1.94
Avenue Supermarts Ltd	1.15
Personal Products	5.43
Godrej Consumer Products Ltd	3.29

Dabur India Ltd	2.14
Automobiles	4.69
Maruti Suzuki India Ltd	2.51
Tata Motors Ltd	2.18
Telecom - Services	4.28
Bharti Airtel Ltd	4.28
Leisure Services	4.27
Indian Hotels Co Ltd	2.27
Westlife Foodworld Ltd	2.00
Insurance	3.60
ICICI Lombard General Insurance Co Ltd	2.03
SBI Life Insurance Co Ltd	1.57
Transport Services	3.33
Interglobe Aviation Ltd	1.98
Blue Dart Express Ltd	1.35
Industrial Products	2.30
KEI Industries Ltd	2.30
Auto Components	2.14
Samvardhana Motherson International Ltd	1.58
Uno Minda Ltd	0.56
Agricultural Food & Other Products	2.08
Tata Consumer Products Ltd	2.08
Pharmaceuticals & Biotechnology	2.08
J.B. Chemicals & Pharmaceuticals Ltd	2.08
Textiles & Apparels	1.75
Page Industries Ltd	1.75
Healthcare Services	1.52
Apollo Hospitals Enterprise Ltd	1.52
Agricultural, Commercial & Construction Vehicles	1.45
Ashok Leyland Ltd	1.45
Money Market Instruments	3.19
TREPS	3.19
Net Current Assets	-0.05
Grand Total (Net Asset)	100.00

MARKET CAPITALIZATION



CANARA ROBECO EQUITY TAX SAVER FUND (CRETFS)

(as on May 31, 2023)

This product is suitable for investors who are seeking*:

- Capital appreciation over long term
- Investment in equity and equity related securities with a statutory lock in of 3 years and tax benefit



*Investors should consult their financial advisers if in doubt about whether the product is suitable for them.

FUND INFORMATION

CATEGORY/TYPE: ELSS - An open ended equity linked saving scheme with a statutory lock in of 3 years and tax benefit

SCHEME OBJECTIVE:

ELSS seeking to provide long term capital appreciation by predominantly investing in equities to facilitate the subscribers to seek tax benefits as provided under Section 80 C of the Income Tax Act, 1961. However, there can be no assurance that the investment objective of the scheme will be realized.

Monthend AUM[#] : ₹ 5,472.69 Crores

Monthly AVG AUM : ₹ 5,350.35 Crores

NAV: (as on May 31, 2023)

Direct Plan - Growth Option	₹	132.2600
Regular Plan - Growth Option	₹	121.3000
Regular Plan -IDCW (payout)	₹	37.7500
Direct Plan -IDCW (payout)	₹	59.6600

DATE OF ALLOTMENT: March 31, 1993

ASSET ALLOCATION:

Equity and equity related instruments - 80% to 100% (Risk - Very High)

Money Market instruments- 0% to 20% (Risk- Low)

MINIMUM INVESTMENT:

₹ 500 and in multiples of ₹ 1 thereafter

Subsequent purchases: Minimum amount of ₹ 500 and multiples of ₹ 1 thereafter

SIP: For Any date/monthly frequency – ₹ 500 and in multiples of ₹ 1 thereafter

For quarterly frequency – ₹ 1000 and in multiples of ₹ 1 thereafter

STP: For Daily/Weekly/Monthly frequency – ₹ 500 and in multiples of ₹ 1 thereafter

For quarterly frequency – ₹ 1000 and in multiples of ₹ 1 thereafter

SWP: For monthly frequency – ₹ 500 and in multiples of ₹ 1 thereafter

For quarterly frequency – ₹ 1000 and in multiples of ₹ 1 thereafter

PLANS / OPTIONS:

Regular Plan - Payout of Income Distribution cum Capital Withdrawal Option

Regular Plan - Growth Option

Direct Plan Payout of Income Distribution cum Capital Withdrawal Option

Direct Plan - Growth Option

ENTRY LOAD: Nil

EXIT LOAD: Nil

EXPENSE RATIO[^]:

Regular Plan	:	1.74%
Direct Plan	:	0.53%

BENCHMARK: S&P BSE 500 Index TRI

FUND MANAGER: 1) Mr. Vishal Mishra
2) Mr. Shridatta Bhandwalder

TOTAL EXPERIENCE: 1) 18 Years
2) 15 Years

MANAGING THIS FUND: 1) Since 26-June-21
2) Since 01-Oct-19

PRODUCT POSITIONING

Canara Robeco Equity Tax Saver Fund is an open ended ELSS with a 3 year lock-in period providing Tax Benefits under Sec 80 C of Income Tax Act to eligible investors. The fund aims to benefit from long term investing due to its lock-in and benefits from power of compounding. The fund would invest in large, mid cap and small cap stocks with a 'Growth' style of investing.

QUANTITATIVE INFORMATION[§]

Standard Deviation	13.17
Portfolio Beta	0.84
Portfolio Turnover Ratio	0.22 times
R-Squared	0.89
Sharpe Ratio	1.29

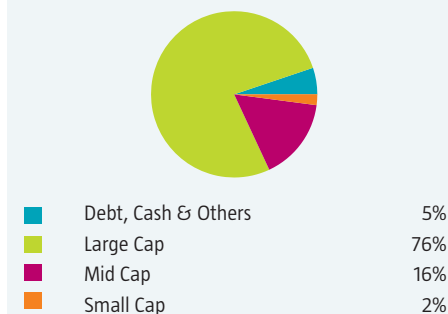
PORTFOLIO

Name of the Instruments	% to NAV
Equities	95.10
Listed	95.10
Banks	23.84
ICICI Bank Ltd	6.98
HDFC Bank Ltd	6.63
State Bank of India	3.81
Axis Bank Ltd	2.68
Kotak Mahindra Bank Ltd	1.50
IndusInd Bank Ltd	1.36
Federal Bank Ltd	0.88
Finance	9.03
Housing Development Finance Corporation Ltd	3.76
Bajaj Finance Ltd	2.78
Cholamandalam Investment and Finance Co Ltd	1.55
SBI Cards and Payment Services Ltd	0.94
IT - Software	8.73
Infosys Ltd	5.39
Tata Consultancy Services Ltd	2.83
Mphasis Ltd	0.51
Petroleum Products	5.35
Reliance Industries Ltd	5.35
Diversified Fmcg	4.14
Hindustan Unilever Ltd	2.15
ITC Ltd	1.99
Auto Components	3.94
Schaeffler India Ltd	1.14
Samvardhana Motherson International Ltd	1.06
Uno Minda Ltd	0.91
Sona Blw Precision Forgings Ltd	0.83
Automobiles	3.17
Tata Motors Ltd	1.33
Maruti Suzuki India Ltd	0.94
Bajaj Auto Ltd	0.90
Pharmaceuticals & Biotechnology	3.11
Sun Pharmaceutical Industries Ltd	1.45
J.B. Chemicals & Pharmaceuticals Ltd	0.99
Abbott India Ltd	0.54
Mankind Pharma Ltd	0.13
Cement & Cement Products	2.94
Ultratech Cement Ltd	1.94
J.K. Cement Ltd	1.00
Transport Services	2.90
Blue Dart Express Ltd	0.94
Interglobe Aviation Ltd	0.87
Container Corporation Of India Ltd	0.59
TCI Express Ltd	0.50
Telecom - Services	2.33
Bharti Airtel Ltd	2.33
Chemicals & Petrochemicals	2.33
Navin Fluorine International Ltd	0.93

Vinati Organics Ltd	0.72
Atul Ltd	0.68
Electrical Equipment	2.24
ABB India Ltd	1.49
Siemens Ltd	0.75
Retailing	2.21
Vedant Fashions Ltd	1.18
Trent Ltd	1.03
Personal Products	1.97
Godrej Consumer Products Ltd	1.02
Dabur India Ltd	0.95
Construction	1.77
Larsen & Toubro Ltd	1.77
Consumer Durables	1.77
Titan Co Ltd	0.84
Bata India Ltd	0.66
Volta Ltd	0.27
Power	1.39
NTPC Ltd	1.39
Healthcare Services	1.37
Max Healthcare Institute Ltd	1.37
Realty	1.34
Oberoi Realty Ltd	1.34
Fertilizers & Agrochemicals	1.23
PI Industries Ltd	1.23
Agricultural, Commercial & Construction Vehicles	1.20
Ashok Leyland Ltd	1.20
Ferrous Metals	1.08
Tata Steel Ltd	1.08
Aerospace & Defense	1.05
Bharat Electronics Ltd	1.05
Beverages	0.99
United Spirits Ltd	0.99
Industrial Products	0.96
KEI Industries Ltd	0.96
Textiles & Apparels	0.92
Page Industries Ltd	0.92
Leisure Services	0.71
Indian Hotels Co Ltd	0.71
Insurance	0.61
SBI Life Insurance Co Ltd	0.61
Non - Ferrous Metals	0.48
Hindalco Industries Ltd	0.48
Money Market Instruments	4.80
TREPS	4.80
Net Current Assets	0.10

Grand Total (Net Asset) 100.00

MARKET CAPITALIZATION



[§]Source ICRA MFI Explorer ● # Monthend AUM as on 31.05.2023 ● ^The expense ratios mentioned for the schemes includes GST on investment management fees. ● Please refer page no. 43 for disclaimers.

CANARA ROBECO FOCUSED EQUITY FUND (CRFEF)

(as on May 31, 2023)

This product is suitable for investors who are seeking*:

- Long term capital appreciation
- Investment in equity and equity related securities across market capitalisation in maximum 30 stocks.



*Investors should consult their financial advisers if in doubt about whether the product is suitable for them.

FUND INFORMATION

CATEGORY/TYPE: Focused Fund - An open ended equity scheme investing in maximum of 30 stocks in large cap, mid cap and small cap companies

SCHEME OBJECTIVE:

The investment objective of the scheme is to generate long term capital appreciation/income by investing in equity and equity related instruments across market capitalization of up to 30 companies, However, there can be no assurance that the investment objective of the Scheme will be realized.

Monthend AUM[#] : ₹ 1,810.84 Crores

Monthly AVG AUM : ₹ 1,780.85 Crores

NAV: (as on May 31, 2023)

Direct Plan - Growth Option ₹ 13.4600

Regular Plan - Growth Option ₹ 13.0100

Regular Plan -IDCW

(payout/reinvestment) ₹ 12.9600

Direct Plan - IDCW

(payout/reinvestment) ₹ 13.4600

DATE OF ALLOTMENT: May 17, 2021

ASSET ALLOCATION:

Equity and Equity – related Instruments* 65% to 100% (Risk - Very High)

Debt and Money Market Instruments 0% to 35% (Risk Low to Medium)

Units issued by REITs and InvITs 0% to 10% (Risk - Very High)

Units of MF schemes 0% to 5% (Risk Medium to High)

Equity Exchange Traded Funds 0% to 10% (Risk - Very High)

*Subject to overall limit of 30 stocks

MINIMUM INVESTMENT:

Lumpsum Purchase: ₹ 5,000.00 and multiples of ₹ 1.00 thereafter.

Subsequent Purchase: ₹ 1000.00 and multiples of ₹ 1.00 thereafter.

SIP:

For Any date/monthly frequency – ₹ 1000 and in multiples of ₹ 1 thereafter

For quarterly frequency – ₹ 2000 and in multiples of ₹ 1 thereafter

STP:

For Daily/Weekly/Monthly frequency – ₹ 1000 and in multiples of ₹ 1 thereafter

For quarterly frequency – ₹ 2000 and in multiples of ₹ 1 thereafter

SWP:

For monthly frequency – ₹ 1000 and in multiples of ₹ 1 thereafter

For quarterly frequency – ₹ 2000 and in multiples of ₹ 1 thereafter

PLANS / OPTIONS :

Regular Plan - Reinvestment of Income Distribution cum Capital Withdrawal Option

Regular Plan - Payout of Income Distribution cum Capital Withdrawal Option

Regular Plan - Growth Option

Direct Plan - Reinvestment of Income Distribution cum Capital Withdrawal Option

Direct Plan - Payout of Income Distribution cum Capital Withdrawal Option

Direct Plan - Growth Option

ENTRY LOAD: Nil

EXIT LOAD:

1% - If redeemed/switched out within 365 days from the date of allotment.

Nil - if redeemed/switched out after 365 days from the date of allotment

EXPENSE RATIO[^]:

Regular Plan : 2.01%

Direct Plan : 0.46%

BENCHMARK: S&P BSE 500 TRI

FUND MANAGER :

1) Mr. Shridatta Bhandwaldar (Fund Manager)

2) Mr. Amit Kadam (Assistant Fund Manager)

TOTAL EXPERIENCE :

1) 15 Years

2) 11 Years

MANAGING THIS FUND :

1) Since 17-May-21

2) Since 01-October-21

PRODUCT POSITIONING

Canara Robeco Focused Equity Fund is an open-ended equity scheme which takes a concentrated exposure in not more than 30 high conviction stocks across market capitalisation depending on the growth opportunities. The fund may benefit from the active allocation to the select best ideas with an aim to achieve optimal portfolio diversification across sectors to manage risk. The fund's portfolio focuses on high quality and high growth stocks while remaining market capitalisation agnostic but sensitive to liquidity constraints. Further, the fund strategy intends to have a good combination of 'Leaders' with proven track record across market cycles to provide stability, 'Challengers' with improving market share to provide growth to the portfolio and 'Emerging Themes' or cyclical turnaround beneficiaries.

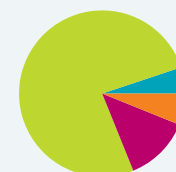
PORTFOLIO

Name of the Instruments	% to NAV
Equities	94.92
Listed	94.92
Banks	26.44
HDFC Bank Ltd	9.41
ICICI Bank Ltd	9.30
State Bank of India	4.07
Axis Bank Ltd	3.66
IT - Software	8.19
Infosys Ltd	5.55
Tata Consultancy Services Ltd	2.64
Petroleum Products	5.83
Reliance Industries Ltd	5.83
Auto Components	5.60
Uno Minda Ltd	2.78
ZF Commercial Vehicle Control Systems India Ltd	1.58
Schaeffler India Ltd	1.24
Pharmaceuticals & Biotechnology	4.82
J.B. Chemicals & Pharmaceuticals Ltd	2.54
Abbott India Ltd	1.30
Mankind Pharma Ltd	0.98
Telecom - Services	4.81
Bharti Airtel Ltd	4.81
Construction	4.27
Larsen & Toubro Ltd	4.27
Cement & Cement Products	3.95
Ultratech Cement Ltd	3.95
Finance	3.82
Bajaj Finance Ltd	3.82

Diversified Fmcg	3.65
Hindustan Unilever Ltd	3.65
Retailing	3.36
Trent Ltd	3.36
Healthcare Services	3.06
Max Healthcare Institute Ltd	3.06
Leisure Services	2.96
Westlife Foodworld Ltd	1.51
Indian Hotels Co Ltd	1.45
Aerospace & Defense	2.83
Bharat Electronics Ltd	2.83
Insurance	2.15
SBI Life Insurance Co Ltd	2.15
Chemicals & Petrochemicals	2.03
Navin Fluorine International Ltd	2.03
Automobiles	1.96
Maruti Suzuki India Ltd	1.96
Consumer Durables	1.86
Titan Co Ltd	1.86
Fertilizers & Agrochemicals	1.47
PI Industries Ltd	1.47
Ferrous Metals	1.05
Tata Steel Ltd	1.05
Transport Services	0.81
TCL Express Ltd	0.81
Money Market Instruments	5.07
TREPS	5.07
Net Current Assets	0.01

Grand Total (Net Asset) 100.00

MARKET CAPITALIZATION



Debt, Cash & Others	5%
Large Cap	76%
Mid Cap	13%
Small Cap	6%

CANARA ROBECO VALUE FUND (CRVF)

(as on May 31, 2023)

This product is suitable for investors who are seeking*:

- Long term capital growth
- Investments in equity and equity related instruments by following value investing strategy



*Investors should consult their financial advisers if in doubt about whether the product is suitable for them.

FUND INFORMATION

CATEGORY/TYPE: Value Fund - An open-ended equity scheme following a value investment strategy

SCHEME OBJECTIVE:

The fund aims to generate long-term capital appreciation from a diversified portfolio of predominantly equity and equity related instrument, with higher focus on value stocks. There is no assurance or guarantee that the investment objective of the scheme will be realized.

Monthend AUM[#] : ₹ 840.06 Crores

Monthly AVG AUM : ₹ 822.14 Crores

NAV: (as on May 31, 2023)

Direct Plan - Growth Option ₹ 12.5200

Regular Plan - Growth Option ₹ 12.1600

Regular Plan -IDCW

(payout/reinvestment) ₹ 12.1600

Direct Plan - IDCW

(payout/reinvestment) ₹ 12.5200

DATE OF ALLOTMENT: September 03, 2021

ASSET ALLOCATION:

Equity and Equity – related Instruments 65% to 100% (Risk - Very High)

Debt and Money Market Instruments 0% to 35% (Risk Low to Medium)

Units issued by REITs and InvITs 0% to 10% (Risk - Very High)

Units of MF schemes 0% to 5% (Risk Medium to High)

Equity Exchange Traded Funds 0% to 10%

(Risk - Very High)

MINIMUM INVESTMENT:

Lumpsum Purchase:

₹ 5,000.00 and multiples of ₹ 1.00 thereafter.

Subsequent Purchase:

₹ 1000.00 and multiples of ₹ 1.00 thereafter.

SIP:

For Any date/monthly frequency – ₹ 1000 and in multiples of ₹ 1 thereafter

For quarterly frequency – ₹ 2000 and in multiples of ₹ 1 thereafter

STP:

For Daily/Weekly/Monthly frequency – ₹ 1000 and in multiples of ₹ 1 thereafter

For quarterly frequency – ₹ 2000 and in multiples of ₹ 1 thereafter

SWP:

For monthly frequency – ₹ 1000 and in multiples of ₹ 1 thereafter

For quarterly frequency – ₹ 2000 and in multiples of ₹ 1 thereafter

PLANS / OPTIONS :

Regular Plan - Reinvestment of Income Distribution cum Capital Withdrawal Option

Regular Plan - Payout of Income Distribution cum Capital Withdrawal Option

Regular Plan - Growth Option

Direct Plan - Reinvestment of Income Distribution cum Capital Withdrawal Option

Direct Plan - Payout of Income Distribution cum Capital Withdrawal Option

Direct Plan - Growth Option

ENTRY LOAD: Nil

EXIT LOAD:

1% - If redeemed/switched out within 365 days from the date of allotment.

Nil - if redeemed/switched out after 365 days from the date of allotment

EXPENSE RATIO[^]:

Regular Plan : 2.24%

Direct Plan : 0.66%

BENCHMARK: S&P BSE 500 Index TRI

FUND MANAGER :

1) Mr. Vishal Mishra (Fund Manager)

2) Ms. Silky Jain (Assistant Fund Manager)

TOTAL EXPERIENCE :

1) 18 Years

2) 11 Years

MANAGING THIS FUND : 1) Since 03-September -21
2) Since 01-October -21

PRODUCT POSITIONING

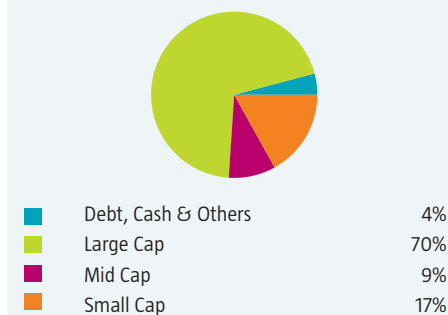
Canara Robeco Value Fund is an open-ended equity scheme which follows a value investment strategy. The fund intends to take exposure into equities and aims to generate long-term capital appreciation from a diversified portfolio in the Indian markets with a higher focus on companies which are trading at a discount to their 'Intrinsic Value'. 'Intrinsic Value' strategy relies on the analytical and behavioural edge to generate investor's alpha and keeps an appropriate 'Margin of Safety'. The fund has a market cap agnostic approach following a mix of bottom up and top down strategy and it aims to benefit over the full investment cycle.

PORTFOLIO

Name of the Instruments	% to NAV
Equities	96.16
Listed	96.16
Banks	25.00
ICICI Bank Ltd	6.90
HDFC Bank Ltd	6.38
State Bank of India	3.84
Axis Bank Ltd	3.40
Federal Bank Ltd	1.94
IndusInd Bank Ltd	1.32
Equitas Small Finance Bank Ltd	1.22
Finance	7.63
Housing Development Finance Corporation Ltd	3.78
Creditaccess Grameen Ltd	2.87
Sundaram Finance Ltd	0.98
IT - Software	7.56
Infosys Ltd	6.03
HCL Technologies Ltd	1.53
Petroleum Products	6.42
Reliance Industries Ltd	5.45
Bharat Petroleum Corporation Ltd	0.97
Pharmaceuticals & Biotechnology	5.17
J.B. Chemicals & Pharmaceuticals Ltd	2.91
Sun Pharmaceutical Industries Ltd	1.71
Cipla Ltd	0.42
Mankind Pharma Ltd	0.13
Diversified Fmccg	4.62
ITC Ltd	4.62
Transport Services	4.08
Container Corporation Of India Ltd	1.17
Interglobe Aviation Ltd	1.06
Blue Dart Express Ltd	0.93
VR Logistics Ltd	0.92

Industrial Products	3.96
KEI Industries Ltd	3.01
AIA Engineering Ltd	0.95
Automobiles	3.63
Tata Motors Ltd	1.38
Bajaj Auto Ltd	1.30
Maruti Suzuki India Ltd	0.95
Power	3.35
NTPC Ltd	3.35
Telecom - Services	2.92
Bharti Airtel Ltd	2.86
Bharti Airtel Ltd	0.06
Aerospace & Defense	2.89
Bharat Electronics Ltd	2.89
Realty	2.46
Brigade Enterprises Ltd	2.46
Construction	2.44
Larsen & Toubro Ltd	2.44
Beverages	2.26
Varun Beverages Ltd	2.26
Insurance	1.69
SBI Life Insurance Co Ltd	1.69
Healthcare Services	1.37
Max Healthcare Institute Ltd	1.37
Auto Components	1.29
Samvardhana Motherson International Ltd	1.29
Cement & Cement Products	1.10
JK Lakshmi Cement Ltd	1.10
Consumer Durables	1.10
Cera Sanitaryware Ltd	1.10
Ferrous Metals	1.04
Tata Steel Ltd	1.04
Personal Products	1.01
Dabur India Ltd	1.01
Electrical Equipment	1.00
KEC International Ltd	1.00
Agricultural, Commercial & Construction Vehicles	0.97
Ashok Leyland Ltd	0.97
Fertilizers & Agrochemicals	0.73
EID Parry India Ltd	0.73
Textiles & Apparels	0.47
K.P.R. Mill Ltd	0.47
Money Market Instruments	3.89
TREPS	3.89
Net Current Assets	-0.05
Grand Total (Net Asset)	100.00

MARKET CAPITALIZATION



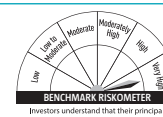
[§]Source ICRA MFI Explorer ● # Monthend AUM as on 31.05.2023 ● ^The expense ratios mentioned for the schemes includes GST on investment management fees. ● Please refer page no. 43 for disclaimers.

CANARA ROBECO MID CAP FUND (CRMCF)

(as on May 31, 2023)

This product is suitable for investors who are seeking*:

- Long term capital appreciation
- Investments predominantly in equity and equity related instruments of mid cap companies



*Investors should consult their financial advisers if in doubt about whether the product is suitable for them.

FUND INFORMATION

CATEGORY/TYPE: Mid Cap Fund - An open-ended equity scheme predominantly investing in mid cap stocks.

SCHEME OBJECTIVE:

The investment objective of the Scheme is to generate capital appreciation by investing predominantly in equity and equity related instruments of mid cap companies. However, there can be no assurance that the investment objective of the scheme will be realized.

Monthend AUM[#] : ₹ 1,211.22 Crores

Monthly AVG AUM : ₹ 1,157.47 Crores

NAV: (as on May 31, 2023)

Direct Plan - Growth Option ₹ 10.5000

Regular Plan - Growth Option ₹ 10.4200

Regular Plan - IDCW ₹ 10.4200

(payout/reinvestment) ₹ 10.4200

Direct Plan - IDCW ₹ 10.5100

(payout/reinvestment) ₹ 10.5100

DATE OF ALLOTMENT: December 02, 2022

ASSET ALLOCATION:

Equity and Equity-related Instruments of Midcap companies* 65% to 100% (Risk - Very High)

Equity and Equity-related Instruments of companies other than Midcap companies 0% to 35% (Risk - Very High)

Debt and Money Market Instruments 0% to 35% (Risk - Low to Medium)

Units issued by REITs and InvITs 0% to 10% (Risk - Very High)

*As defined by SEBI Circular No.

SEBI/HO/IMD/DF3/CIR/P/2017/114 dated October 06, 2017 and as amended from time to time Mid Cap Companies are those companies which are ranked from 101 to 250 based on their full market capitalization.

MINIMUM INVESTMENT:

Lumpsum Purchase: ₹ 5,000.00 and multiples of ₹ 1.00 thereafter.

Subsequent Purchase: ₹ 1000.00 and multiples of ₹ 1.00 thereafter.

SIP:

For Any date/monthly frequency – ₹ 1000 and in multiples of ₹ 1 thereafter

For quarterly frequency – ₹ 2000 and in multiples of ₹ 1 thereafter

STP:

For Daily/Weekly/Monthly frequency – ₹ 1000 and in multiples of ₹ 1 thereafter

For quarterly frequency – ₹ 2000 and in multiples of ₹ 1 thereafter

SWP:

For monthly frequency – ₹ 1000 and in multiples of ₹ 1 thereafter

For quarterly frequency – ₹ 2000 and in multiples of ₹ 1 thereafter

PLANS / OPTIONS :

Regular Plan - Reinvestment of Income Distribution cum Capital Withdrawal Option

Regular Plan - Payout of Income Distribution cum Capital Withdrawal Option

Regular Plan - Growth Option

Direct Plan - Reinvestment of Income Distribution cum Capital Withdrawal Option

Direct Plan - Payout of Income Distribution cum Capital Withdrawal Option

Direct Plan - Growth Option

ENTRY LOAD: N.A

EXIT LOAD:

In respect of each purchase / switch-in of units

1% - If redeemed/switched out within 365 days from the date of allotment.

Nil - if redeemed/switched out after 365 days from the date of allotment

EXPENSE RATIO[^]:

Regular Plan : 2.11%

Direct Plan : 0.59%

BENCHMARK: S&P BSE 150 Mid Cap Index TRI

FUND MANAGER :

1) Mr. Ajay Khandelwal

2) Mr. Shridatta Bhandwaldar

TOTAL EXPERIENCE : 1) 17 Years

2) 15 Years

MANAGING THIS FUND : 1) Since 02 - December - 22

2) Since 02 - December - 22

PRODUCT POSITIONING

Canara Robeco Mid Cap Fund is an open ended mid cap fund which aim to invest in companies that are at the confluence of Industry Growth, Company Growth & Management Pedigree. The fund strategy intends to create a good combination whereby the fund identifies "leaders" which showcase superior earnings growth, "compounders" which have high cash flow generation and boast of stable earnings growth and "turnaround beneficiaries" which are companies which benefit from revival in industry cycle.

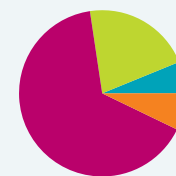
PORTFOLIO

Name of the Instruments	% to NAV
Equities	94.01
Listed	94.01
Industrial Products	10.66
Polycab India Ltd	3.30
Astral Ltd	2.76
AIA Engineering Ltd	2.71
Bharat Forge Ltd	1.89
Banks	9.77
Federal Bank Ltd	3.34
HDFC Bank Ltd	2.33
Indian Bank	2.26
ICICI Bank Ltd	1.84
Auto Components	8.42
Uno Minda Ltd	3.45
Sundram Fasteners Ltd	2.71
Schaeffler India Ltd	2.26
Chemicals & Petrochemicals	7.46
Navin Fluorine International Ltd	2.29
Linde India Ltd	2.14
Deepak Nitrite Ltd	1.72
Atul Ltd	1.31
Pharmaceuticals & Biotechnology	5.73
Abbott India Ltd	2.90
J.B. Chemicals & Pharmaceuticals Ltd	1.20
Mankind Pharma Ltd	1.05
IPCA Laboratories Ltd	0.58
Finance	5.47
CRISIL Ltd	2.77

Sundaram Finance Ltd	2.70
Healthcare Services	5.38
Max Healthcare Institute Ltd	2.74
Global Health Ltd	2.64
Retailing	4.99
Trent Ltd	2.82
Avenue Supermarts Ltd	1.31
Go Fashion India Ltd	0.86
Cement & Cement Products	4.80
J.K. Cement Ltd	3.10
JK Lakshmi Cement Ltd	1.70
Consumer Durables	4.19
Kajaria Ceramics Ltd	3.08
Whirlpool Of India Ltd	1.11
IT - Software	3.89
Persistent Systems Ltd	2.89
Mphasis Ltd	1.00
Fertilizers & Agrochemicals	3.05
PI Industries Ltd	3.05
Textiles & Apparels	2.86
K.P.R. Mill Ltd	1.72
Page Industries Ltd	1.14
Aerospace & Defense	2.67
Bharat Electronics Ltd	2.67
Automobiles	2.60
TVS Motor Co Ltd	2.60
Agricultural, Commercial & Construction Vehicles	2.47
Ashok Leyland Ltd	2.47
Diversified Fmcg	2.29
Hindustan Unilever Ltd	2.29
Telecom - Services	2.28
Bharti Airtel Ltd	2.28
Leisure Services	1.71
Devyani International Ltd	1.71
Beverages	1.68
United Breweries Ltd	1.68
Ferrous Metals	1.64
Tata Steel Ltd	1.64
Money Market Instruments	5.93
TREPS	5.93
Net Current Assets	0.06

Grand Total (Net Asset) 100.00

MARKET CAPITALIZATION




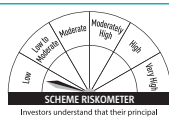
Debt, Cash & Others	6%
Large Cap	21%
Mid Cap	65%
Small Cap	7%

CANARA ROBECO OVERNIGHT FUND (CROF)

(as on May 31, 2023)

This product is suitable for investors who are seeking*:

- Regular income over short term that may be in line with the overnight call rates
- Investment in overnight securities.



Credit Risk	Potential Risk Class		
	Relatively Low (Class A)	Moderate (Class B)	Relatively High (Class C)
Interest Rate Risk			
Relatively Low (Class I)	A-1		
Moderate (Class II)			
Relatively High (Class III)			

*Investors should consult their financial advisers if in doubt about whether the product is suitable for them.

FUND INFORMATION

CATEGORY/TYPE: Overnight Fund - An open-ended debt scheme investing in overnight securities. A relatively low interest rate risk and relatively low credit risk.

SCHEME OBJECTIVE:

The investment objective of the Scheme is to generate returns commensurate with low risk and providing high level of liquidity, through investments made primarily in overnight securities. However, there can be no assurance that the investment objective of the Scheme will be realized.

Monthend AUM[#] : ₹ 169.37 Crores

Monthly AVG AUM : ₹ 148.98 Crores

NAV: (as on May 31, 2023)

Regular Plan -

Daily IDCW (reinvestment) ₹ 1,001.0000

Direct Plan - Daily IDCW (reinvestment) ₹ 1,001.0007

Direct Plan - Growth Option ₹ 1,172.6916

Regular Plan - Growth Option ₹ 1,171.8003

DATE OF ALLOTMENT: 24th July, 2019

ASSET ALLOCATION:

Overnight Securities *- 0% - 100% (Risk - Low)

*Overnight Securities: Debt and money market instruments with overnight interest rate risk such as debt instruments with one business day residual maturity. Overnight securities include synthetic overnight positions such as reverse repo/tri-party repo & other transactions where the interest rate is reset every business day.

MINIMUM INVESTMENT:

I. Lump sum Investment:

Minimum amount: ₹ 5,000.00 and multiples of ₹ 1.00 thereafter.

Additional purchases: Minimum amount of ₹ 1000.00 and multiples of ₹ 1.00 thereafter.

II. Systematic Transfer Plan (STP):

For Daily/Weekly/Monthly frequency - ₹ 1000/- and in multiples of ₹ 1/- thereafter.

For Quarterly frequency - ₹ 2000/- and in multiples of ₹ 1/- thereafter.

III. Systematic Withdrawal Plan (SWP):

For Monthly frequency - ₹ 1000/- and in multiples of ₹ 1/- thereafter.

For Quarterly frequency - ₹ 2000/- and in multiples of ₹ 1/- thereafter.

PLANS / OPTIONS:

Regular Plan - Daily Reinvestment of Income Distribution cum Capital Withdrawal Option

Regular Plan - Growth Option

Direct Plan - Daily Reinvestment of Income Distribution cum Capital Withdrawal Option

Direct Plan - Growth Option

ENTRY LOAD: Nil

EXIT LOAD: Nil

EXPENSE RATIO[^]:

Regular Plan : 0.11%

Direct Plan : 0.10%

BENCHMARK: CRISIL Liquid Overnight Index

FUND MANAGER : Ms. Suman Prasad

TOTAL EXPERIENCE : 24Years

MANAGING THIS FUND : Since 24-July-19

PRODUCT POSITIONING

Fund predominantly invests in tri-party repos, overnight reverse repos and fixed income securities/instruments with maturity of one (1) business day. Fund has minimal interest rate and credit risk and tends to ensure a high degree of liquidity in the portfolio. Fund offers an alternative to corporate and individual investors who may want to park their idle funds for short period of time and expecting minimal interest rate and credit risk.

QUANTITATIVE INFORMATION[§]

Annualised Portfolio YTM 6.24%

Modified Duration 0.0026 Years

Residual Maturity 0.00272 Years

Macaulay Duration 0.0027 Years

MATURITY PROFILE

% Allocation

Net Current Assets 0.57%

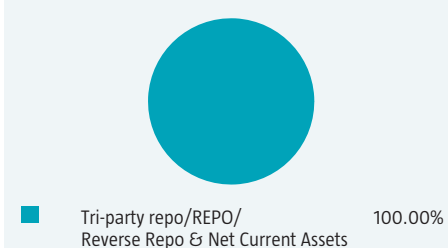
0 to 3 Months 99.43%

PORTFOLIO

Name of the Instruments	Rating	% to NAV
TREPS		99.43
Other Current Assets		0.57
Grand Total (Net Asset)		100.00

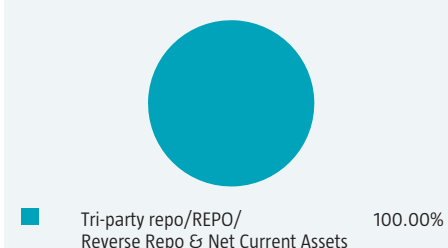
RATING PROFILE

(% to net assets)



ASSET ALLOCATION

(% to net assets)



[§]Source ICRA MFI Explorer ● # Monthend AUM as on 31.05.2023 ● ^The expense ratios mentioned for the schemes includes GST on investment management fees. ● Please refer page no. 43 for disclaimers.

CANARA ROBECO ULTRA SHORT TERM FUND (CRUSTF)

(as on May 31, 2023)

This product is suitable for investors who are seeking*:

- Income/ Capital appreciation over ultra-short term through a low risk strategy
- Investment in a mix of Debt and Money Market instruments such that the Macaulay duration of the portfolio is between 3 months and 6 months



Credit Risk	Potential Risk Class		
	Relatively Low (Class A)	Moderate (Class B)	Relatively High (Class C)
Interest Rate Risk			
Relatively Low (Class I)		B-1	
Moderate (Class II)			
Relatively High (Class III)			

*Investors should consult their financial advisers if in doubt about whether the product is suitable for them.

FUND INFORMATION

CATEGORY/TYPE : Ultra Short Duration Fund - An open ended ultra-short term debt scheme investing in debt & money market instruments such that the Macaulay duration of the portfolio is between 3 months and 6 months. A relatively low interest rate risk and moderate credit risk.

SCHEME OBJECTIVE:

To generate returns by investing in a wide range of debt securities and money market instruments of various maturities and risk profile. However, there is no assurance that the objective of the Fund will be realised.

Monthend AUM[#] : ₹ 540.87 Crores

Monthly AVG AUM : ₹ 536.82 Crores

NAV: (as on May 31, 2023)

Direct Plan - Daily IDCW (reinvestment) ₹ 1,240.7100

Direct Plan - Growth Option ₹ 3,486.5962

Direct Plan -

IDCW (payout/reinvestment) ₹ 1,995.6930

Direct Plan -

Monthly IDCW (payout/reinvestment) ₹ 1,001.0535

Regular Plan - IDCW (payout) ₹ 1,362.1639

Regular Plan -

Daily IDCW (reinvestment) ₹ 1,240.7100

Regular Plan - Growth Option ₹ 3,315.7393

Regular Plan -

Monthly IDCW (payout/reinvestment) ₹ 1,001.0529

Regular Plan -

Weekly IDCW (payout/reinvestment) ₹ 1,240.7100

Direct Plan -

Weekly IDCW (payout/reinvestment) ₹ 1,240.7100

DATE OF ALLOTMENT: September 16, 2003

ASSET ALLOCATION:

Debt and Money Market instruments- 0% to 100% (Risk- Low to Medium)

Reits / Invits- 0% to 10% (Risk- Medium to High)

MINIMUM INVESTMENT :

₹ 500 and in multiples of ₹ 1 thereafter.

Subsequent purchases:

Minimum amount of ₹ 500 and multiples of ₹ 1 thereafter.

SIP: For Any date/monthly frequency – ₹ 500 and in multiples of ₹ 1 thereafter

For quarterly frequency – ₹ 500 and in multiples of ₹ 1 thereafter

STP: The minimum amount for STP will be subject to the minimum investment amount as detailed in switch-in scheme

SWP: ₹ 100 and in multiples of ₹ 1 thereafter

PLANS / OPTIONS :

Regular Plan - Daily Reinvestment of Income Distribution cum Capital Withdrawal Option

Regular Plan - Weekly Reinvestment of Income Distribution cum Capital Withdrawal Option

Regular Plan - Weekly Payout of Income Distribution cum Capital Withdrawal Option

Regular Plan - Monthly Reinvestment of Income Distribution cum Capital Withdrawal Option

Regular Plan - Monthly Payout of Income Distribution cum Capital Withdrawal Option

Regular Plan - Payout of Income Distribution cum Capital Withdrawal Option

Regular Plan - Growth Option

Direct Plan - Daily Reinvestment of Income Distribution cum Capital Withdrawal Option

Direct Plan - Weekly Reinvestment of Income Distribution cum Capital Withdrawal Option

Direct Plan - Weekly Payout of Income Distribution cum Capital Withdrawal Option

Direct Plan - Monthly Reinvestment of Income

Distribution cum Capital Withdrawal Option

Direct Plan - Monthly Payout of Income Distribution cum Capital Withdrawal Option

Direct Plan - Payout of Income Distribution cum Capital Withdrawal Option

Direct Plan - Growth Option

ENTRY LOAD: Nil

EXIT LOAD: Nil

EXPENSE RATIO[^]:

Regular Plan : 0.95%

Direct Plan : 0.39%

BENCHMARK:

CRISIL Ultra Short Duration Debt B-I Index

FUND MANAGER: 1) Ms. Suman Prasad

2) Mr. Avnish Jain

TOTAL EXPERIENCE: 1) 24 Years

2) 27 Years

MANAGING THIS FUND: 1) Since 12-April-11

2) Since 01-April-22

PRODUCT POSITIONING

Canara Robeco Ultra Short Term Fund is an open ended ultra-short term debt scheme which seeks to provide consistent income and liquidity through investments made primarily in money market and debt securities following a low risk strategy. The portfolio duration of the fund tends to be slightly higher than a liquid fund but investments are made in debt instruments in a way that the Macaulay duration of the portfolio is between 3 months and 6 months.

QUANTITATIVE INFORMATION[§]

Annualised Portfolio YTM	7.05%
Modified Duration	0.36 Years
Residual Maturity	0.39 Years
Macaulay Duration	0.39 Years

PORTFOLIO

Name of the Instruments	Rating	% to NAV
Money Market Instruments		31.66
Kotak Mahindra Bank Ltd	A1+(CRISIL)	4.61
Export-Import Bank Of India	A1+(CRISIL)	4.56
Housing Development Finance Corporation Ltd	A1+(ICRA)	4.54
State Bank Of India	A1+(IND)	4.53
Bank of Baroda	A1+(IND)	4.48
ICICI Bank Ltd	A1+(ICRA)	4.47
Axis Bank Ltd	A1+(CRISIL)	4.47
Debt Instruments		50.63
Indian Railway Finance Corporation Ltd	AAA(CRISIL)	4.65
NHPC Ltd	AAA(CARE)	4.63
Power Grid Corporation of India Ltd	AAA(CRISIL)	4.63
Reliance Industries Ltd	AAA(CRISIL)	4.62
Bajaj Finance Ltd	AAA(CRISIL)	4.61
National Bank For Agriculture & Rural Development	AAA(IND)	4.61
LIC Housing Finance Ltd	AAA(CRISIL)	4.60
National Housing Bank	AAA(CRISIL)	4.60
Indian Oil Corporation Ltd	AAA(CRISIL)	4.57
Bajaj Housing Finance Ltd	AAA(CRISIL)	4.56
REC Ltd	AAA(CRISIL)	4.55
Treasury Bills		9.01
TREPS		6.88
Other Current Assets		1.82
Grand Total (Net Asset)		100.00

RATING PROFILE

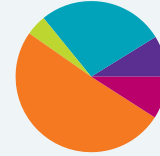
(% to net assets)



Tri-party repo/REPO/ Reverse Repo & Net Current Assets	8.71%
AAA & Equivalent	50.63%
A1+ & Equivalent	31.65%
Treasury Bills/Sovereign	9.01%

ASSET ALLOCATION

(% to net assets)



Tri-party repo/REPO/ Reverse Repo & Net Current Assets	8.71%
Certificate Of Deposit	27.11%
Commercial Paper	4.54%
NCDs/Bonds	50.63%
Treasury Bills/ Sovereign	9.01%

MATURITY PROFILE

	% Allocation
Net Current Assets	1.83%
0 to 3 Months	39.06%
3 to 6 Months	31.77%
6 to 12 Months	22.79%
1-2 years	4.55%

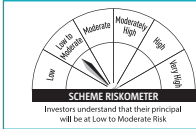
[§]Source ICRA MFI Explorer ● # Monthend AUM as on 31.05.2023 ● ^The expense ratios mentioned for the schemes includes GST on investment management fees. ● Please refer page no. 43 for disclaimers.

CANARA ROBECO SAVINGS FUND (CRSF)

(as on May 31, 2023)

This product is suitable for investors who are seeking*:

- Income / Capital appreciation through a low duration strategy
- Investment in debt & money market instruments such that the Macaulay duration of the portfolio is between 6 months and 12 months



Credit Risk	Potential Risk Class		
	Relatively Low (Class A)	Moderate (Class B)	Relatively High (Class C)
Interest Rate Risk			
Relatively Low (Class I)		B-I	
Moderate (Class II)			
Relatively High (Class III)			

*Investors should consult their financial advisers if in doubt about whether the product is suitable for them.

FUND INFORMATION

CATEGORY/TYPE: Low Duration Fund - An open-ended low duration debt scheme investing in debt & money market instruments such that the Macaulay duration of the portfolio is between 6 months and 12 months. A relatively low interest rate risk and moderate credit risk.

SCHEME OBJECTIVE: To generate income / capital appreciation by investing in a portfolio comprising of low duration debt instruments and money market instruments. However, there can be no assurance that the investment objective of the scheme will be realized.

Monthend AUM[#]: ₹ 943.20 Crores

Monthly AVG AUM: ₹ 929.14 Crores

NAV: (as on May 31, 2023)

Regular Plan - Daily IDCW (reinvestment) ₹ 10.2600

Direct Plan - Daily IDCW (reinvestment) ₹ 10.2600

Direct Plan - Growth Option ₹ 37.1290

Regular Plan - Growth Option ₹ 36.3510

Regular Plan - IDCW (payout/reinvestment) ₹ 32.5617

Direct Plan - IDCW (payout/reinvestment) ₹ 33.2056

Direct Plan - Monthly IDCW (payout/reinvestment) ₹ 10.2600

Regular Plan - Monthly IDCW (payout/reinvestment) ₹ 10.2600

Regular Plan - Weekly IDCW (payout/reinvestment) ₹ 10.2600

Direct Plan - Weekly IDCW (payout/reinvestment) ₹ 10.2600

Direct Plan - Weekly IDCW (payout/reinvestment) ₹ 10.2600

DATE OF ALLOTMENT: March 4, 2005

ASSET ALLOCATION: Debt & Money Market Instruments- 0% to 100% (Risk- Low to Medium)

Reits/Invts- 0% to 10% (Risk- Medium to High)

MINIMUM INVESTMENT:

₹ 5000 and in multiples of ₹ 1 thereafter

Subsequent purchases: Minimum amount of ₹ 1000 and multiples of ₹ 1 thereafter **SIP:** For Any date/monthly frequency - ₹ 1000 and in multiples of ₹ 1 thereafter

For quarterly frequency - ₹ 2000 and in multiples of ₹ 1 thereafter **STP:** For Daily/Weekly/Monthly frequency - ₹ 1000 and in multiples of ₹ 1 thereafter

For quarterly frequency - ₹ 2000 and in multiples of ₹ 1 thereafter **SWP:** For monthly frequency - ₹ 1000 and in multiples of ₹ 1 thereafter

For quarterly frequency - ₹ 2000 and in multiples of ₹ 1 thereafter

PLANS / OPTIONS: **Regular Plan** - Reinvestment of Income Distribution cum Capital Withdrawal Option

Regular Plan - Payout of Income Distribution cum Capital Withdrawal Option

Regular Plan - Daily Reinvestment of Income Distribution cum Capital Withdrawal Option

Regular Plan - Weekly Payout of Income Distribution cum Capital Withdrawal Option

Regular Plan - Weekly Reinvestment of Income Distribution cum Capital Withdrawal Option

Regular Plan - Monthly Payout of Income Distribution cum Capital Withdrawal Option

Regular Plan - Monthly Reinvestment of Income Distribution cum Capital Withdrawal Option

Regular Plan - Growth Option

Direct Plan - Reinvestment of Income Distribution cum Capital Withdrawal Option

Direct Plan - Payout of Income Distribution cum Capital Withdrawal Option

Direct Plan - Daily Reinvestment of Income Distribution cum Capital Withdrawal Option

Direct Plan - Weekly Payout of Income Distribution cum Capital Withdrawal Option

Direct Plan - Weekly Reinvestment of Income Distribution cum Capital Withdrawal Option

Direct Plan - Monthly Payout of Income Distribution cum Capital Withdrawal Option

Direct Plan - Monthly Reinvestment of Income Distribution cum Capital Withdrawal Option

Direct Plan - Growth Option

ENTRY LOAD: Nil

EXIT LOAD: Nil

EXPENSE RATIO[^]:

Regular Plan: 0.60% Direct Plan: 0.30%

BENCHMARK: CRISIL Low Duration Debt B-I Index

FUND MANAGER: 1) Mr. Kunal Jain

2) Mr. Avnish Jain

TOTAL EXPERIENCE: 1) 14 Years 2) 27 Years

MANAGING THIS FUND: 1) Since 18-July-22

2) Since 01-April-22

PRODUCT POSITIONING

Canara Robeco Savings Fund an open-ended low duration debt scheme aiming at primarily generating accrual income from investments in money market and debt securities. The Scheme is ideally suited for investors looking at a comparatively lower risk strategy short term debt fund with a Macaulay duration between 6 months and 12 months.

QUANTITATIVE INFORMATION[§]

Annualised Portfolio YTM 7.29%

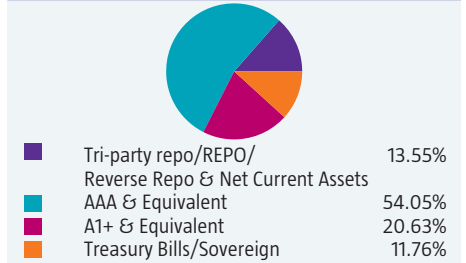
Modified Duration 0.82 Years

Residual Maturity 1.39 Years

Macaulay Duration 0.92 Years

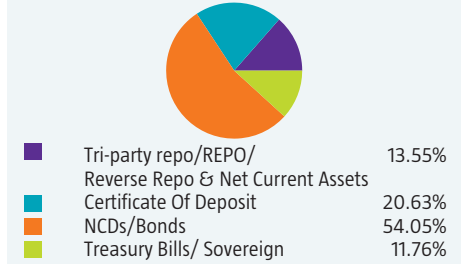
RATING PROFILE

(% to net assets)



ASSET ALLOCATION

(% to net assets)



MATURITY PROFILE

Maturity	% Allocation
Net Current Assets	3.45%
0 to 3 Months	15.33%
3 to 6 Months	13.06%
6 to 12 Months	28.48%
1-2 years	23.12%
More Than 2 Years	16.56%

PORTFOLIO

Name of the Instruments	Rating	% to NAV
Money Market Instruments		20.62
HDFC Bank Ltd	A1+(CARE)	5.10
Export-Import Bank Of India	A1+(CRISIL)	2.61
Axis Bank Ltd	A1+(CRISIL)	2.60
Kotak Mahindra Bank Ltd	A1+(CRISIL)	2.60
Kotak Mahindra Bank Ltd	A1+(CRISIL)	2.60
Small Industries Development Bank of India	A1+(CARE)	2.60
Axis Bank Ltd	A1+(CRISIL)	2.51
Debt Instruments		54.07
Housing & Urban Development Corporation Ltd	AAA(ICRA)	7.80
Housing Development Finance Corporation Ltd	AAA(CRISIL)	7.44
Power Finance Corporation Ltd	AAA(CRISIL)	5.30
National Bank For Agriculture & Rural Development	AAA(ICRA)	5.23
HDB Financial Services Ltd	AAA(CRISIL)	5.16
Kotak Mahindra Prime Ltd	AAA(CRISIL)	2.66
HDB Financial Services Ltd	AAA(CARE)	2.65
L&T Finance Ltd	AAA(CRISIL)	2.65
Bajaj Housing Finance Ltd	AAA(CRISIL)	2.63
Bajaj Housing Finance Ltd	AAA(CRISIL)	2.62
National Bank For Agriculture & Rural Development	AAA(ICRA)	2.62
Small Industries Development Bank Of India	AAA(CARE)	2.61
Small Industries Development Bank Of India	AAA(CARE)	2.57
Bajaj Housing Finance Ltd	AAA(CRISIL)	1.59
Bajaj Finance Ltd	AAA(CRISIL)	0.54
Government Securities		9.15
GOI FRB 2033 (22-SEP-2033)	Sovereign	4.77
0.00% GOI 19-SEP-26	Sovereign	3.84
7.38% GOI 2027 (20-JUN-2027)	Sovereign	0.54
TREPS		10.10
Treasury Bills		2.62
Other Current Assets		3.45
Grand Total (Net Asset)		100.00

CANARA ROBECO SHORT DURATION FUND (CRSDF)

(as on May 31, 2023)

This product is suitable for investors who are seeking*:

- Income / capital appreciation over short term
- Investment in debt & money market instruments such that the Macaulay duration of the portfolio is between 1 year and 3 years



Credit Risk	Potential Risk Class		
	Relatively Low (Class A)	Moderate (Class B)	Relatively High (Class C)
Relatively Low (Class I)			
Moderate (Class II)		B-II	
Relatively High (Class III)			

*Investors should consult their financial advisers if in doubt about whether the product is suitable for them.

FUND INFORMATION

CATEGORY/TYPE: Short Duration Fund - An open ended short term debt scheme investing in debt & money market instruments such that the Macaulay duration of the portfolio is between 1 year and 3 years. A moderate interest rate risk and moderate credit risk.

SCHEME OBJECTIVE : To generate returns by investing in a wide range of debt securities and money market instruments of various maturities and risk profile. However, there is no assurance that the objective of the Fund will be realised.

Monthend AUM[#] : ₹ 497.63 Crores
Monthly AVG AUM : ₹ 495.10 Crores

NAV: (as on May 31, 2023)

Direct Plan - Growth Option	₹ 23.7368
Regular Plan - Growth Option	₹ 22.0360
Direct Plan - Monthly IDCW (payout/reinvestment)	₹ 16.9195
Regular Plan - Monthly IDCW (payout/reinvestment)	₹ 15.0289
Regular Plan - Quarterly IDCW (payout/reinvestment)	₹ 14.9445
Direct Plan - Quarterly IDCW (payout/reinvestment)	₹ 16.4213

DATE OF ALLOTMENT : 25 April, 2011

ASSET ALLOCATION :

Debt and Money Market instruments- 0% to 100% (Risk- Low to Medium)
Reits / Invt's- 0% to 10% (Risk- Medium to High)

MINIMUM INVESTMENT :

₹ 5000 and in multiples of ₹ 1 thereafter

Subsequent purchases: Minimum amount of ₹ 1000 and multiples of ₹ 1 thereafter **SIP:** For Any date/monthly frequency – ₹ 1000 and in multiples of ₹ 1 thereafter

For quarterly frequency – ₹ 2000 and in multiples of ₹ 1 thereafter **STP:** For Daily/Weekly/Monthly frequency – ₹ 1000 and in multiples of ₹ 1 thereafter

For quarterly frequency – ₹ 2000 and in multiples of ₹ 1 thereafter **SWP:** For monthly frequency – ₹ 1000 and in multiples of ₹ 1 thereafter

For quarterly frequency – ₹ 2000 and in multiples of ₹ 1 thereafter

PLANS/OPTIONS :

Regular Plan - Monthly Payout of Income Distribution cum Capital Withdrawal Option

Regular Plan - Monthly Reinvestment of Income Distribution cum Capital Withdrawal Option

Regular Plan - Quarterly Payout of Income Distribution cum Capital Withdrawal Option

Regular Plan - Quarterly Reinvestment of Income Distribution cum Capital Withdrawal Option

Regular Plan - Growth Option

Direct Plan - Monthly Payout of Income Distribution cum Capital Withdrawal Option

Direct Plan - Monthly Reinvestment of Income Distribution cum Capital Withdrawal Option

Direct Plan - Quarterly Payout of Income Distribution cum Capital Withdrawal Option

Direct Plan - Quarterly Reinvestment of Income Distribution cum Capital Withdrawal Option

Direct Plan - Growth Option

ENTRY LOAD: Nil

EXIT LOAD: Nil

EXPENSE RATIO[^]:
Regular Plan : 1.03%
Direct Plan : 0.42%

BENCHMARK:

CRISIL Short Duration Debt B-II Index

FUND MANAGER:

- Ms. Suman Prasad
- Mr. Avnish Jain

TOTAL EXPERIENCE :

- 24 Years
- 27 Years

MANAGING THIS FUND :

- Since 16-Sep-12
- Since 18-July-22

PRODUCT POSITIONING

Canara Robeco Short Duration Fund is suitable for investors having short to medium term investment horizon with low volatility. The fund aim to generate income predominantly from accrual yields on high quality Money Market Instruments, while an active trading strategy is followed for generating Alpha.

QUANTITATIVE INFORMATION[§]

Annualised Portfolio YTM	7.25%
Modified Duration	1.66 Years
Residual Maturity	2.01 Years
Macaulay Duration	1.80 Years

MATURITY PROFILE

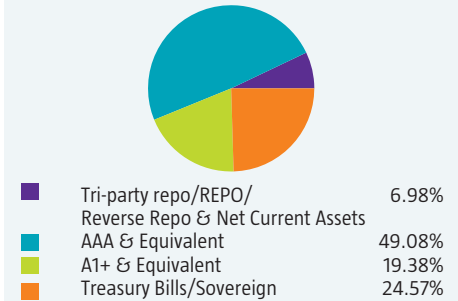
	% Allocation
Net Current Assets	1.74%
0 to 3 Months	5.24%
3 to 6 Months	9.84%
6 to 12 Months	22.90%
1 -2 years	21.05%
More Than 2 Years	39.23%

PORTFOLIO

Name of the Instruments	RATING	% to NAV
Money Market Instruments		19.38
Kotak Mahindra Bank Ltd	A1+(CRISIL)	4.93
Reliance Jio Infocomm Ltd	A1+(CARE)	4.91
Axis Bank Ltd	A1+(CRISIL)	4.78
Indian Bank	A1+(CRISIL)	4.76
Debt Instruments		49.08
REC Ltd	AAA(CRISIL)	5.09
Small Industries Development Bank Of India	AAA(CARE)	5.05
Grasim industries Ltd	AAA(CRISIL)	5.05
Housing Development Finance Corporation Ltd	AAA(CRISIL)	5.04
National Bank For Agriculture & Rural Development	AAA(CRISIL)	5.04
Bajaj Housing Finance Ltd	AAA(CRISIL)	4.96
Kotak Mahindra Prime Ltd	AAA(CRISIL)	4.95
Bajaj Finance Ltd	AAA(CRISIL)	4.92
Power Finance Corporation Ltd	AAA(CRISIL)	4.00
HDB Financial Services Ltd	AAA(CRISIL)	2.97
Power Finance Corporation Ltd	AAA(CRISIL)	2.01
Government Securities		24.09
5.63% GOI 2026 (12-APR-2026)	Sovereign	9.73
7.38% GOI 2027 (20-JUN-2027)	Sovereign	5.10
7.26% GOI 2033 (06-FEB-2033)	Sovereign	4.09
7.59% GOI 2026 (11-JAN-2026)	Sovereign	4.09
7.58% TAMIL NADU SDL 24-AUG-26	Sovereign	1.02
7.86% KARNATAKA SDL 15-MAR-27	Sovereign	0.06
TREPS		5.24
Treasury Bills		0.48
Other Current Assets		1.73
Grand Total (Net Asset)		100.00

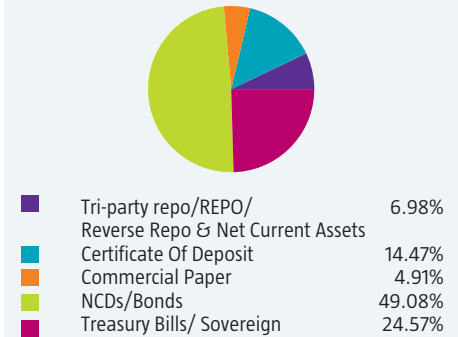
RATING PROFILE

(% to net assets)



ASSET ALLOCATION

(% to net assets)



[§]Source ICRA MFI Explorer ● # Monthend AUM as on 31.05.2023 ● ^The expense ratios mentioned for the schemes includes GST on investment management fees. ● Please refer page no. 43 for disclaimers.

CANARA ROBECO INCOME FUND (CRINC)

(as on May 31, 2023)

This product is suitable for investors who are seeking*:

- Income / Capital appreciation over Medium to Long term
- Investment in debt & money market instruments such that the Macaulay duration of the portfolio is between 4 years and 7 years (Portfolio Macaulay duration under anticipated adverse situation is 1 year to 7 years)



Credit Risk	Potential Risk Class		
	Relatively Low (Class A)	Moderate (Class B)	Relatively High (Class C)
Interest Rate Risk			
Relatively Low (Class I)			
Moderate (Class II)			
Relatively High (Class III)		B-III	

*Investors should consult their financial advisers if in doubt about whether the product is suitable for them.

FUND INFORMATION

CATEGORY/TYPE: Medium To Long Duration Fund - An open ended medium term debt scheme investing in debt & money market instruments such that the Macaulay duration of the portfolio is between 4 years – 7 years. (Portfolio Macaulay duration under anticipated adverse situation is 1 year to 7 years). A relatively high interest rate risk and moderate credit risk.

SCHEME OBJECTIVE:

The Scheme seeks to generate income and capital appreciation through a portfolio constituted of medium to long term debt and money market securities and issuers of different risk profiles. However, there can be no assurance that the investment objective of the scheme will be realized.

Monthend AUM[#] : ₹ 126.46 Crores

Monthly AVG AUM : ₹ 126.33 Crores

NAV: (as on May 31, 2023)

Direct Plan - Growth Option ₹ 53.4540

Regular Plan - Growth Option ₹ 48.8084

Regular Plan -

Quarterly IDCW (payout/reinvestment) ₹ 14.7939

Direct Plan -

Quarterly IDCW (payout/reinvestment) ₹ 16.4566

DATE OF ALLOTMENT: September 19, 2002

ASSET ALLOCATION:

Debt and Money Market instruments- 0% to 100% (Risk- Low to Medium)

Reits/Invits- 0% to 10% (Risk- Medium to High)

MINIMUM INVESTMENT:

₹ 5000 and in multiples of ₹ 1 thereafter

Subsequent purchases: Minimum amount of ₹ 1000 and multiples of ₹ 1 thereafter

SIP: For Any date/monthly frequency – ₹ 1000 and in multiples of ₹ 1 thereafter

For quarterly frequency – ₹ 2000 and in multiples of ₹ 1 thereafter

STP: For Daily/Weekly/Monthly frequency – ₹ 1000 and in multiples of ₹ 1 thereafter

For quarterly frequency – ₹ 2000 and in multiples of ₹ 1 thereafter

SWP: For monthly frequency – ₹ 1000 and in multiples of ₹ 1 thereafter

For quarterly frequency – ₹ 2000 and in multiples of ₹ 1 thereafter

PLANS / OPTIONS : **Regular Plan** - Quarterly Reinvestment of Income Distribution cum Capital Withdrawal Option

Regular Plan - Quarterly Payout of Income Distribution cum Capital Withdrawal Option

Regular Plan - Growth Option

Direct Plan - Quarterly Reinvestment of Income Distribution cum Capital Withdrawal Option

Direct Plan - Quarterly Payout of Income Distribution cum Capital Withdrawal Option

Direct Plan - Growth Option

ENTRY LOAD: Nil

EXIT LOAD:

1% - if redeemed/switched out within 12 months from the date of allotment

EXPENSE RATIO[^]:

Regular Plan : 1.88%

Direct Plan : 0.73%

BENCHMARK:

CRISIL Medium to Long Duration Debt B-III Index

FUND MANAGER:

- Mr. Avnish Jain
- Mr. Kunal Jain

TOTAL EXPERIENCE :

- 27 Years
- 14 Years

MANAGING THIS FUND :

- Since 25-June-14
- Since 18-July-22

PRODUCT POSITIONING

Canara Robeco Income Fund is an open ended medium term debt scheme investing in debt & money market instruments such that the Macaulay duration of the portfolio is between 4 years – 7 years. However, the Portfolio Macaulay duration under anticipated adverse situation may be between 1 year and 7 years. Fund manager takes an active view of the interest rate movements. Based on the interest rate view, the duration of the portfolio will be decided along with the asset allocation pattern between sovereign & corporate bonds. As majority of the portfolio gets invested in high quality debt papers, which provides consistent accrual income to the portfolio.

QUANTITATIVE INFORMATION[§]

Annualised Portfolio YTM	7.14%
Modified Duration	6.43 Years
Residual Maturity	11.84 Years
Macaulay Duration	6.83 Years

MATURITY PROFILE

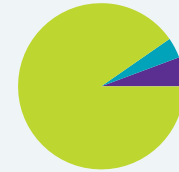
	% Allocation
Net Current Assets	1.68%
0 to 3 Months	3.89%
6 to 12 Months	1.89%
1-2 years	4.04%
More Than 2 Years	88.51%

PORTFOLIO

Name of the Instruments	Rating	% to NAV
Debt Instruments		4.04
Power Finance Corporation Ltd	AAA(CRISIL)	4.04
Government Securities		88.53
7.10% GOI 2029 (18-APR-2029)	Sovereign	19.88
7.41% GOI 2036 (19-DEC-2036)	Sovereign	16.27
7.17% GOI 2030 (17-APR-2030)	Sovereign	15.97
7.36% GOI 2052 (12-SEP-2052)	Sovereign	8.11
7.26% GOI 2033 (06-FEB-2033)	Sovereign	8.06
7.40% GOI 2062 (19-SEP-2062)	Sovereign	4.08
7.71% ANDHRA PRADESH SDL 06-APR-33	Sovereign	4.06
7.64% KERALA SDL 04-JAN-34	Sovereign	4.04
7.06% GOI 2028 (10-APR-2028)	Sovereign	3.98
6.95% GOI 2061 (16-DEC-2061)	Sovereign	3.85
8.47% MAHARASHTRA SDL 10-FEB-26	Sovereign	0.23
TREPS		3.89
Treasury Bills		1.89
Other Current Assets		1.68
Grand Total (Net Asset)		100.00

RATING PROFILE

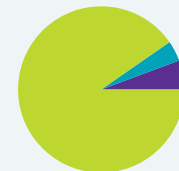
(% to net assets)



Tri-party repo/REPO/ Reverse Repo & Net Current Assets	5.56%
AAA & Equivalent	4.04%
Treasury Bills/Sovereign	90.40%

ASSET ALLOCATION

(% to net assets)



Tri-party repo/REPO/ Reverse Repo & Net Current Assets	5.56%
NCDs/Bonds	4.04%
Treasury Bills/ Sovereign	90.40%

CANARA ROBECO DYNAMIC BOND FUND (CRDBF)

(as on May 31, 2023)

This product is suitable for investors who are seeking*:

- Income/ Capital appreciation by dynamically managing duration
- Investment in Debt and Money Market securities across duration



Credit Risk	Potential Risk Class		
	Relatively Low (Class A)	Moderate (Class B)	Relatively High (Class C)
Interest Rate Risk			
Relatively Low (Class I)			
Moderate (Class II)			
Relatively High (Class III)		B-III	

*Investors should consult their financial advisers if in doubt about whether the product is suitable for them.

FUND INFORMATION

CATEGORY/TYPE: Dynamic Bond - An open ended dynamic debt scheme investing across duration. A relatively high interest rate risk and moderate credit risk.

SCHEME OBJECTIVE:

The objective of the fund is to seek to generate income from a portfolio of debt and money market securities. However, there can be no assurance that the investment objective of the scheme will be realized and the Fund does not assure or guarantee any returns.

Monthend AUM[#] : ₹ 123.41 Crores

Monthly AVG AUM : ₹ 123.12 Crores

NAV: (as on May 31, 2023)

Direct Plan - Growth Option ₹ 27.8461

Direct Plan -

IDCW (payout/reinvestment) ₹ 15.0127

Regular Plan - Growth Option ₹ 25.8279

Regular Plan -

IDCW (payout/reinvestment) ₹ 13.7597

DATE OF ALLOTMENT: May 29, 2009

ASSET ALLOCATION:

Government of India & Corporate Debt Securities (including Securitised Debt)* - 0% to 100% (Risk- Low to Medium)

Money Market Instruments - 0% to 100% (Risk- Low)

* Excluding Debt/GOI Securities with initial maturity of less than one year and Treasury bills

MINIMUM INVESTMENT :

₹ 5000 and in multiples of ₹1 thereafter

Subsequent purchases: Minimum amount of ₹1000 and multiples of ₹1 thereafter

SIP: For Any date/monthly frequency – ₹1000 and in multiples of ₹1 thereafter

For quarterly frequency – ₹2000 and in multiples of ₹1 thereafter

STP: For Daily/Weekly/Monthly frequency – ₹1000 and in multiples of ₹1 thereafter

For quarterly frequency – ₹2000 and in multiples of ₹1 thereafter

SWP: For monthly frequency – ₹1000 and in multiples of ₹1 thereafter

For quarterly frequency – ₹2000 and in multiples of ₹1 thereafter

PLANS / OPTIONS :

Regular Plan - Reinvestment of Income Distribution cum Capital Withdrawal Option

Regular Plan - Payout of Income Distribution cum Capital Withdrawal Option

Regular Plan - Growth Option

Direct Plan - Reinvestment of Income Distribution cum Capital Withdrawal Option

Direct Plan - Payout of Income Distribution cum Capital Withdrawal Option

Direct Plan - Growth Option

ENTRY LOAD: Nil

EXIT LOAD:

-if redeemed / switched out within six months from the date of allotment: 0.50%

-if redeemed / switched out after six months from the date of allotment: Nil

EXPENSE RATIO[^]:

Regular Plan : 1.75%

Direct Plan : 0.64%

BENCHMARK: CRISIL Dynamic Bond B-III Index

FUND MANAGER:	1) Mr. Kunal Jain 2) Mr. Avnish Jain
TOTAL EXPERIENCE:	1) 14 Years 2) 27 Years
MANAGING THIS FUND:	1) Since 18-July-22 2) Since 01-April-22

PRODUCT POSITIONING

Canara Robeco Dynamic Bond Fund intends to invest and trade in G-secs and Corporate Debt by identifying mispriced opportunities & capturing volatility trends. The fund aims at generating Alpha through free-style duration management depending on the interest rate view. At the same time it endeavours to capture accruals in the form of portfolio running yields on high-quality debt instruments.

QUANTITATIVE INFORMATION[§]

Annualised Portfolio YTM	6.89%
Modified Duration	5.11 Years
Residual Maturity	8.75 Years
Macaulay Duration	5.47 Years

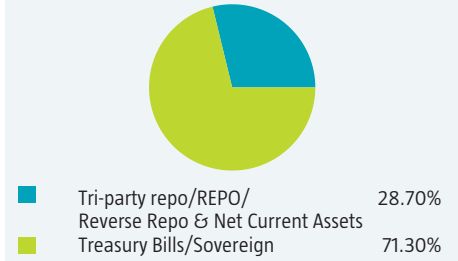
MATURITY PROFILE

	% Allocation
Net Current Assets	2.09%
0 to 3 Months	26.62%
More Than 2 Years	71.30%

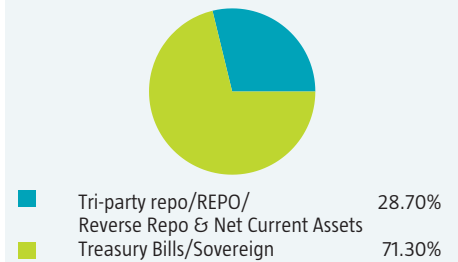
PORTFOLIO

Name of the Instruments	Rating	% to NAV
Government Securities		71.29
7.41% GOI 2036 (19-DEC-2036)	Sovereign	33.76
7.10% GOI 2029 (18-APR-2029)	Sovereign	12.22
7.36% GOI 2052 (12-SEP-2052)	Sovereign	8.31
7.26% GOI 2033 (06-FEB-2033)	Sovereign	6.19
5.63% GOI 2026 (12-APR-2026)	Sovereign	3.92
5.74% GOI 2026 (15-NOV-2026)	Sovereign	3.91
7.38% GOI 2027 (20-JUN-2027)	Sovereign	2.06
7.26% GOI 2032 (22-AUG-2032)	Sovereign	0.74
6.68% GOI 2031 (17-SEP-2031)	Sovereign	0.18
TREPS		26.62
Other Current Assets		2.09
Grand Total (Net Asset)		100.00

RATING PROFILE (% to net assets)



ASSET ALLOCATION (% to net assets)



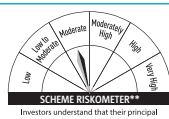
[§]Source ICRA MFI Explorer ● # Monthend AUM as on 31.05.2023 ● ^The expense ratios mentioned for the schemes includes GST on investment management fees. ● Please refer page no. 43 for disclaimers.

CANARA ROBECO CORPORATE BOND FUND (CRCBF)

(as on May 31, 2023)

This product is suitable for investors who are seeking*:

- Income / capital appreciation through a low credit risk strategy
- Investment in a portfolio constituted predominantly of AA+ and above rated corporate bonds



Credit Risk	Potential Risk Class		
	Relatively Low (Class A)	Moderate (Class B)	Relatively High (Class C)
Relatively Low (Class I)			
Moderate (Class II)			
Relatively High (Class III)		B-III	

*Investors should consult their financial advisers if in doubt about whether the product is suitable for them.

FUND INFORMATION

CATEGORY/TYPE : Corporate Bond Fund - An open ended debt scheme predominantly investing in AA+ and above rated corporate bonds. A relatively high interest rate risk and moderate credit risk.

SCHEME OBJECTIVE : The Scheme seeks to generate income and capital appreciation through a portfolio constituted predominantly of AA+ and above rated Corporate Debt across maturities. However, there can be no assurance that the investment objective of the scheme will be realized

Monthend AUM # : ₹ 189.51 Crores

Monthly AVG AUM : ₹ 189.15 Crores

NAV: (as on May 31, 2023)

Direct Plan - Growth Option ₹ 19.9761

Regular Plan - Growth Option ₹ 18.8965

Regular Plan -

IDCW (payout/reinvestment) ₹ 11.4411

Direct Plan -

IDCW (payout/reinvestment) ₹ 12.0923

DATE OF ALLOTMENT : 7th February, 2014

ASSET ALLOCATION :

AA+ and above rated Corporate Debt of varying maturities - 80% to 100% (Risk- Low to Medium)
Other Debt (including government securities) and Money Market Instruments - 0% to 20% (Risk- Low to Medium)
Reits/Invits - 0% to 10% (Risk- Medium to High)

MINIMUM INVESTMENT:

₹ 5000 and in multiples of ₹1 thereafter

Subsequent purchases: Minimum amount of ₹ 1000 and multiples of ₹1 thereafter

SIP: For Any date/monthly frequency – ₹ 1000 and in multiples of ₹1 thereafter

For quarterly frequency – ₹ 2000 and in multiples of ₹ 1 thereafter

STP: For Daily/Weekly/Monthly frequency – ₹ 1000 and in multiples of ₹1 thereafter

For quarterly frequency – ₹ 2000 and in multiples of ₹ 1 thereafter

SWP: For monthly frequency – ₹ 1000 and in multiples of ₹1 thereafter

For quarterly frequency – ₹ 2000 and in multiples of ₹ 1 thereafter

PLANS / OPTIONS :

Regular Plan - Reinvestment of Income Distribution cum Capital Withdrawal Option

Regular Plan - Payout of Income Distribution cum Capital Withdrawal Option

Regular Plan - Growth Option

Direct Plan - Reinvestment of Income Distribution cum Capital Withdrawal Option

Direct Plan - Payout of Income Distribution cum Capital Withdrawal Option

Direct Plan - Growth Option

ENTRY LOAD: Nil

EXIT LOAD:

If redeemed/switched-out within 90 Days from the date of allotment: 0.50%

If redeemed/switched-out after 90 Days from the date of allotment: Nil

EXPENSE RATIO^:

Regular Plan : 1.03%

Direct Plan : 0.38%

BENCHMARK : CRISIL Corporate Bond B-III Index

FUND MANAGER: 1) Mr. Avnish Jain
2) Ms. Suman Prasad

TOTAL EXPERIENCE: 1) 27 Years

2) 24 Years

MANAGING THIS FUND: 1) Since 7-Feb-14

2) Since 18-July-22

PRODUCT POSITIONING

Canara Robeco Corporate Bond Fund endeavours to generate accrual income by investing in High quality debt papers. The fund looks to benefit from the mispriced opportunities in the markets and a possible upgrade of rating of the instruments in which investments are made. The fund is suitable for investors who have a medium to long term investment horizon & a moderate risk appetite.

QUANTITATIVE INFORMATION⁵

Annualised Portfolio YTM 7.31%

Modified Duration 2.36 Years

Residual Maturity 3.40 Years

Macaulay Duration 2.55 Years

MATURITY PROFILE

	% Allocation
Net Current Assets	2.69%
0 to 3 Months	6.01%
3 to 6 Months	7.87%
6 to 12 Months	22.16%
1-2 years	21.09%
More Than 2 Years	40.18%

PORTFOLIO

Name of the Instruments	Rating	% to NAV
Debt Instruments		71.35
HDFC Bank Ltd	AAA(CRISIL)	8.01
REC Ltd	AAA(CRISIL)	7.87
Small Industries Development Bank Of India	AAA(ICRA)	7.80
Power Finance Corporation Ltd	AAA(CRISIL)	5.38
Grasim industries Ltd	AAA(CRISIL)	5.33
National Bank For Agriculture & Rural Development	AAA(CRISIL)	5.29
LIC Housing Finance Ltd	AAA(CRISIL)	5.25
National Housing Bank	AAA(CRISIL)	5.25
Bajaj Finance Ltd	AAA(CRISIL)	5.20
Indian Railway Finance Corporation Ltd	AAA(CRISIL)	2.77
Axis Bank Ltd	AAA(CRISIL)	2.68
LIC Housing Finance Ltd	AAA(CRISIL)	2.64
Grasim Industries Ltd	AAA(CRISIL)	2.64
Power Finance Corporation Ltd	AAA(CRISIL)	2.63
Sundaram Finance Ltd	AAA(CRISIL)	2.61
Government Securities		18.69
7.26% GOI 2033 (06-FEB-2033)	Sovereign	10.75
7.10% GOI 2029 (18-APR-2029)	Sovereign	2.65
7.39% TAMIL NADU SDL 10-MAY-33	Sovereign	2.65
GOI FRB 2033 (22-SEP-2033)	Sovereign	2.64
TREPS		6.01
Treasury Bills		1.26
Other Current Assets		2.69
Grand Total (Net Asset)		100.00

RATING PROFILE

(% to net assets)



Tri-party repo/REPO/ Reverse Repo & Net Current Assets	8.70%
AAA & Equivalent	71.35%
Treasury Bills/Sovereign	19.95%

ASSET ALLOCATION

(% to net assets)



Tri-party repo/REPO/ Reverse Repo & Net Current Assets	8.70%
NCDs/Bonds	71.35%
Treasury Bills/ Sovereign	19.95%


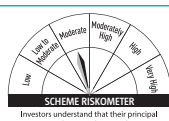
⁵Source ICRA MFI Explorer ● # Monthend AUM as on 31.05.2023 ● ^The expense ratios mentioned for the schemes includes GST on investment management fees. ● Please refer page no. 43 for disclaimers. ● **Please refer notice cum addendum no.10 dated June 06, 2023 for change in riskometer for CRCBF

CANARA ROBECO GILT FUND (CRGILT)

(as on May 31, 2023)

This product is suitable for investors who are seeking*:

- Risk free return (except interest rate risk) and long term capital appreciation
- Investment in government securities across maturity



Credit Risk	Potential Risk Class		
	Relatively Low (Class A)	Moderate (Class B)	Relatively High (Class C)
Relatively High Interest Rate Risk			
Relatively Low Interest Rate Risk			
Moderate Interest Rate Risk			
Relatively High Credit Risk			
Relatively Low Credit Risk			
Moderate Credit Risk			

*Investors should consult their financial advisers if in doubt about whether the product is suitable for them.

FUND INFORMATION

CATEGORY/TYPE: Gilt Fund - An open-ended debt scheme investing in government securities across maturity. A relatively high interest rate risk and relatively low credit risk.

SCHEME OBJECTIVE: To provide risk free return (except interest rate risk) while maintaining stability of capital and liquidity. Being a dedicated Gilt Scheme, the funds will be invested in securities as defined under Sec. 2 (2) of Public Debt Act, 1944. However, there can be no assurance that the investment objective of the Scheme will be realized.

Monthend AUM[#] : ₹ 90.78 Crores

Monthly AVG AUM : ₹ 90.30 Crores

NAV: (as on May 31, 2023)

Direct Plan - Growth Option ₹ 69.3902

Regular Plan - Growth Option ₹ 65.4078

Regular Plan -

IDCW (payout/reinvestment) ₹ 14.9936

Direct Plan -

IDCW (payout/reinvestment) ₹ 16.1009

DATE OF ALLOTMENT: December 29, 1999

ASSET ALLOCATION:

Govt. Securities - 80% to 100% (Risk-Low)

Money Market Instruments - 0% to 20% (Risk- Low to Medium)

MINIMUM INVESTMENT:

₹ 5000 and in multiples of ₹ 1 thereafter

Subsequent purchases: Minimum amount of ₹ 1000 and multiples of ₹ 1 thereafter

SIP: For Any date/monthly frequency – ₹ 1000 and in multiples of ₹ 1 thereafter

For quarterly frequency – ₹ 2000 and in multiples of ₹ 1 thereafter

STP: For Daily/Weekly/Monthly frequency – ₹ 1000 and in multiples of ₹ 1 thereafter

For quarterly frequency – ₹ 2000 and in multiples of ₹ 1 thereafter

SWP: For monthly frequency – ₹ 1000 and in multiples of ₹ 1 thereafter

For quarterly frequency – ₹ 2000 and in multiples of ₹ 1 thereafter

PLANS / OPTIONS :

Regular Plan - Reinvestment of Income Distribution cum Capital Withdrawal Option

Regular Plan - Payout of Income Distribution cum Capital Withdrawal Option

Regular Plan - Growth Option

Direct Plan - Reinvestment of Income Distribution cum Capital Withdrawal Option

Direct Plan - Payout of Income Distribution cum Capital Withdrawal Option

Direct Plan - Growth Option

ENTRY LOAD: Nil

EXIT LOAD : Nil

EXPENSE RATIO[^]:

Regular Plan : 1.25%

Direct Plan : 0.54%

BENCHMARK: CRISIL Dynamic Gilt Index

FUND MANAGER: 1) Mr. Kunal Jain

2) Mr. Avnish Jain

TOTAL EXPERIENCE: 1) 14 Years

2) 27 Years

MANAGING THIS FUND: 1) Since 18-July-22

2) Since 01-April-22

PRODUCT POSITIONING

Canara Robeco Gilt Fund invests in G-Secs of varying maturity issued by Reserve Bank of India (RBI). Being invested in sovereign papers, the fund does not expose its investors to Credit Risk as in the case of other bond funds.

QUANTITATIVE INFORMATION[§]

Annualised Portfolio YTM 7.01%

Modified Duration 5.72 Years

Residual Maturity 9.85 Years

Macaulay Duration 6.11 Years

MATURITY PROFILE

% Allocation

Net Current Assets 2.04%

0 to 3 Months 14.41%

1-2 years 5.61%

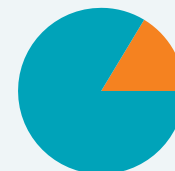
More Than 2 Years 77.94%

PORTFOLIO

Name of the Instruments	Rating	% to NAV
Government Securities		83.55
7.41% GOI 2036 (19-DEC-2036)	Sovereign	27.76
7.10% GOI 2029 (18-APR-2029)	Sovereign	16.62
7.26% GOI 2033 (06-FEB-2033)	Sovereign	14.03
7.36% GOI 2052 (12-SEP-2052)	Sovereign	11.29
8.18% ANDHRA PRADESH SDL 27-MAY-25	Sovereign	5.61
5.74% GOI 2026 (15-NOV-2026)	Sovereign	5.32
7.38% GOI 2027 (20-JUN-2027)	Sovereign	2.80
8.13% GOI 2045 (22-JUN-2045)	Sovereign	0.12
TREPS		14.41
Other Current Assets		2.04
Grand Total (Net Asset)		100.00

RATING PROFILE

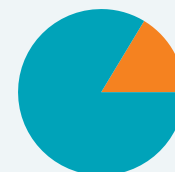
(% to net assets)



- Tri-party repo/REPO/Reverse Repo & Net Current Assets 16.45%
- Treasury Bills/Sovereign 83.55%

ASSET ALLOCATION

(% to net assets)



- Tri-party repo/REPO/Reverse Repo & Net Current Assets 16.45%
- Treasury Bills/Sovereign 83.55%

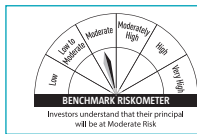
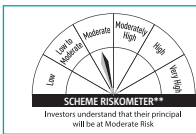
[§]Source ICRA MFI Explorer ● # Monthend AUM as on 31.05.2023 ● ^The expense ratios mentioned for the schemes includes GST on investment management fees. ● Please refer page no. 43 for disclaimers.

CANARA ROBECO BANKING AND PSU DEBT FUND (CRBPDF)

(as on May 31, 2023)

This product is suitable for investors who are seeking*:

- Income/Capital appreciation over short to medium term
- Investment in debt and money market instruments issued by Banks, Public Sector Undertakings (PSUs), Public Financial Institutions (PFIs) and Municipal Bonds



Credit Risk	Potential Risk Class		
	Relatively Low (Class A)	Moderate (Class B)	Relatively High (Class C)
Relatively Low (Class I)			
Moderate (Class II)			
Relatively High (Class III)		B-III	

*Investors should consult their financial advisers if in doubt about whether the product is suitable for them.

FUND INFORMATION

CATEGORY/TYPE: Banking and PSU Fund - An open-ended debt scheme predominantly investing in debt instruments of banks, public sector undertakings, public financial institutions and municipal bonds. A relatively high interest rate risk and moderate credit risk.

SCHEME OBJECTIVE: To generate income and/or capital appreciation through a portfolio of high quality debt and money market instruments issued by entities such as Banks, Public Sector Undertakings (PSUs), Public Financial Institutions (PFIs) and Municipal Bonds. However, there is no assurance that the objective of the fund will be realised.

Monthend AUM[#] : ₹ 452.08 Crores

Monthly AVG AUM : ₹ 427.94 Crores

NAV: (as on May 31, 2023)

Direct Plan - Growth Option ₹ 10.4816

Regular Plan - Growth Option ₹ 10.4588

Regular Plan -

IDCW (payout/reinvestment) ₹ 10.4589

Direct Plan - IDCW (payout/reinvestment) ₹ 10.4814

DATE OF ALLOTMENT: August 22, 2022

ASSET ALLOCATION:

Debt and Money Market Instruments issued by Banks, Public Financial Institutions (PFIs), Public Sector Undertakings (PSUs) and Municipal Bonds - 80% to 100% (Risk - Low to Medium)

Debt (including securities issued by Central and State Governments) and Money Market Instruments issued by entities other than Banks, PFIs, PSUs and Municipal Bonds - 0% to 20% (Risk - Low to Medium)
Units issued by REITs and InvITs - 0% to 10% (Risk - Medium to High)

MINIMUM INVESTMENT:

Lump sum: ₹ 5,000.00 and multiples of ₹ 1.00 thereafter.

Subsequent purchases: ₹ 1000.00 and multiples of ₹ 1.00 thereafter

SIP:

For Any date/monthly frequency – ₹ 1000 and in multiples of ₹ 1 thereafter

For quarterly frequency – ₹ 2000 and in multiples of ₹ 1 thereafter

STP:

For Daily/Weekly/Monthly frequency – ₹ 1000 and in multiples of ₹ 1 thereafter

For quarterly frequency – ₹ 2000 and in multiples of ₹ 1 thereafter

SWP:

For monthly frequency – ₹ 1000 and in multiples of ₹ 1 thereafter

For quarterly frequency – ₹ 2000 and in multiples of ₹ 1 thereafter

PLANS / OPTIONS:

Regular Plan - Reinvestment of Income Distribution cum Capital Withdrawal Option

Regular Plan - Payout of Income Distribution cum Capital Withdrawal Option

Regular Plan - Growth Option

Direct Plan - Reinvestment of Income Distribution cum Capital Withdrawal Option

Direct Plan - Payout of Income Distribution cum Capital Withdrawal Option

Direct Plan - Growth Option

ENTRY LOAD: NA

EXIT LOAD: Nil

EXPENSE RATIO[^]:

Regular Plan : 0.71%

Direct Plan : 0.43%

BENCHMARK: CRISIL Banking and PSU Debt Index

FUND MANAGER: Mr. Avnish Jain

TOTAL EXPERIENCE: 27 Years

MANAGING THIS FUND: Since 22-August-22

PRODUCT POSITIONING

Canara Robeco Banking and PSU Debt Fund would be an "Actively Managed Fund" that aims to capture opportunities in the interest rate cycle and mispricing on the yield curve.

The Fund will endeavour to invest in "High Grade Assets" that are either government-backed entities or systemically important private banks/entities. This potentially provides lower credit risk.

The fund is suitable for investors who have a "Medium-term investment horizon" of 3-4 years & having relatively "low to medium risk appetite" looking to invest in high credit quality bonds with good liquidity.

QUANTITATIVE INFORMATION[§]

Annualised Portfolio YTM 7.32%

Modified Duration 2.55 Years

Residual Maturity 3.61 Years

Macaulay Duration 2.82 Years

MATURITY PROFILE

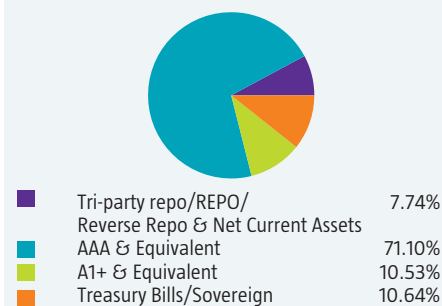
	% Allocation
Net Current Assets	4.06%
0 to 3 Months	3.67%
3 to 6 Months	5.52%
6 to 12 Months	11.06%
1-2 years	23.12%
More Than 2 Years	52.57%

PORTFOLIO

Name of the Instruments	Rating	% to NAV
Money Market Instruments		10.53
Kotak Mahindra Bank Ltd	A1+(CRISIL)	5.30
State Bank Of India	A1+(IND)	5.23
Debt Instruments		71.07
HDFC Bank Ltd	AAA(CRISIL)	5.75
Axis Bank Ltd	AAA(CRISIL)	5.62
NTPC Ltd	AAA(CRISIL)	5.54
ICICI Bank Ltd	AAA(CARE)	5.52
Hindustan Petroleum Corporation Ltd	AAA(CRISIL)	5.51
Small Industries Development Bank Of India	AAA(ICRA)	5.50
National Bank For Agriculture & Rural Development	AAA(CRISIL)	5.34
Housing Development Finance Corporation Ltd	AAA(CRISIL)	4.43
Indian Railway Finance Corporation Ltd	AAA(CRISIL)	3.49
Indian Railway Finance Corporation Ltd	AAA(CRISIL)	3.38
REC Ltd	AAA(CRISIL)	3.36
Grasim industries Ltd	AAA(CRISIL)	3.35
REC Ltd	AAA(CRISIL)	3.26
National Bank For Agriculture & Rural Development	AAA(ICRA)	3.24
Power Finance Corporation Ltd	AAA(CRISIL)	2.26
Power Finance Corporation Ltd	AAA(CRISIL)	2.25
LIC Housing Finance Ltd	AAA(CRISIL)	2.16
REC Ltd	AAA(CRISIL)	1.11
Government Securities		10.11
7.26% GOI 2033 (06-FEB-2033)	Sovereign	5.63
7.64% KERALA SDL 04-JAN-34	Sovereign	2.26
7.17% GOI 2030 (17-APR-2030)	Sovereign	1.12
GOI FRB 2033 (22-SEP-2033)	Sovereign	1.10
TREPS		3.67
Treasury Bills		0.53
Other Current Assets		4.06
Grand Total (Net Asset)		100.00

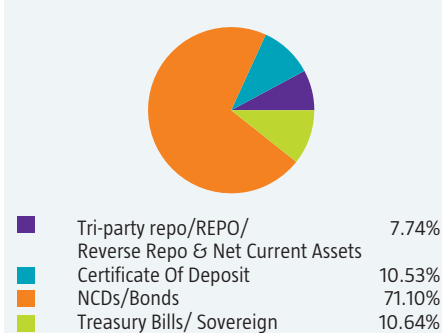
RATING PROFILE

(% to net assets)



ASSET ALLOCATION

(% to net assets)



CANARA ROBECO CONSERVATIVE HYBRID FUND (CRCHF)

(as on May 31, 2023)

This product is suitable for investors who are seeking*:

- Income / Capital appreciation over medium term to long term
- Investment predominantly in debt and money market instruments and small portion in equity



*Investors should consult their financial advisers if in doubt about whether the product is suitable for them.

FUND INFORMATION

CATEGORY/TYPE: Conservative Hybrid Fund - An open-ended hybrid scheme investing predominantly in debt instruments

SCHEME OBJECTIVE: To generate income by investing in a wide range of Debt Securities and Money Market instruments of various maturities and small portion in equities and Equity Related Instruments. However, there can be no assurance that the investment objective of the scheme will be realized.

Monthend AUM[#] : ₹ 1,093.86 Crores
Monthly AVG AUM : ₹ 1,092.12 Crores

NAV: (as on May 31, 2023)

Direct Plan - Growth Option ₹ 89.1653

Regular Plan - Growth Option ₹ 79.6611

Direct Plan -

Monthly IDCW (payout/reinvestment) ₹ 15.6195

Regular Plan -

Monthly IDCW (payout/reinvestment) ₹ 13.1682

Regular Plan -

Quarterly IDCW (payout/reinvestment) ₹ 13.5442

Direct Plan -

Quarterly IDCW (payout/reinvestment) ₹ 15.7033

DATE OF ALLOTMENT: April 24, 1988

ASSET ALLOCATION: Equity and equity related instruments- 10% - 25% (Risk - Very High)
Debt securities (including Securitised debt) with Money Market Instruments - 75% - 90% (Risk-Medium)

MINIMUM INVESTMENT:

₹ 5000 and in multiples of ₹1 thereafter

Subsequent purchases: Minimum amount of ₹1000 and multiples of ₹1 thereafter

SIP: For Any date/monthly frequency – ₹1000 and in multiples of ₹1 thereafter

For quarterly frequency – ₹2000 and in multiples of ₹1 thereafter

STP: For Daily/Weekly/Monthly frequency – ₹1000 and in multiples of ₹1 thereafter

For quarterly frequency – ₹2000 and in multiples of ₹1 thereafter

SWP: For monthly frequency – ₹1000 and in multiples of ₹1 thereafter

For quarterly frequency – ₹2000 and in multiples of ₹1 thereafter

PLANS / OPTIONS : Regular Plan - Monthly Payout of Income Distribution cum Capital Withdrawal Option

Regular Plan - Monthly Reinvestment of Income Distribution cum Capital Withdrawal Option

Regular Plan - Quarterly Payout of Income Distribution cum Capital Withdrawal Option

Regular Plan - Quarterly Reinvestment of Income Distribution cum Capital Withdrawal Option

Regular Plan - Growth Option

Direct Plan - Monthly Payout of Income Distribution cum Capital Withdrawal Option

Direct Plan - Monthly Reinvestment of Income Distribution cum Capital Withdrawal Option

Direct Plan - Quarterly Payout of Income Distribution cum Capital Withdrawal Option

Direct Plan - Quarterly Reinvestment of Income Distribution cum Capital Withdrawal Option

ENTRY LOAD: Nil

EXIT LOAD: For any redemption / switch out upto 10% of units within 1 Year from the date of allotment - Nil

For any redemption / switch out more than 10% of units within 1 Year from the date of allotment - 1%

For any redemption / switch out after 1 Year from the date of allotment - Nil

EXPENSE RATIO[^]:

Regular Plan : 1.79%

Direct Plan : 0.57%

BENCHMARK: CRISIL Hybrid 85+15-Conservative Index

FUND MANAGER :

1) Mr. Avnish Jain (For Debt Portfolio)

2) Mr. Shridatta Bhandwadar (For Equity Portfolio)

TOTAL EXPERIENCE: 1) 27 Years 2) 15 Years

MANAGING THIS FUND: 1) Since 7-Oct-13

2) Since 02-Dec-21

PRODUCT POSITIONING

Canara Robeco Conservative Hybrid Fund is an open-ended hybrid scheme investing predominantly in debt instruments. Fund also takes small exposure in equity markets which endeavours to boost portfolio returns.

QUANTITATIVE INFORMATION[§]

Equity Quants

Standard Deviation 3.60

Portfolio Beta 0.81

Portfolio Turnover Ratio 1.58 times

R-Squared 0.70

Sharpe Ratio 0.58

Debt Quants

Annualised Portfolio YTM 7.31%

Modified Duration 3.23 Years

Residual Maturity 4.84 Years

Macaulay Duration 3.44 Years

MATURITY PROFILE

	% Allocation
0 to 3 Months	3.37%
3 to 6 Months	2.29%
6 to 12 Months	7.72%
1-2 years	13.08%
More Than 2 Years	47.57%

PORTFOLIO

Name of the Instruments	% to NAV
Equities	24.48
Listed	24.48
Banks	7.22
HDFC Bank Ltd	2.39
ICICI Bank Ltd	2.19
State Bank of India	1.46
Axis Bank Ltd	0.93
Bank of Baroda	0.25
IT - Software	1.51
Infosys Ltd	0.84
Ltimindtree Ltd	0.34
Tata Consultancy Services Ltd	0.33
Diversified Fmcg	1.40
ITC Ltd	0.92
Hindustan Unilever Ltd	0.48
Finance	1.30
Bajaj Finance Ltd	1.05
SBI Cards and Payment Services Ltd	0.25
Healthcare Services	1.24
Max Healthcare Institute Ltd	0.63
Apollo Hospitals Enterprise Ltd	0.61
Auto Components	1.22
Schaeffler India Ltd	0.45
Uno Minda Ltd	0.45
Sona Blw Precision Forgings Ltd	0.32
Petroleum Products	1.16
Reliance Industries Ltd	1.16
Pharmaceuticals & Biotechnology	0.97
J.B. Chemicals & Pharmaceuticals Ltd	0.63
Suven Pharmaceuticals Ltd	0.34
Telecom - Services	0.93
Bharti Airtel Ltd	0.93
Chemicals & Petrochemicals	0.78
Vinati Organics Ltd	0.50
Atul Ltd	0.28
Power	0.72
NTPC Ltd	0.72
Automobiles	0.60
Maruti Suzuki India Ltd	0.60
Insurance	0.56
SBI Life Insurance Co Ltd	0.56
Agricultural, Commercial & Construction Vehicles	0.53

Ashok Leyland Ltd	0.53
Food Products	0.51
Britannia Industries Ltd	0.51
Personal Products	0.51
Dabur India Ltd	0.51
Construction	0.50
Larsen & Toubro Ltd	0.50
Capital Markets	0.47
Multi Commodity Exchange Of India Ltd	0.33
Prudent Corporate Advisory Services Ltd	0.14
Leisure Services	0.41
Westlife Foodworld Ltd	0.41
Beverages	0.40
United Spirits Ltd	0.40
Paper, Forest & Jute Products	0.37
Century Textile & Industries Ltd	0.37
Realty	0.28
Brigade Enterprises Ltd	0.28
Transport Services	0.26
TCI Express Ltd	0.26
Retailing	0.25
Avenue Supermarts Ltd	0.25
Ferrous Metals	0.19
Tata Steel Ltd	0.19
Industrial Products	0.19
KSB Ltd	0.19
Debt Instruments	38.42
Housing Development Finance Corporation Ltd	3.21
National Bank For Agriculture & Rural Development	2.75
Indian Railway Finance Corporation Ltd	2.40
Larsen & Toubro Ltd	2.32
Kotak Mahindra Prime Ltd	2.31
Grasim Industries Ltd	2.31
National Bank For Agriculture & Rural Development	2.30
National Bank For Agriculture & Rural Development	2.29
Small Industries Development Bank Of India	2.29
Housing Development Finance Corporation Ltd	2.28
Housing Development Finance Corporation Ltd	2.27
LIC Housing Finance Ltd	2.26
Sundaram Finance Ltd	2.23
HDB Financial Services Ltd	2.23
LIC Housing Finance Ltd	1.83
LIC Housing Finance Ltd	1.82
National Bank For Agriculture & Rural Development	1.32
Government Securities	31.81
7.17% GOI 2030 (17-APR-2030)	8.31
7.06% GOI 2028 (10-APR-2028)	4.60
7.10% GOI 2029 (18-APR-2029)	3.68
7.26% GOI 2033 (06-FEB-2033)	3.26
7.41% GOI 2036 (19-DEC-2036)	2.82
7.38% GOI 2027 (20-JUN-2027)	2.32
5.74% GOI 2026 (15-NOV-2026)	2.21
7.36% GOI 2052 (12-SEP-2052)	0.94
7.73% UTTAR PRADESH SDL 15-MAR-33	0.94
GOI FRB 2033 (22-SEP-2033)	0.91
7.40% GOI 2062 (19-SEP-2062)	0.47
9.25% MAHARASHTRA SDL 09-OCT-23	0.46
GOI FRB 2034 (30-OCT-2034)	0.45
6.95% GOI 2061 (16-DEC-2061)	0.44
7.72% GOI 2055 (26-OCT-2055)	0.00
TREPS	3.37
Treasury Bills	0.44
Other Current Assets	1.48

Grand Total (Net Asset) 100.00

RATING PROFILE

(% to net assets)



Tri-party repo/REPO/Reverse Repo & Net Current Assets	6.40%
AAA & Equivalent	50.89%
Treasury Bills/Sovereign	42.71%

ASSET ALLOCATION

(% to net assets)



Tri-party repo/REPO/Reverse Repo & Net Current Assets	4.83%
NCDs/Bonds	38.42%
Treasury Bills/Sovereign	32.24%
Equity	24.51%

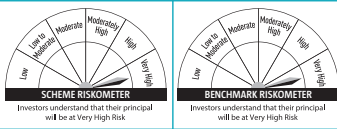
[§]Source ICRA MFI Explorer ● # Monthend AUM as on 31.05.2023 ● ^The expense ratios mentioned for the schemes includes GST on investment management fees. ● Please refer page no. 43 for disclaimers.

CANARA ROBECO EQUITY HYBRID FUND (CREHF)

(as on May 31, 2023)

This product is suitable for investors who are seeking*:

- Income/capital appreciation over long term
- Investment predominantly in equity and equity related instruments and a small portion in debt and money market instruments



*Investors should consult their financial advisers if in doubt about whether the product is suitable for them.

FUND INFORMATION

CATEGORY/TYPE: Aggressive Hybrid Fund - An open-ended hybrid scheme investing predominantly in equity and equity related instruments

SCHEME OBJECTIVE: To seek to generate long term capital appreciation and/or income from a portfolio constituted of equity and equity related securities as well as fixed income securities (debt and money market securities). However, there can be no assurance that the investment objective of the scheme will be realized

Monthend AUM[#] : ₹ 8,676.15 Crores

Monthly AVG AUM : ₹ 8,573.53 Crores

NAV: (as on May 31, 2023)

Direct Plan - Growth Option ₹ 285.4900

Regular Plan - Growth Option ₹ 258.5400

Regular Plan -

Monthly IDCW (payout/reinvestment) ₹ 85.2600

Direct Plan -

Monthly IDCW (payout/reinvestment) ₹ 106.1800

DATE OF ALLOTMENT: February 1, 1993

ASSET ALLOCATION: Equity and equity related instruments-65%-80%. (Risk - Very High)

Debt and money market instruments 20% to 35%. (Risk - Low to Medium)

REITs/InvITs - 0%-10% (Risk - Very High)

MINIMUM INVESTMENT:

₹ 5000 and in multiples of ₹ 1 thereafter

Subsequent purchases: Minimum amount of ₹ 1000 and multiples of ₹ 1 thereafter

SIP: For Any date/monthly frequency - ₹ 1000 and in multiples of ₹ 1 thereafter. For quarterly frequency - ₹ 2000 and in multiples of ₹ 1 thereafter **STP:** For Daily/Weekly/Monthly frequency - ₹ 1000 and in multiples of ₹ 1 thereafter. For quarterly frequency - ₹ 2000 and in multiples of ₹ 1 thereafter **SWP:** For monthly frequency - ₹ 1000 and in multiples of ₹ 1 thereafter. For quarterly frequency - ₹ 2000 and in multiples of ₹ 1 thereafter

PLANS / OPTIONS : **Regular Plan** - Monthly Payout of Income Distribution cum Capital Withdrawal Option

Regular Plan - Monthly Reinvestment of Income Distribution cum Capital Withdrawal Option

Regular Plan - Growth Option

Direct Plan - Monthly Payout of Income Distribution cum Capital Withdrawal Option

Direct Plan - Monthly Reinvestment of Income Distribution cum Capital Withdrawal Option

Direct Plan - Growth Option

ENTRY LOAD: Nil

EXIT LOAD: For any redemption / switch out upto 10% of units within 1 Year from the date of allotment - Nil. For any redemption / switch out more than 10% of units within 1 Year from the date of allotment - 1%. For any redemption / switch out after 1 Year from the date of allotment - Nil

EXPENSE RATIO[^]:

Regular Plan : 1.74%

Direct Plan : 0.58%

BENCHMARK : CRISIL Hybrid 35+65 - Aggressive Index

FUND MANAGER :

For Equity Portfolio 1) Ms. Ennette Fernandes

2) Mr. Shridatta Bhandwalder

For Debt Portfolio 3) Mr. Avnish Jain

TOTAL EXPERIENCE :

1) 12 Years 2) 15 Years 3) 27 Years

MANAGING THIS FUND:

1) Since 01-Oct-21 2) Since 5-July-16 3) Since 7-Oct-13

PRODUCT POSITIONING

Canara Robeco Equity Hybrid Fund aims to generating long term capital appreciation through a prudent mix of equity and debt portfolio, making it more suitable for the average investor as it takes away the burden of focusing on asset allocation between equity & debt. The fund invests in a careful blend of select stocks and debt securities which effectively spreads the risk.

QUANTITATIVE INFORMATION[§]

Equity Quants	
Standard Deviation	9.90
Portfolio Beta	0.98
Portfolio Turnover Ratio (Equity)	0.18 times
Portfolio Turnover Ratio (Total)	0.61 times
R-Squared	0.94
Sharpe Ratio	1.04
Debt Quants	
Annualised Portfolio YTM	7.02%
Modified Duration	2.24 Years
Residual Maturity	3.53 Years
Macaulay Duration	2.36 Years

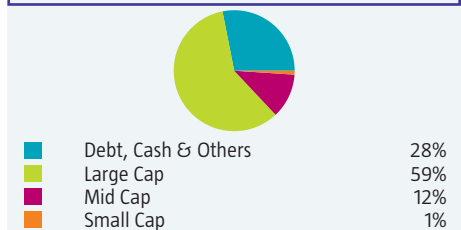
PORTFOLIO

Name of the Instruments	% to NAV
Equities	72.01
Listed	72.01
Banks	19.26
ICICI Bank Ltd	5.87
HDFC Bank Ltd	5.80
State Bank of India	2.98
Axis Bank Ltd	2.93
IndusInd Bank Ltd	1.68
IT - Software	6.54
Infosys Ltd	3.71
Tata Consultancy Services Ltd	1.48
Mphasis Ltd	1.35
Finance	6.17
Bajaj Finance Ltd	2.38
Housing Development Finance Corporation Ltd	1.78
SBI Cards and Payment Services Ltd	1.14
Cholamandalam Investment and Finance Co Ltd	0.87
Petroleum Products	4.27
Reliance Industries Ltd	4.27
Auto Components	2.80
Samvardhana Motherson International Ltd	1.15
Uno Minda Ltd	1.04
Sona Blw Precision Forgings Ltd	0.61
Diversified Fmcg	2.79
ITC Ltd	1.67
Hindustan Unilever Ltd	1.12
Cement & Cement Products	2.61
Ultratech Cement Ltd	1.41
J.K. Cement Ltd	1.20
Chemicals & Petrochemicals	2.26
Aflac Ltd	0.85
Vinati Organics Ltd	0.71
Navin Fluorine International Ltd	0.70
Automobiles	2.17
Maruti Suzuki India Ltd	1.18
Tata Motors Ltd	0.99
Telecom - Services	2.06
Bharti Airtel Ltd	2.06
Industrial Products	1.92
KEI Industries Ltd	1.24
Bharat Forge Ltd	0.68
Construction	1.91
Larsen & Toubro Ltd	1.91
Insurance	1.60
SBI Life Insurance Co Ltd	0.82
ICICI Lombard General Insurance Co Ltd	0.78
Pharmaceuticals & Biotechnology	1.45
Sun Pharmaceutical Industries Ltd	1.26
Mankind Pharma Ltd	0.10
Abbott India Ltd	0.09
Electrical Equipment	1.41
ABB India Ltd	1.41
Consumer Durables	1.35
Titan Co Ltd	0.78
Voltas Ltd	0.57
Healthcare Services	1.21
Max Healthcare Institute Ltd	1.21
Transport Services	1.20
InterGlobe Aviation Ltd	1.20
Beverages	1.12
United Spirits Ltd	1.12
Aerospace & Defense	1.11
Bharat Electronics Ltd	1.11
Power	1.07
NTPC Ltd	1.07
Realty	1.02
Oberoi Realty Ltd	1.02
Ferrous Metals	0.89
Tata Steel Ltd	0.89
Leisure Services	0.76

Indian Hotels Co Ltd	0.76
Agricultural, Commercial & Construction Vehicles	0.76
Ashok Leyland Ltd	0.76
Non - Ferrous Metals	0.63
Hindalco Industries Ltd	0.63
Personal Products	0.62
Dabur India Ltd	0.62
Fertilizers & Agrochemicals	0.54
PI Industries Ltd	0.54
Industrial Manufacturing	0.51
Honeywell Automation India Ltd	0.51
Debt Instruments	7.63
Housing Development Finance Corporation Ltd	1.14
Housing Development Finance Corporation Ltd	0.58
LIC Housing Finance Ltd	0.57
Bajaj Finance Ltd	0.57
LIC Housing Finance Ltd	0.47
National Bank For Agriculture & Rural Development	0.46
LIC Housing Finance Ltd	0.34
Indian Railway Finance Corporation Ltd	0.30
LIC Housing Finance Ltd	0.29
Housing Development Finance Corporation Ltd	0.29
National Bank For Agriculture & Rural Development	0.29
Power Finance Corporation Ltd	0.29
Small Industries Development Bank Of India	0.29
National Bank For Agriculture & Rural Development	0.29
Larsen & Toubro Ltd	0.29
HDFC Bank Ltd	0.29
HDB Financial Services Ltd	0.28
LIC Housing Finance Ltd	0.12
LIC Housing Finance Ltd	0.12
LIC Housing Finance Ltd	0.11
LIC Housing Finance Ltd	0.06
Power Finance Corporation Ltd	0.06
LIC Housing Finance Ltd	0.06
Power Grid Corporation of India Ltd	0.06
National Bank For Agriculture & Rural Development	0.01
Money Market Instruments	9.87
TREPS	7.51
ICICI Bank Ltd	0.57
State Bank Of India	0.57
Axis Bank Ltd	0.28
Housing Development Finance Corporation Ltd	0.28
Housing Development Finance Corporation Ltd	0.28
Axis Bank Ltd	0.27
Treasury Bills	0.11
Government Securities	10.35
7.17% GOI 2030 (17-APR-2030)	1.57
5.74% GOI 2026 (15-NOV-2026)	1.39
7.10% GOI 2029 (18-APR-2029)	1.16
7.41% GOI 2036 (19-DEC-2036)	0.89
7.06% GOI 2028 (10-APR-2028)	0.87
7.27% GOI 2026 (08-APR-2026)	0.64
7.26% GOI 2023 (06-FEB-2023)	0.59
7.38% GOI 2027 (20-JUN-2027)	0.59
7.26% GOI 2032 (22-AUG-2032)	0.47
GOI FRB 2033 (22-SEP-2033)	0.35
6.95% GOI 2061 (16-DEC-2061)	0.34
7.32% GOI 2024 (28-JAN-2024)	0.29
GOI FRB 2034 (30-OCT-2034)	0.28
5.15% GOI 2025 (09-NOV-2025)	0.22
6.84% GUJARAT SDL 08-SEP-31	0.22
7.73% UTTAR PRADESH SDL 15-MAR-33	0.18
7.36% GOI 2052 (12-SEP-2052)	0.12
7.40% GOI 2062 (19-SEP-2062)	0.06
8.15% GOI 2026 (24-NOV-2026)	0.06
8.24% GOI 2027 (15-FEB-2027)	0.06
Net Current Assets	0.14

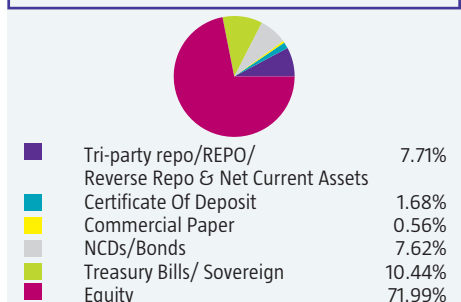
Grand Total (Net Asset) 100.00

MARKET CAPITALIZATION



ASSET ALLOCATION

(% to net assets)



PERFORMANCE AT A GLANCE

(as on May 31, 2023)

EQUITY SCHEMES

CANARA ROBECO FLEXICAP FUND

Fund Managers: (1) Mr. Shridatta Bhandwalidar is managing the scheme since 5-July-16

Period	Returns (%)			Current Value of Standard Investment of ₹ 10000		
	Scheme	S&P BSE 500 TRI**	S&P BSE SENSEX TRI**	Scheme	S&P BSE 500 TRI**	S&P BSE SENSEX TRI**
Last 1 Year	12.01	12.85	14.05	11201	11285	11405
Last 3 Years	23.82	27.95	26.02	19005	20975	20037
Last 5 Years	13.24	12.58	13.48	18626	18091	18827
Since Inception	17.34	15.92*	17.05	234050	185863	222730

The past performance may or may not be sustained in the future. Returns are based on NAV of Regular Plan – Growth Option and are calculated on compounded annualized basis for a period of more than (or equal to) a year and Simple annualized basis for a period less than a year. Inception Date: September 16, 2003. Different plans have a different expense structure. *Since inception return for the benchmark is Composite return - "As TRI data is not available since inception of the scheme, benchmark performance is calculated using composite CAGR of S&P BSE 500 TRI Index. PRI values from 16th Sept 2003 to 1st Aug, 2006 and TRI values since 1st Aug, 2006 are considered.

CANARA ROBECO INFRASTRUCTURE

Fund Manager: (1) Mr. Vishal Mishra is managing the scheme since 26-June-21 (2) Mr. Shridatta Bhandwalidar is managing the scheme since 29-September-18.

Period	Returns (%)			Current Value of Standard Investment of ₹ 10000		
	Scheme	S&P BSE India Infrastructure TRI**	S&P BSE SENSEX TRI**	Scheme	S&P BSE India Infrastructure TRI**	S&P BSE SENSEX TRI**
Last 1 Year	22.45	15.29	14.05	12245	11529	11405
Last 3 Years	34.83	36.64	26.02	24554	25558	20037
Last 5 Years	13.36	9.28	13.48	18729	15587	18827
Since Inception	13.31	-	14.45	89130	-	106244

The past performance may or may not be sustained in the future. Returns are based on NAV of Regular Plan – Growth Option and are calculated on compounded annualized basis for a period of more than (or equal to) a year and Simple annualized basis for a period less than a year. Inception Date: December 2, 2005. Different plans have a different expense structure.

CANARA ROBECO EMERGING EQUITIES

Fund Manager: (1) Mr. Shridatta Bhandwalidar is managing the scheme since 01-October-19.

Period	Returns (%)			Current Value of Standard Investment of ₹ 10000		
	Scheme	NIFTY Large Midcap 250 TRI*	S&P BSE SENSEX TRI**	Scheme	NIFTY Large Midcap 250 TRI*	S&P BSE SENSEX TRI**
Last 1 Year	11.25	15.43	14.05	11125	11543	11405
Last 3 Years	26.86	30.81	26.02	20444	22419	20037
Last 5 Years	12.34	13.40	13.48	17900	18756	18827
Since Inception	16.73	-	15.52	167780	-	138919

The past performance may or may not be sustained in the future. Returns are based on NAV of Regular Plan – Growth Option and are calculated on compounded annualized basis for a period of more than (or equal to) a year and Simple annualized basis for a period less than a year. Inception Date: March 11, 2005. Different plans have a different expense structure.

CANARA ROBECO CONSUMER TRENDS FUND

Fund Manager: (1) Ms. Ennette Fernandes is managing the scheme since 01-October-21. (2) Mr. Shridatta Bhandwalidar is managing the scheme since 01-October-19.

Period	Returns (%)			Current Value of Standard Investment of ₹ 10000		
	Scheme	S&P BSE 100 TRI*	S&P BSE SENSEX TRI**	Scheme	S&P BSE 100 TRI*	S&P BSE SENSEX TRI**
Last 1 Year	18.92	13.49	14.05	11892	11349	11405
Last 3 Years	26.64	26.57	26.02	20334	20302	20037
Last 5 Years	14.51	12.84	13.48	19692	18299	18827
Since Inception	15.80	11.85	11.85	74790	46476	46471

The past performance may or may not be sustained in the future. Returns are based on NAV of Regular Plan – Growth Option and are calculated on compounded annualized basis for a period of more than (or equal to) a year and Simple annualized basis for a period less than a year. Inception Date: September 14, 2009. Different plans have a different expense structure.

CANARA ROBECO BLUE CHIP EQUITY FUND

Fund Manager: (1) Mr. Shridatta Bhandwalidar is managing the scheme since 05-July-16 (2) Mr. Vishal Mishra is managing the scheme since 01-June-21.

Period	Returns (%)			Current Value of Standard Investment of ₹ 10000		
	Scheme	S&P BSE 100 TRI*	S&P BSE SENSEX TRI**	Scheme	S&P BSE 100 TRI*	S&P BSE SENSEX TRI**
Last 1 Year	12.51	13.49	14.05	11251	11349	11405
Last 3 Years	22.56	26.57	26.02	18432	20302	20037
Last 5 Years	13.42	12.84	13.48	18773	18299	18827
Since Inception	12.21	11.34	13.72	43610	39481	51740

The past performance may or may not be sustained in the future. Returns are based on NAV of Regular Plan – Growth Option and are calculated on compounded annualized basis for a period of more than (or equal to) a year and Simple annualized basis for a period less than a year. Inception Date: August 20, 2010. Different plans have a different expense structure.

● Scheme Benchmark # ● Additional Benchmark ** ● - :Corresponding Benchmark values not available ● Load is not taken into consideration for computation of returns. Returns of IDCW Option under the scheme for the investor would be net of tax deducted at source.

PERFORMANCE AT A GLANCE

(as on May 31, 2023)

EQUITY SCHEMES

CANARA ROBECO EQUITY TAX SAVER FUND - Regular Plan Growth option

Fund Manager: (1) Mr. Vishal Mishra is managing the scheme since 26-June-21 (2) Mr. Shridatta Bhandwaladar is managing the scheme since 01-October-19.

Period	Returns (%)			Current Value of Standard Investment of ₹ 10000		
	Scheme	S&P BSE 500 Index TRI [#]	S&P BSE SENSEX TRI ^{##}	Scheme	S&P BSE 500 Index TRI [#]	S&P BSE SENSEX TRI ^{##}
Last 1 Year	13.01	12.85	14.05	11301	11285	11405
Last 3 Years	26.52	27.95	26.02	20281	20975	20037
Last 5 Years	14.97	12.58	13.48	20096	18091	18827
Since Inception	18.71	16.68	15.93	116747	91247	83142

The past performance may or may not be sustained in the future. Returns are based on NAV of Regular Plan – Growth Option and are calculated on compounded annualized basis for a period of more than (or equal to) a year and Simple annualized basis for a period less than a year. Inception date of Regular Plan Growth Option : 02-February-2009. Inception date of Scheme March 31, 1993. Different plans have a different expense structure.

CANARA ROBECO EQUITY TAX SAVER FUND - Regular Plan IDCW Option

Fund Manager: (1) Mr. Vishal Mishra is managing the scheme since 26-June-21 (2) Mr. Shridatta Bhandwaladar is managing the scheme since 01-October-19.

Period	Returns (%)			Current Value of Standard Investment of ₹ 10000		
	Scheme	S&P BSE 500 Index TRI [#]	S&P BSE SENSEX TRI ^{##**}	Scheme	S&P BSE 500 Index TRI [#]	S&P BSE SENSEX TRI ^{##**}
Last 1 Year	13.02	12.85	14.05	11302	11285	11405
Last 3 Years	26.53	27.95	26.02	20284	20975	20037
Last 5 Years	14.98	12.58	13.48	20105	18091	18827
Since Inception	14.78	-	13.16**	641841	-	417499

The past performance may or may not be sustained in the future. Returns are based on NAV of Regular Plan - IDCW Option and are calculated on compounded annualized basis for a period of more than (or equal to) a year and Simple annualized basis for a period less than a year. Inception Date: March 31, 1993. Different plans have a different expense structure. ** Since inception return for the benchmark is Composite return - "As TRI data is not available since inception of the scheme, benchmark performance is calculated using composite CAGR of S&P BSE SENSEX TRI Index. PRI values from 31 March 1993 to 19 Aug, 1996 and TRI values since 19 Aug, 1996 are considered."

CANARA ROBECO EQUITY HYBRID FUND

Fund Manager: (1) Ms. Ennette Fernandes is managing the scheme since 01-October-21 (2) Mr. Shridatta Bhandwaladar is managing the scheme since 05-July-16 (3) Mr. Avnish Jain is managing the scheme since 07-October-13.

Period	Returns (%)			Current Value of Standard Investment of ₹ 10000		
	Scheme	CRISIL Hybrid 35+65 - Aggressive Index [†]	S&P BSE SENSEX TRI ^{##}	Scheme	CRISIL Hybrid 35+65 - Aggressive Index [†]	S&P BSE SENSEX TRI ^{##}
Last 1 Year	11.30	11.49	14.05	11130	11149	11405
Last 3 Years	18.81	19.21	26.02	16785	16958	20037
Last 5 Years	11.64	11.60	13.48	17351	17318	18827
Since Inception	11.31	-	12.55	258540	-	361412

The past performance may or may not be sustained in the future. Returns are based on NAV of Regular Plan – Growth Option and are calculated on compounded annualized basis for a period of more than (or equal to) a year and Simple annualized basis for a period less than a year. Inception Date: February 1, 1993. Different plans have a different expense structure.

CANARA ROBECO SMALL CAP FUND

Fund Manager: (1) Mr. Ajay Khandelwal is managing the scheme since 21-December-21. (2) Mr. Shridatta Bhandwaladar is managing the scheme since 01-October-19.

Period	Returns (%)			Current Value of Standard Investment of ₹ 10000		
	Scheme	NIFTY Small Cap 250 TRI [#]	S&P BSE SENSEX TRI ^{##}	Scheme	NIFTY Small Cap 250 TRI [#]	S&P BSE SENSEX TRI ^{##}
Last 1 Year	12.31	15.39	14.05	11231	11539	11405
Last 3 Years	44.37	42.10	26.02	30153	28748	20037
Since Inception	24.53	19.95	15.29	25630	21821	18410

The past performance may or may not be sustained in the future. Returns are based on NAV of Regular Plan – Growth Option and are calculated on compounded annualized basis for a period of more than (or equal to) a year and Simple annualized basis for a period less than a year. Inception Date: February 15, 2019. Different plans have a different expense structure. The scheme has been in existence for more than 1 year but less than 5 years.

CANARA ROBECO FOCUSED EQUITY FUND

Fund Manager: (1) Mr. Shridatta Bhandwaladar is managing the scheme since 17-May-21. (2) Mr. Amit Kadam is managing the scheme since 01-October-21.

Period	Returns (%)			Current Value of Standard Investment of ₹ 10000		
	Scheme	S&P BSE 500 TRI [#]	S&P BSE SENSEX TRI ^{##}	Scheme	S&P BSE 500 TRI [#]	S&P BSE SENSEX TRI ^{##}
Last 1 Year	14.93	12.85	14.05	11493	11285	11405
Since Inception	13.78	12.73	13.63	13010	12767	12975

The past performance may or may not be sustained in the future. Returns are based on NAV of Regular Plan – Growth Option and are calculated on compounded annualized basis for a period of more than (or equal to) a year and Simple annualized basis for a period less than a year. Inception Date: May 17, 2021. Different plans have a different expense structure. The scheme has been in existence for more than 1 year but less than 3 years.

Scheme Benchmark[†] ● Additional Benchmark^{##} ● - : Corresponding Benchmark values not available ● Load is not taken into consideration for computation of returns. Returns of IDCW Option under the scheme for the investor would be net of tax deducted at source.

PERFORMANCE AT A GLANCE

(as on May 31, 2023)

EQUITY SCHEMES

CANARA ROBECO VALUE FUND

Fund Manager: (1) Mr. Vishal Mishra (Fund Manager) is managing the scheme Since 03-September -21
(2) Ms. Silky Jain (Assistant Fund Manager) is managing the scheme Since 01-October -21

Period	Returns (%)			Current Value of Standard Investment of ₹ 10000		
	Scheme	S&P BSE 500 Index TRI [#]	S&P BSE SENSEX TRI ^{##}	Scheme	S&P BSE 500 Index TRI [#]	S&P BSE SENSEX TRI ^{##}
Last 1 Year	20.63	12.85	14.05	12063	11285	11405
Since Inception	11.90	5.11	5.62	12160	10906	10998

The past performance may or may not be sustained in the future. Returns are based on NAV of Regular Plan – Growth Option and are calculated on compounded annualized basis for a period of more than (or equal to) a year and Simple annualized basis for a period less than a year. Inception Date: September 03, 2021 Different plans have a different expense structure. The scheme has been in existence for more than 1 year but less than 3 years.

INCOME / DEBT SCHEMES

CANARA ROBECO CONSERVATIVE HYBRID FUND - Regular Plan Growth option

Fund Manager: (1) Mr. Avnish Jain is managing the scheme since 07-October-13 (2) Mr. Shridatta Bhandwadar is managing the scheme since 02-December-21.

Period	Returns (%)			Current Value of Standard Investment of ₹ 10000		
	Scheme	CRISIL Hybrid 85+15 - Conservative Index [#]	CRISIL 10 Year Gilt Index ^{##}	Scheme	CRISIL Hybrid 85+15 - Conservative Index [#]	CRISIL 10 Year Gilt Index ^{##}
Last 1 Year	7.66	9.52	10.04	10766	10952	11004
Last 3 Years	9.57	8.35	3.16	13163	12726	10979
Last 5 Years	8.58	8.84	6.84	15097	15274	13922
Since Inception	10.06	8.80	6.15	71961	56785	34151

The past performance may or may not be sustained in the future. Returns are based on NAV of Regular Plan – Growth Option and are calculated on compounded annualized basis for a period of more than (or equal to) a year and Simple annualized basis for a period less than a year. Inception date of Regular Plan Growth Option : 05-November-2002. Inception date of Scheme April 24, 1988. Different plans have a different expense structure. As per the provisions of SEBI circular dated April 12, 2018 (Performance disclosure post consolidation/ Merger of Schemes), the past performance of aforesaid scheme is based on the historical NAV of Canara Robeco Income Saver Fund (erstwhile Canara Robeco Monthly Income Plan) and hence may not be comparable.

CANARA ROBECO CONSERVATIVE HYBRID FUND - Regular Plan Monthly IDCW Option

Fund Manager: (1) Mr. Avnish Jain is managing the scheme since 07-October-13 (2) Mr. Shridatta Bhandwadar is managing the scheme since 02-December-21.

Period	Returns (%)			Current Value of Standard Investment of ₹ 10000		
	Scheme	CRISIL Hybrid 85+15 - Conservative Index [#]	CRISIL 10 Year Gilt Index ^{##}	Scheme	CRISIL Hybrid 85+15 - Conservative Index [#]	CRISIL 10 Year Gilt Index ^{##}
Last 1 Year	7.66	9.52	10.04	10766	10952	11004
Last 3 Years	9.58	8.35	3.16	13163	12726	10979
Last 5 Years	8.58	8.84	6.84	15097	15274	13922
Since Inception	9.61	-	-	250763	-	-

The past performance may or may not be sustained in the future. Returns are based on NAV of Regular Plan Monthly IDCW Option and are calculated on compounded annualized basis for a period of more than (or equal to) a year and Simple annualized basis for a period less than a year. Inception Date: April 24, 1988. Different plans have a different expense structure. As per the provisions of SEBI circular dated April 12, 2018 (Performance disclosure post consolidation/ Merger of Schemes), the past Performance of aforesaid scheme is based on the historical NAV of Canara Robeco Income Saver Fund (erstwhile Canara Robeco Monthly Income Plan) and hence may not be comparable.

CANARA ROBECO SHORT DURATION FUND

Fund Manager: (1) Ms. Suman Prasad is managing the scheme since 16-September-12. (2) Mr. Avnish Jain is managing the scheme since 18-July-22

Period	Returns (%)			Current Value of Standard Investment of ₹ 10000		
	Scheme	CRISIL Short Duration Debt B-II Index [#]	CRISIL 10 Year Gilt Index ^{##}	Scheme	CRISIL Short Duration Debt B-II Index [#]	CRISIL 10 Year Gilt Index ^{##}
Last 1 Year	5.82	7.46	10.04	10582	10746	11004
Last 3 Years	4.47	6.08	3.16	11403	11942	10979
Last 5 Years	6.04	7.28	6.84	13407	14216	13922
Since Inception	6.74	8.00	6.56	22036	25382	21586

The past performance may or may not be sustained in the future. Returns are based on NAV of Regular Plan – Growth Option and are calculated on compounded annualized basis for a period of more than (or equal to) a year and Simple annualized basis for a period less than a year. Inception Date: April 25, 2011. Different plans have a different expense structure. As per the provisions of SEBI circular dated April 12, 2018 (Performance disclosure post consolidation/ Merger of Schemes), the past performance of aforesaid scheme is based on the historical NAV of Canara Robeco Short Duration Fund (erstwhile Canara Robeco Yield Advantage Fund) and hence may not be comparable.

Scheme Benchmark[#] ● Additional Benchmark^{##} ● - : Corresponding Benchmark values not available ● Load is not taken into consideration for computation of returns. Returns of IDCW Option under the scheme for the investor would be net of tax deducted at source.

PERFORMANCE AT A GLANCE

(as on May 31, 2023)

INCOME / DEBT SCHEMES

CANARA ROBECO INCOME FUND

Fund Manager: (1) Mr. Avnish Jain is managing the scheme since 25-June-14 (2) Mr. Kunal Jain is managing the scheme since 18-July-22

Period	Returns (%)			Current Value of Standard Investment of ₹ 10000		
	Scheme	CRISIL Medium to Long Duration Debt B-III Index [#]	CRISIL 10 Year Gilt Index ^{##}	Scheme	CRISIL Medium to Long Duration Debt B-III Index [#]	CRISIL 10 Year Gilt Index ^{##}
Last 1 Year	6.94	8.82	10.04	10694	10882	11004
Last 3 Years	3.68	7.48	3.16	11148	12421	10979
Last 5 Years	6.38	8.38	6.84	13627	14957	13922
Since Inception	7.96	8.32	6.26	48808	52293	35144

The past performance may or may not be sustained in the future. Returns are based on NAV of Regular Plan – Growth Option and are calculated on compounded annualized basis for a period of more than (or equal to) a year and Simple annualized basis for a period less than a year. Inception Date: September 19, 2002. Different plans have a different expense structure.

CANARA ROBECO LIQUID FUND

Fund Manager: (1) Mr. Kunal Jain is managing the scheme since 18-July-22 (2) Mr. Avnish Jain is managing the scheme since 01-April-22

Period	Returns (%)			Current Value of Standard Investment of ₹ 10000		
	Scheme	CRISIL Liquid Debt A-I Index [#]	CRISIL 1 Year T-Bill Index ^{##}	Scheme	CRISIL Liquid Debt A-I Index [#]	CRISIL 1 Year T-Bill Index ^{##}
Last 1 Year	6.29	6.35	6.26	10629	10635	10626
Last 3 Years	4.27	4.47	4.20	11339	11405	11315
Last 5 Years	5.08	5.28	5.68	12811	12938	13182
Since Inception	6.95	6.77	6.24	27177	26514	24618
Last 7 Days	6.56	6.53	5.90	10013	10013	10011
Last 15 Days	7.04	6.97	8.70	10029	10029	10036
Last 30 Days	7.01	7.04	7.39	10058	10058	10061

The past performance may or may not be sustained in the future. Returns are based on NAV of Regular Plan – Growth Option and are calculated on compounded annualized basis for a period of more than (or equal to) a year and Simple annualized basis for a period less than a year. Inception Date: January 15, 2002. The face value was changed to ₹ 1000 w.e.f August 20, 2011. Different plans have a different expense structure.

CANARA ROBECO ULTRA SHORT TERM FUND

Fund Manager: (1) Ms. Suman Prasad is managing the scheme since 12-April-11 (2) Mr. Avnish Jain is managing the scheme since 01-April-22

Period	Returns (%)			Current Value of Standard Investment of ₹ 10000		
	Scheme	CRISIL Ultra Short Duration Debt B-I Index [#]	CRISIL 1 Year T-Bill Index ^{##}	Scheme	CRISIL Ultra Short Duration Debt B-I Index [#]	CRISIL 1 Year T-Bill Index ^{##}
Last 1 Year	5.60	7.00	6.26	10560	10700	10626
Last 3 Years	3.77	5.24	4.20	11177	11659	11315
Last 5 Years	4.80	6.28	5.68	12644	13560	13182
Since Inception (CAGR)	6.82	7.50	6.24	33157	29344	24623

The past performance may or may not be sustained in the future. Returns are based on NAV of Regular Plan – Growth Option and are calculated on compounded annualized basis for a period of more than (or equal to) a year and Simple annualized basis for a period less than a year. Inception Date: September 16, 2003. The face value was changed to ₹ 1000 w.e.f August 20, 2011. Different plans have a different expense structure.

CANARA ROBECO DYNAMIC BOND FUND

Fund Manager: (1) Mr. Kunal Jain is managing the scheme since 18-July-22 (2) Mr. Avnish Jain is managing the scheme since 01-April-22

Period	Returns (%)			Current Value of Standard Investment of ₹ 10000		
	Scheme	CRISIL Dynamic Bond B-III Index [#]	CRISIL 10 Year Gilt Index ^{##}	Scheme	CRISIL Dynamic Bond B-III Index [#]	CRISIL 10 Year Gilt Index ^{##}
Last 1 Year	7.07	8.90	10.04	10707	10890	11004
Last 3 Years	3.45	7.48	3.16	11074	12422	10979
Last 5 Years	5.92	8.37	6.84	13337	14950	13922
Since Inception (CAGR)	7.01	8.67	5.90	25828	32072	22342

The past performance may or may not be sustained in the future. Returns are based on NAV of Regular Plan – Growth Option and are calculated on compounded annualized basis for a period of more than (or equal to) a year and Simple annualized basis for a period less than a year. Inception Date: May 29, 2009. Different plans have a different expense structure.

Scheme Benchmark[#] ● Additional Benchmark^{##} ● -: Corresponding Benchmark values not available ● Load is not taken into consideration for computation of returns. Returns of IDCW Option under the scheme for the investor would be net of tax deducted at source.

PERFORMANCE AT A GLANCE

(as on May 31, 2023)

INCOME / DEBT SCHEMES

CANARA ROBECO CORPORATE BOND FUND

Fund Manager: (1) Mr. Avnish Jain is managing the scheme since 07-February-14. (2) Ms. Suman Prasad is managing the scheme since 18-July-22

Period	Returns (%)			Current Value of Standard Investment of ₹ 10000		
	Scheme	CRISIL Corporate Bond B-III Index [#]	CRISIL 10 Year Gilt Index ^{##}	Scheme	CRISIL Corporate Bond B-III Index [#]	CRISIL 10 Year Gilt Index ^{##}
Last 1 Year	5.83	7.33	10.04	10583	10733	11004
Last 3 Years	4.49	7.28	3.16	11412	12352	10979
Last 5 Years	6.37	7.28	6.84	13620	14215	13922
Since Inception	7.07	8.51	7.16	18897	21401	19044

The past performance may or may not be sustained in the future. Returns are based on NAV of Regular Plan – Growth Option and are calculated on compounded annualized basis for a period of more than (or equal to) a year and Simple annualized basis for a period less than a year. Inception Date: February 07, 2014. Different plans have a different expense structure.

CANARA ROBECO SAVINGS FUND

Fund Manager: (1) Mr. Kunal Jain is managing the scheme since 18-July-22 (2) Mr. Avnish Jain is managing the scheme since 01-April-22

Period	Returns (%)			Current Value of Standard Investment of ₹ 10000		
	Scheme	CRISIL Low Duration Debt B-I Index [#]	CRISIL 1 Year T-Bill Index ^{##}	Scheme	CRISIL Low Duration Debt B-I Index [#]	CRISIL 1 Year T-Bill Index ^{##}
Last 1 Year	6.12	7.04	6.26	10612	10704	10626
Last 3 Years	4.44	5.39	4.20	11394	11708	11315
Last 5 Years	5.81	6.40	5.68	13262	13638	13182
Since Inception	7.33	7.23	6.02	36351	35769	29049

The past performance may or may not be sustained in the future. Returns are based on NAV of Regular Plan – Growth Option and are calculated on compounded annualized basis for a period of more than (or equal to) a year and Simple annualized basis for a period less than a year. Inception Date: March 4, 2005. Different plans have a different expense structure.

CANARA ROBECO GILT FUND

Fund Manager: (1) Mr. Kunal Jain is managing the scheme since 18-July-22 (2) Mr. Avnish Jain is managing the scheme since 01-April-22

Period	Returns (%)			Current Value of Standard Investment of ₹ 10000		
	Scheme	CRISIL Dynamic Gilt Index [#]	CRISIL 10 Year Gilt Index ^{##}	Scheme	CRISIL Dynamic Gilt Index [#]	CRISIL 10 Year Gilt Index ^{##}
Last 1 Year	7.58	10.26	10.04	10758	11026	11004
Last 3 Years	3.71	4.76	3.16	11158	11499	10979
Last 5 Years	6.63	7.88	6.84	13790	14617	13922
Since Inception	8.34	8.55	-	65408	68394	-

The past performance may or may not be sustained in the future. Returns are based on NAV of Regular Plan – Growth Option and are calculated on compounded annualized basis for a period of more than (or equal to) a year and Simple annualized basis for a period less than a year. Inception Date: December 29, 1999. Different plans have a different expense structure.

CANARA ROBECO OVERNIGHT FUND

Fund Manager: (1) Ms. Suman Prasad is managing the scheme since 24-July-19

Period	Returns (%)			Current Value of Standard Investment of ₹ 10000		
	Scheme	CRISIL Liquid Overnight Index [#]	CRISIL 1 Year T-Bill Index ^{##}	Scheme	CRISIL Liquid Overnight Index [#]	CRISIL 1 Year T-Bill Index ^{##}
Last 1 Year	5.88	6.01	6.26	10588	10601	10626
Last 3 Years	4.09	4.20	4.20	11280	11315	11315
Since Inception	4.20	4.27	5.05	11718	11750	12092
Last 7 Days	6.15	6.27	5.90	10012	10012	10011
Last 15 Days	6.18	6.30	8.70	10025	10026	10036
Last 30 Days	6.39	6.53	7.39	10052	10054	10061

The past performance may or may not be sustained in the future. Returns are based on NAV of Regular Plan – Growth Option and are calculated on compounded annualized basis for a period of more than (or equal to) a year and simple annualized basis for a period less than a year. Inception Date: July 24, 2019. Different plans have a different expense structure. The scheme has been in existence for more than 1 year but less than 5 years.

CANARA ROBECO BANKING AND PSU DEBT FUND

Fund Manager: Mr. Avnish Jain is managing the scheme since 22-August-22.

Period	Returns (%)			Current Value of Standard Investment of ₹ 10000		
	Scheme	CRISIL Banking & PSU Debt Index [#]	CRISIL 10 Year Gilt Index ^{##}	Scheme	CRISIL Banking & PSU Debt Index [#]	CRISIL 10 Year Gilt Index ^{##}
Last 6 Months	7.00	7.71	11.25	10347	10382	10558
Since Inception	5.94	6.83	9.31	10459	10527	10719

The past performance may or may not be sustained in the future. Returns are based on NAV of Regular Plan – Growth Option. Scheme has been in existence for more than six months but less than one year, therefore returns shown above are based on simple annualized growth rate of the scheme for the past 6 months and since inception from the last day of previous month-end. Inception Date: August 22, 2022 Different plans have a different expense structure.

Scheme Benchmark[#] ● Additional Benchmark^{##} ● - : Corresponding Benchmark values not available ● Load is not taken into consideration for computation of returns. Returns of IDCW Option under the scheme for the investor would be net of tax deducted at source.

Fund Manager: Mr. Shridatta Bhandwaldar

Scheme Names	CAGR (%)							
	1 Year Return		3 Years Return		5 Years Return		Since Inception	
	Scheme	Benchmark [#]	Scheme	Benchmark [#]	Scheme	Benchmark [#]	Scheme	Benchmark [#]
CANARA ROBECO SMALL CAP FUND	12.31	15.39	44.37	42.10	N.A	-	24.53	19.95
CANARA ROBECO INFRASTRUCTURE	22.45	15.29	34.83	36.64	13.36	9.28	13.31	-
CANARA ROBECO CONSUMER TRENDS FUND	18.92	13.49	26.64	26.57	14.51	12.84	15.80	11.85
CANARA ROBECO FOCUSED EQUITY FUND	14.93	12.85	N.A	-	N.A	-	13.78	12.73
CANARA ROBECO EMERGING EQUITIES	11.25	15.43	26.86	30.81	12.34	13.40	16.73	-
CANARA ROBECO FLEXICAP FUND*	12.01	12.85	23.82	27.95	13.24	12.58	17.34	15.92*
CANARA ROBECO EQUITY TAX SAVER FUND	13.01	12.85	26.52	27.95	14.97	12.58	18.71	16.68
CANARA ROBECO EQUITY HYBRID FUND	11.30	11.49	18.81	19.21	11.64	11.60	11.31	-
CANARA ROBECO BLUE CHIP EQUITY FUND	12.51	13.49	22.56	26.57	13.42	12.84	12.21	11.34
CANARA ROBECO CONSERVATIVE HYBRID FUND	7.66	9.52	9.57	8.35	8.58	8.84	10.06	8.80

- Note:
- Mr. Shridatta Bhandwaldar manages 11 open-ended schemes of Canara Robeco Mutual Fund .
 - Period for which scheme's performance has been provided is computed basis last day of the month-end preceding the date of advertisement
 - Different plans shall have a different expense structure. The performance details provided herein are of Regular plan - Growth Option.
 - Past performance may or may not be sustained in the future.
 - : Corresponding Benchmark values not available
 - N.A.- Not Applicable because scheme is in existence for less than 3 years or 5 years respectively.
 - *Since inception return for the benchmark is Composite return - "As TRI data is not available since inception of the scheme, benchmark performance is calculated using composite CAGR of S&P BSE 500 TRI Index. PRI values from 16th Sept 2003 to 1st Aug, 2006 and TRI values since 1st Aug, 2006 are considered.

Fund Manager: Mr. Vishal Mishra

Scheme Names	CAGR (%)							
	1 Year Return		3 Years Return		5 Years Return		Since Inception	
	Scheme	Benchmark [#]	Scheme	Benchmark [#]	Scheme	Benchmark [#]	Scheme	Benchmark [#]
CANARA ROBECO EQUITY TAX SAVER FUND	13.01	12.85	26.52	27.95	14.97	12.58	18.71	16.68
CANARA ROBECO INFRASTRUCTURE	22.45	15.29	34.83	36.64	13.36	9.28	13.31	-
CANARA ROBECO BLUE CHIP EQUITY FUND	12.51	13.49	22.56	26.57	13.42	12.84	12.21	11.34
CANARA ROBECO VALUE FUND	20.63	12.85	N.A	-	N.A	-	11.90	5.11

- Note:
- Mr. Vishal Mishra manages 4 open-ended schemes of Canara Robeco Mutual Fund .
 - Period for which scheme's performance has been provided is computed basis last day of the month-end preceding the date of advertisement
 - Different plans shall have a different expense structure. The performance details provided herein are of Regular plan - Growth Option
 - Past performance may or may not be sustained in the future.
 - : Corresponding values not available
 - N.A.- Not Applicable because scheme is in existence for less than 3 year.

Assistant Fund Manager: Mr. Amit Kadam

Scheme Names	CAGR (%)							
	1 Year Return		3 Years Return		5 Years Return		Since Inception	
	Scheme	Benchmark [#]	Scheme	Benchmark [#]	Scheme	Benchmark [#]	Scheme	Benchmark [#]
CANARA ROBECO FOCUSED EQUITY FUND	14.93	12.85	N.A	-	N.A	-	13.78	12.73

- Note:
- Mr. Amit Kadam manage 1 open-ended schemes of Canara Robeco Mutual Fund .
 - Period for which scheme's performance has been provided is computed basis last day of the month-end preceding the date of advertisement
 - Different plans shall have a different expense structure. The performance details provided herein are of Regular plan - Growth Option
 - Past performance may or may not be sustained in the future.
 - : Corresponding Benchmark values not available
 - N.A.- Not Applicable because scheme is in existence for less than 3 year.

*For scheme benchmark please refer page no 27-31 • Load is not taken into consideration for computation of returns. Returns of IDCW option under the scheme for the investor would be net of distribution tax as applicable.

Fund Manager: Mr. Ajay Khandelwal

Scheme Names	CAGR (%)							
	1 Year Return		3 Years Return		5 Years Return		Since Inception	
	Scheme	Benchmark [#]	Scheme	Benchmark [#]	Scheme	Benchmark [#]	Scheme	Benchmark [#]
CANARA ROBECO SMALL CAP FUND	12.31	15.39	44.37	42.10	N.A	-	24.53	19.95

Note:

- Mr. Ajay Khandelwal manage 2 open-ended schemes of Canara Robeco Mutual Fund .
- Period for which scheme's performance has been provided is computed basis last day of the month-end preceding the date of advertisement
- Different plans shall have a different expense structure. The performance details provided herein are of Regular plan - Growth Option
- Past performance may or may not be sustained in the future.
- : Corresponding Benchmark values not available
- N.A.- Not Applicable because scheme is in existence for less than 5 years.

Fund Manager: Ms. Ennette Fernandes

Scheme Names	CAGR (%)							
	1 Year Return		3 Years Return		5 Years Return		Since Inception	
	Scheme	Benchmark [#]	Scheme	Benchmark [#]	Scheme	Benchmark [#]	Scheme	Benchmark [#]
CANARA ROBECO CONSUMER TRENDS FUND	18.92	13.49	26.64	26.57	14.51	12.84	15.80	11.85
CANARA ROBECO EQUITY HYBRID FUND	11.30	11.49	18.81	19.21	11.64	11.60	11.31	-

Note:

- Ms. Ennette Fernandes manages 2 open-ended schemes of Canara Robeco Mutual Fund .
- Period for which scheme's performance has been provided is computed basis last day of the month-end preceding the date of advertisement
- Different plans shall have a different expense structure. The performance details provided herein are of Regular plan - Growth Option
- Past performance may or may not be sustained in the future.
- : Corresponding Benchmark values not available

Assistant Fund Manager: Ms. Silky Jain

Scheme Names	CAGR (%)							
	1 Year Return		3 Years Return		5 Years Return		Since Inception	
	Scheme	Benchmark [#]	Scheme	Benchmark [#]	Scheme	Benchmark [#]	Scheme	Benchmark [#]
CANARA ROBECO VALUE FUND	20.63	12.85	N.A	-	N.A	-	11.90	5.11

Note:

- Ms. Silky Jain manage 1 open-ended schemes of Canara Robeco Mutual Fund .
- Period for which scheme's performance has been provided is computed basis last day of the month-end preceding the date of advertisement
- Different plans shall have a different expense structure. The performance details provided herein are of Regular plan - Growth Option
- Past performance may or may not be sustained in the future.
- : Corresponding Benchmark values not available
- N.A.- Not Applicable because scheme is in existence for less than 3 year.

[#]For scheme benchmark please refer page no 27-31 • Load is not taken into consideration for computation of returns. Returns of IDCW option under the scheme for the investor would be net of distribution tax as applicable.

Fund Manager: Mr. Avnish Jain

Scheme Names	CAGR (%)									
	6 Months Return**		1 Year Return		3 Years Return		5 Years Return		Since Inception	
	Scheme	Benchmark [#]	Scheme	Benchmark [#]	Scheme	Benchmark [#]	Scheme	Benchmark [#]	Scheme	Benchmark [#]
CANARA ROBECO EQUITY HYBRID FUND*	-	-	11.30	11.49	18.81	19.21	11.64	11.60	11.31	-
CANARA ROBECO CONSERVATIVE HYBRID FUND* [^]	-	-	7.66	9.52	9.57	8.35	8.58	8.84	10.06	8.80
CANARA ROBECO LIQUID FUND	-	-	6.29	6.35	4.27	4.47	5.08	5.28	6.95	6.77
CANARA ROBECO SAVINGS FUND	-	-	6.12	7.04	4.44	5.39	5.81	6.40	7.33	7.23
CANARA ROBECO ULTRA SHORT TERM FUND	-	-	5.60	7.00	3.77	5.24	4.80	6.28	6.82	7.50
CANARA ROBECO CORPORATE BOND FUND	-	-	5.83	7.33	4.49	7.28	6.37	7.28	7.07	8.51
CANARA ROBECO GILT FUND	-	-	7.58	10.26	3.71	4.76	6.63	7.88	8.34	8.55
CANARA ROBECO DYNAMIC BOND FUND	-	-	7.07	8.90	3.45	7.48	5.92	8.37	7.01	8.67
CANARA ROBECO INCOME FUND	-	-	6.94	8.82	3.68	7.48	6.38	8.38	7.96	8.32
CANARA ROBECO SHORT DURATION FUND [^]	-	-	5.82	7.46	4.47	6.08	6.04	7.28	6.74	8.00
CANARA ROBECO BANKING AND PSU DEBT FUND**	7.00	7.71	N.A	-	N.A	-	N.A	-	5.94	6.83

- Note:
- Mr. Avnish Jain manages 11 open-ended schemes of Canara Robeco Mutual Fund.
 - Period for which scheme's performance has been provided is computed basis last day of the month-end preceding the date of advertisement
 - Different plans shall have a different expense structure. The performance details provided herein are of Regular plan - Growth Option.
 - *Managing the portfolio only for debt allocation
 - [^]As per the provisions of SEBI circular dated April 12, 2018 (Performance disclosure post consolidation/ Merger of Schemes), the past performance of aforesaid scheme is based on the historical NAV of Canara Robeco Income Saver Fund (erstwhile Canara Robeco Monthly Income Plan) and hence may not be comparable.
 - Past performance may or may not be sustained in the future.
 - : Corresponding Benchmark values not available
 - **Scheme has been in existence for more than six months but less than one year, therefore returns shown above are based on simple annualized growth rate of the scheme for the past 6 months from the last day of previous month-end / since inception.
 - N.A.- Not Applicable because scheme is in existence for less than 1 year.

Fund Manager: Ms. Suman Prasad

Scheme Names	CAGR (%)							
	1 Year Return		3 Years Return		5 Years Return		Since Inception	
	Scheme	Benchmark [#]	Scheme	Benchmark [#]	Scheme	Benchmark [#]	Scheme	Benchmark [#]
CANARA ROBECO OVERNIGHT FUND	5.88	6.01	4.09	4.20	N.A	-	4.20	4.27
CANARA ROBECO ULTRA SHORT TERM FUND	5.60	7.00	3.77	5.24	4.80	6.28	6.82	7.50
CANARA ROBECO SHORT DURATION FUND [^]	5.82	7.46	4.47	6.08	6.04	7.28	6.74	8.00
CANARA ROBECO CORPORATE BOND FUND	5.83	7.33	4.49	7.28	6.37	7.28	7.07	8.51

- Note:
- Ms. Suman Prasad manages 4 open-ended schemes of Canara Robeco Mutual Fund.
 - Period for which scheme's performance has been provided is computed basis last day of the month-end preceding the date of advertisement
 - Different plans shall have a different expense structure. The performance details provided herein are of Regular plan - Growth Option.
 - [^]As per the provisions of SEBI circular dated April 12, 2018 (Performance disclosure post consolidation/ Merger of Schemes), the past performance of aforesaid scheme is based on the historical NAV of Canara Robeco Short Duration Fund (erstwhile Canara Robeco Yield Advantage Fund) and hence may not be comparable.
 - Past performance may or may not be sustained in the future.
 - N.A.- Not Applicable because scheme is in existence for less than 5 years.
 - : Corresponding Benchmark values not available

Fund Manager: Mr. Kunal Jain

Scheme Names	CAGR (%)							
	1 Year Return		3 Years Return		5 Years Return		Since Inception	
	Scheme	Benchmark [#]	Scheme	Benchmark [#]	Scheme	Benchmark [#]	Scheme	Benchmark [#]
CANARA ROBECO LIQUID FUND	6.29	6.35	4.27	4.47	5.08	5.28	6.95	6.77
CANARA ROBECO SAVINGS FUND	6.12	7.04	4.44	5.39	5.81	6.40	7.33	7.23
CANARA ROBECO DYNAMIC BOND FUND	7.07	8.90	3.45	7.48	5.92	8.37	7.01	8.67
CANARA ROBECO INCOME FUND	6.94	8.82	3.68	7.48	6.38	8.38	7.96	8.32
CANARA ROBECO GILT FUND	7.58	10.26	3.71	4.76	6.63	7.88	8.34	8.55

- Note:
- Mr. Kunal Jain manages 5 open-ended schemes of Canara Robeco Mutual Fund.
 - Period for which scheme's performance has been provided is computed basis last day of the month-end preceding the date of advertisement
 - Different plans shall have a different expense structure. The performance details provided herein are of Regular plan - Growth Option.
 - Past performance may or may not be sustained in the future.

*For scheme benchmark please refer page no 27-31 ● Load is not taken into consideration for computation of returns. Returns of IDCW option under the scheme for the investor would be net of distribution tax as applicable.

SIP RETURNS

(as on May 31, 2023)

EQUITY SCHEMES

CANARA ROBECO FLEXICAP FUND

Fund Manager: Mr. Shridatta Bhandwadar

	Since Inception	15 YR	10 yr	7 yr	5 yr	3 yr	1 yr
Total Amt invested (INR)	2370000	1800000	1200000	840000	600000	360000	120000
Market Value (INR)	12230401	5649875	2455635	1392328	869608	437093	128020
Scheme Returns	14.63%	13.99%	13.72%	14.19%	14.84%	13.04%	12.68%
S&P BSE 500 TRI [#]	13.58%	13.54%	13.93%	14.25%	15.78%	15.45%	12.61%
S&P BSE SENSEX TRI ^{##}	13.57%	13.20%	13.68%	14.55%	15.17%	14.93%	13.79%
Inception Date	16-Sep-03						

CANARA ROBECO EQUITY TAX SAVER FUND

Fund Manager: Mr. Vishal Mishra / Mr. Shridatta Bhandwadar

	Since Inception	10 yr	7 yr	5 yr	3 yr	1 yr
Total Amt invested (INR)	1720000	1200000	840000	600000	360000	120000
Market Value (INR)	5436826	2613130	1461860	907290	445453	127649
Scheme Returns	14.77%	14.88%	15.56%	16.57%	14.36%	12.09%
S&P BSE 500 TRI [#]	13.49%	13.93%	14.25%	15.78%	15.45%	12.61%
S&P BSE SENSEX TRI ^{##}	13.23%	13.68%	14.55%	15.17%	14.93%	13.79%
Inception Date (Canara Robeco Equity Tax saver – Reg Growth Plan)	02-Feb-09					

CANARA ROBECO EQUITY HYBRID FUND

Fund Manager: Ms. Ennette Fernandes / Mr. Shridatta Bhandwadar / Mr. Avnish Jain

	Since Inception	20 YR	15 YR	10 yr	7 yr	5 yr	3 yr	1 yr
Total Amt invested	3640000	2400000	1800000	1200000	840000	600000	360000	120000
Market Value	43227650	12085468	5326445	2308033	1289831	823796	424222	127095
Scheme Returns	13.49%	14.24%	13.31%	12.56%	12.05%	12.65%	10.98%	11.20%
CRISIL Hybrid 35+65 - Aggressive Index [#]	NA	11.96%	11.85%	12.03%	12.04%	12.71%	11.60%	11.46%
S&P BSE SENSEX TRI ^{##}	13.99%	13.81%	13.20%	13.68%	14.55%	15.17%	14.93%	13.79%
Inception Date	01-Feb-93							

CANARA ROBECO CONSUMER TRENDS FUND

Fund Manager: Ms. Ennette Fernandes / Mr. Shridatta Bhandwadar

	Since Inception	10 yr	7 yr	5 yr	3 yr	1 yr
Total Amt invested	1650000	1200000	840000	600000	360000	120000
Market Value	5458338	2843874	1501814	933057	466269	130877
Scheme Returns	16.02%	16.46%	16.32%	17.72%	17.58%	17.31%
S&P BSE 100 TRI [#]	12.91%	13.54%	14.11%	15.31%	15.29%	13.62%
S&P BSE SENSEX TRI ^{##}	12.98%	13.68%	14.55%	15.17%	14.93%	13.79%
Inception Date	14-Sep-09					

CANARA ROBECO EMERGING EQUITIES

Fund Manager: Mr. Shridatta Bhandwadar

	Since Inception	15 YR	10 yr	7 yr	5 yr	3 yr	1 yr
Total Amt invested (INR)	2190000	1800000	1200000	840000	600000	360000	120000
Market Value (INR)	13295857	8766410	2916256	1397604	888342	443493	126917
Scheme Returns	17.38%	19.02%	16.92%	14.30%	15.71%	14.05%	10.91%
Nifty Large Midcap 250 TRI [#]	N.A	15.13%	15.46%	15.46%	17.57%	17.57%	15.07%
S&P BSE Sensex TRI ^{##}	12.82%	13.20%	13.68%	14.55%	15.17%	14.93%	13.79%
Inception Date	11-Mar-05						

1. Investment date is taken to be 1st of the month or next business day if 1st is a holiday and investment of ₹ 10000 is taken. Returns are as on 31st May, 2023 and are based on XIRR approach.
 2. The calculations are based on the regular growth plan NAVs. 3. NA : Not Applicable as Benchmark index data not available for the period 4. Past performance may or may not be sustained in the future. Scheme Benchmark[#], Additional benchmark^{##}

SIP RETURNS

(as on May 31, 2023)

EQUITY SCHEMES

CANARA ROBECO BLUE CHIP EQUITY FUND

Fund Manager: Mr. Shridatta Bhandwadar / Mr. Vishal Mishra

	Since Inception	10 yr	7 yr	5 yr	3 yr	1 yr
Total Amt invested	1540000	1200000	840000	600000	360000	120000
Market Value	3838164	2434630	1381814	863450	433785	128363
Scheme Returns	13.33%	13.56%	13.98%	14.56%	12.52%	13.24%
S&P BSE 100 TRI [#]	13.17%	13.54%	14.11%	15.31%	15.29%	13.62%
S&P BSE SENSEX TRI ^{##}	13.24%	13.68%	14.55%	15.17%	14.93%	13.79%
Inception Date	20-Aug-10					

CANARA ROBECO INFRASTRUCTURE

Fund Manager: Mr. Vishal Mishra / Mr. Shridatta Bhandwadar

	Since Inception	15 YR	10 yr	7 yr	5 yr	3 yr	1 yr
Total Amt invested (INR)	2100000	1800000	1200000	840000	600000	360000	120000
Market Value (INR)	7345220	5505386	2629153	1494943	1018213	518881	132720
Scheme Returns	12.94%	13.69%	15.00%	16.19%	21.31%	25.30%	20.33%
S&P BSE India Infrastructure TRI [#]	N.A.	N.A.	12.12%	13.85%	19.02%	24.23%	14.64%
S&P BSE SENSEX TRI ^{##}	12.54%	13.20%	13.68%	14.55%	15.17%	14.93%	13.79%
Inception Date	02-Dec-05						

CANARA ROBECO SMALL CAP FUND

Fund Manager: Mr. Ajay Khandelwal / Mr. Shridatta Bhandwadar

	Since Inception	3 yr	1 yr
Total Amt invested	520000	360000	120000
Market Value	960645	525868	128034
Scheme Returns	29.13%	26.28%	12.71%
Nifty Small Cap 250 [#]	22.84%	21.59%	17.91%
S&P BSE SENSEX TRI ^{##}	15.83%	14.93%	13.79%
Inception Date	15-Feb-19		

The scheme has been in existence for more than 1 year but less than 3 years.

CANARA ROBECO FOCUSED EQUITY FUND

Fund Manager: Mr. Shridatta Bhandwadar / Amit Kadam

	Since Inception	1 yr
Total Amt invested	250000	120000
Market Value	275513	128291
Scheme Returns	9.30%	13.12%
S&P BSE 500 TRI [#]	8.68%	12.61%
S&P BSE SENSEX TRI ^{##}	9.86%	13.79%
Inception Date	17-May-21	

CANARA ROBECO VALUE FUND

Fund Manager: Mr. Vishal Mishra (Fund Manager) / Ms. Silky Jain (Assistant Fund Manager)

	Since Inception	1 yr
Total Amt invested	210000	120000
Market Value	238983	132074
Scheme Returns	14.93%	19.27%
S&P BSE 500 TRI [#]	8.68%	12.61%
S&P BSE SENSEX TRI ^{##}	9.86%	13.79%
Inception Date	03-Sept-21	

1. Investment date is taken to be 1st of the month or next business day if 1st is a holiday and investment of ₹ 10000 is taken. Returns are as on 31st May, 2023 and are based on XIRR approach.
 2. The calculations are based on the regular growth plan NAVs. 3. NA : Not Applicable as Benchmark index data not available for the period 4. Past performance may or may not be sustained in the future. Scheme Benchmark[#], Additional benchmark^{##}

SIP RETURNS

(as on May 31, 2023)

DEBT SCHEMES

CANARA ROBECO GILT FUND

Fund Manager: Mr. Kunal Jain / Mr. Avnish Jain

	Since Inception	20 YR	15 YR	10 yr	7 yr	5 yr	3 yr	1 yr
Total Amt invested	2820000	2400000	1800000	1200000	840000	600000	360000	120000
Market Value	7855024	5644516	3435692	1697434	1029502	689175	385536	125468
Scheme Returns	7.89%	7.87%	8.13%	6.75%	5.73%	5.49%	4.51%	8.60%
CRISIL Dynamic Gilt Index [#]	7.69%	7.47%	7.61%	7.34%	6.71%	6.59%	5.60%	11.20%
CRISIL 10 Year Gilt Index ^{###}	NA	NA	6.29%	6.14%	5.43%	5.30%	5.60%	11.41%
Inception Date	29-Dec-99							

CANARA ROBECO CONSERVATIVE HYBRID FUND

Fund Manager: Mr. Avnish Jain / Mr. Shridatta Bhandwadar

	Since Inception	20 YR	15 YR	10 yr	7 yr	5 yr	3 yr	1 yr
Total Amt invested	2470000	2400000	1800000	1200000	840000	600000	360000	120000
Market Value	7028529	6544890	3548402	1819609	1114162	736312	397724	124985
Scheme Returns	9.22%	9.14%	8.52%	8.07%	7.95%	8.13%	6.60%	7.83%
Crisil Hybrid 85+15 Conservative Index [#]	8.61%	8.59%	8.79%	8.65%	8.14%	8.11%	6.79%	10.23%
CRISIL 10 Year Gilt Index ^{###}	13.44%	6.22%	6.29%	6.14%	5.43%	5.30%	4.46%	11.41%
Inception Date	24-April-88							

As per the provisions of SEBI circular dated April 12, 2018 (Performance disclosure post consolidation/ Merger of Schemes), the past performance of aforesaid scheme is based on the historical NAV of Canara Robeco Income Saver Fund (erstwhile Canara Robeco Monthly Income Plan) and hence may not be comparable.

CANARA ROBECO INCOME FUND

Fund Manager: Mr. Avnish Jain / Mr. Kunal Jain

	Since Inception	20 YR	15 YR	10 yr	7 yr	5 yr	3 yr	1 yr
Total Amt invested	2490000	2400000	1800000	1200000	840000	600000	360000	120000
Market Value	5921109	5495877	3115496	1652316	1021385	683446	382668	125085
Scheme Returns	7.67%	7.64%	6.95%	6.23%	5.51%	5.16%	4.02%	7.99%
CRISIL Medium to Long Duration Debt B-III Index [#]	8.54%	8.58%	8.66%	8.29%	7.82%	7.91%	6.78%	10.14%
CRISIL 10 Year Gilt Index ^{###}	6.20%	6.22%	6.29%	6.14%	5.43%	5.30%	4.46%	11.41%
Inception Date	19-Sep-02							

CANARA ROBECO SAVINGS FUND

Fund Manager: Mr. Kunal Jain / Mr. Avnish Jain

	Since Inception	15 YR	10 yr	7 yr	5 yr	3 yr	1 yr
Total Amt invested	2190000	1800000	1200000	840000	600000	360000	120000
Market Value	4382561	3102209	1646555	1023240	683197.9854	386992	124336
Scheme Returns	7.10%	6.90%	6.16%	5.56%	5.14%	4.76%	6.80%
CRISIL Low Duration Debt B-I Index [#]	7.25%	7.22%	6.76%	6.21%	5.91%	5.69%	7.61%
CRISIL 1yr T Bill Index ^{###}	6.14%	6.16%	5.87%	5.40%	5.06%	4.75%	6.80%
Inception Date	04-Mar-05						

CANARA ROBECO DYNAMIC BOND FUND

Fund Manager: Mr. Kunal Jain / Mr. Avnish Jain

	Since Inception	10 yr	7 yr	5 yr	3 yr	1 yr
Total Amt invested	1690000	1200000	840000	600000	360000	120000
Market Value	2784662	1636866	1010190	680525	383559.7835	125091
Scheme Returns	6.77%	6.05%	5.20%	4.99%	4.17%	8.00%
CRISIL Dynamic Bond B-III Index [#]	8.59%	8.29%	7.82%	7.91%	6.81%	10.20%
CRISIL 10 Year Gilt Index ^{###}	6.31%	6.14%	5.43%	5.30%	4.46%	11.41%
Inception Date	29-May-09					

1. Investment date is taken to be 1st of the month or next business day if 1st is a holiday and investment of ₹ 10000 is taken. Returns are as on 31st May, 2023 and are based on XIRR approach.
2. The calculations are based on the regular growth plan NAVs. 3. NA : Not Applicable as Benchmark index data not available for the period 4. Past performance may or may not be sustained in the future. Scheme Benchmark[#], Additional benchmark^{###}

SIP RETURNS

(as on May 31, 2023)

DEBT SCHEMES

CANARA ROBECO ULTRA SHORT TERM FUND

Fund Manager: Ms. Suman Prasad / Mr. Avnish Jain

	Since Inception	10 yr	7 yr	5 yr	3 yr	1 yr
Total Amt invested	1790000	1200000	840000	600000	360000	120000
Market Value	2908481	1574486	992172	670276	384306.8089	123921
Scheme Returns	6.21%	5.30%	4.69%	4.38%	4.30%	6.14%
CRISIL Ultra Short Duration Debt B-I Index [#]	7.17%	6.58%	6.12%	5.82%	5.71%	7.48%
CRISIL 1yr T Bill Index ^{##}	6.16%	5.87%	5.40%	5.06%	4.75%	6.80%
Inception Date	16-Sept-03					

CANARA ROBECO SHORT DURATION FUND

Fund Manager: Ms. Suman Prasad / Mr. Avnish Jain

	Since Inception	10 yr	7 yr	5 yr	3 yr	1 yr
Total Amt invested	1460000	1200000	840000	600000	360000	120000
Market Value	2169190	1638357	1023731	683367	383957.2318	124185
Scheme Returns	6.28%	6.07%	5.57%	5.15%	4.24%	6.56%
CRISIL Short Duration Debt B-II Index [#]	7.55%	7.29%	6.83%	6.58%	5.82%	8.23%
CRISIL 10 Year Gilt Index ^{##}	6.33%	6.14%	5.43%	5.30%	4.46%	11.41%
Inception Date	25-Apr-11					

As per the provisions of SEBI circular dated April 12, 2018 (Performance disclosure post consolidation/ Merger of Schemes), the past performance of aforesaid scheme is based on the historical NAV of Canara Robeco Short Duration Fund (erstwhile Canara Robeco Yield Advantage Fund) and hence may not be comparable.

CANARA ROBECO CORPORATE BOND FUND

Fund Manager: Mr. Avnish Jain / Ms. Suman Prasad

	Since Inception	7 yr	5 yr	3 yr	1 yr
Total Amt invested	1120000	840000	600000	360000	120000
Market Value	1502691	1028217	686806	384273	124204
Scheme Returns	6.15%	5.69%	5.35%	4.29%	6.59%
CRISIL Corporate Bond B-III Index [#]	7.51%	6.99%	6.84%	6.07%	8.29%
CRISIL 10 Year Gilt Index ^{##}	6.03%	5.43%	5.30%	4.46%	11.41%
Inception Date	07-Feb-14				

1. Investment date is taken to be 1st of the month or next business day if 1st is a holiday and investment of ₹ 10000 is taken. Returns are as on 31st May, 2023 and are based on XIRR approach.
 2. The calculations are based on the regular growth plan NAVs. 3. NA : Not Applicable as Benchmark index data not available for the period 4. Past performance may or may not be sustained in the future. Scheme Benchmark[#], Additional benchmark^{##}

Income Distribution cum Capital Withdrawal (IDCW) - Payout/Reinvestment

Canara Robeco Flexicap Fund

Date of declaration (Record Date)	IDCW Distribution per unit*	NAV as on the date of declaration
Regular IDCW - Payout/Reinvestment		
23.10.2020	2.95	36.74
29.10.2021	4.30	47.18
28.10.2022	0.45	45.72
Direct IDCW - Payout/Reinvestment		
29.10.2021	6.20	68.52
28.10.2022	0.66	67.32

Canara Robeco Equity Hybrid Fund

Date of declaration (Record Date)	IDCW Distribution per unit*	NAV as on the date of declaration
Regular Monthly IDCW - Payout/Reinvestment		
30.12.2022	0.64	85.61
27.01.2023	0.62	82.83
24.02.2023	0.62	82.76
31.03.2023	0.59	81.56
28.04.2023	0.61	83.23
26.05.2023	0.62	84.86
Direct Monthly IDCW - Payout/Reinvestment		
30.12.2022	0.60	105.31
27.01.2023	0.60	102.14
24.02.2023	0.60	102.31
31.03.2023	0.60	101.07
28.04.2023	0.60	103.37
26.05.2023	0.60	105.67

Canara Robeco Consumer Trends Fund

Date of declaration (Record Date)	IDCW Distribution per unit*	NAV as on the date of declaration
Regular IDCW - Payout/Reinvestment		
26.07.2019	1.40	21.96
31.07.2020	1.30	20.97
30.07.2021	1.90	29.54
29.07.2022	0.31	32.61
Direct IDCW - Payout/Reinvestment		
30.07.2021	3.25	51.16
29.07.2022	0.55	57.36

Canara Robeco Infrastructure

Date of declaration (Record Date)	IDCW Distribution per unit*	NAV as on the date of declaration
Regular IDCW - Payout/Reinvestment		
30.08.2019	1.35	22.42
31.08.2020	1.25	19.81
27.08.2021	2.00	31.07
26.08.2022	0.37	37.28
Direct IDCW - Payout/Reinvestment		
31.08.2020	1.65	26.17
27.08.2021	2.60	41.48
26.08.2022	0.49	50.33

Canara Robeco Equity Tax Saver Fund

Date of declaration (Record Date)	IDCW Distribution per unit*	NAV as on the date of declaration
Regular IDCW - Payout/Reinvestment		
26.11.2021	1.80	35.96
25.02.2022	0.20	34.87
25.11.2022	0.19	37.57
24.02.2023	0.18	35.41
Direct IDCW - Payout/Reinvestment		
25.02.2022	0.30	54.19
25.11.2022	0.29	59.01
24.02.2023	0.29	55.79

Canara Robeco Emerging Equities

Date of declaration (Record Date)	IDCW Distribution per unit*	NAV as on the date of declaration
Regular IDCW - Payout/Reinvestment		
30.11.2018	2.60	44.15
29.11.2019	2.70	45.03
27.11.2020	2.90	47.51
26.11.2021	5.65	60.83
25.11.2022	0.63	62.64
Direct IDCW - Payout/Reinvestment		
27.11.2020	2.00	68.63
26.11.2021	8.25	88.94
25.11.2022	0.93	92.69

Canara Robeco Income Fund

Date of declaration (Record Date)	IDCW Distribution per unit*	NAV as on the date of declaration
Regular Quarterly IDCW - Payout/Reinvestment		
24.12.2020	0.22	15.2842
26.03.2021	0.20	14.9986
25.06.2021	0.20	14.9957
24.09.2021	0.20	15.0242
31.12.2021	0.20	14.8035
25.03.2022	0.15	14.6469
24.06.2022	0.14	14.3314
30.09.2022	0.15	14.3664
30.12.2022	0.15	14.4388
31.03.2023	0.18	14.4777
Direct Quarterly IDCW - Payout/Reinvestment		
24.12.2020	0.25	16.4616
26.03.2021	0.20	16.2155
25.06.2021	0.20	16.2732
24.09.2021	0.20	16.366
31.12.2021	0.20	16.1916
25.03.2022	0.15	16.0757
24.06.2022	0.16	15.7666
30.09.2022	0.16	15.8589
30.12.2022	0.16	15.9891
31.03.2023	0.20	16.0765

Canara Robeco Conservative Hybrid Fund (Monthly IDCW Option)

Date of declaration (Record Date)	IDCW Distribution per unit*	NAV as on the date of declaration
Regular Monthly IDCW - Payout/Reinvestment		
31.12.2021	0.10	14.1634
28.01.2022	0.10	13.9797
25.02.2022	0.10	13.8155
25.03.2022	0.10	13.7955
29.04.2022	0.10	13.6772
27.05.2022	0.10	13.3287
24.06.2022	0.10	13.1755
29.07.2022	0.10	13.4512
26.08.2022	0.10	13.4878
30.09.2022	0.10	13.3407
28.10.2022	0.10	13.3559
25.11.2022	0.10	13.4266
30.12.2022	0.10	13.303
27.01.2023	0.10	13.1154
24.02.2023	0.10	13.0346
31.03.2023	0.10	12.9857
28.04.2023	0.10	13.0905
26.05.2023	0.10	13.135
Direct Monthly IDCW - Payout/Reinvestment		
31.12.2021	0.10	16.2153
28.01.2022	0.10	16.036
25.02.2022	0.10	15.8784
25.03.2022	0.10	15.8863
29.04.2022	0.10	15.7832
27.05.2022	0.10	15.4112
24.06.2022	0.10	15.2633
29.07.2022	0.10	15.6178
26.08.2022	0.10	15.6916
30.09.2022	0.10	15.5555
28.10.2022	0.10	15.6049
25.11.2022	0.10	15.7197
30.12.2022	0.10	15.6109
27.01.2023	0.10	15.4231
24.02.2023	0.10	15.3606
31.03.2023	0.10	15.3391
28.04.2023	0.10	15.4917
26.05.2023	0.10	15.5775
Regular Quarterly IDCW - Payout/Reinvestment		
31.12.2021	0.25	13.8599
25.03.2022	0.20	13.5945
24.06.2022	0.20	13.0756
30.09.2022	0.20	13.3374
30.12.2022	0.20	13.4004
31.03.2023	0.23	13.1547
Direct Quarterly IDCW - Payout/Reinvestment		
31.12.2021	0.25	15.7934
25.03.2022	0.20	15.5617
24.06.2022	0.23	15.0126
30.09.2022	0.24	15.355
30.12.2022	0.24	15.4665
31.03.2023	0.27	15.2251

* On face value of ₹10. ● For Daily, Weekly & Monthly IDCW history of Canara Robeco Liquid Fund, Canara Robeco Ultra Short Term Fund & Canara Robeco Savings Fund Visit : www.canararobeco.com. ● The IDCW amount is before tax calculation.

Past performance may or may not be sustained in the future. Pursuant to payment of IDCW, the NAV of the IDCW option of the scheme would fall to the extent of payout and statutory levy (if applicable).

Income Distribution cum Capital Withdrawal (IDCW) - Payout/Reinvestment

Canara Robeco Short Duration Fund

Date of declaration (Record Date)	IDCW Distribution per unit*	NAV as on the date of declaration
Regular Monthly IDCW - Payout/Reinvestment		
24.06.2022	0.06	14.8723
29.07.2022	0.06	14.917
26.08.2022	0.06	14.9264
30.09.2022	0.06	14.8541
28.10.2022	0.06	14.8438
25.11.2022	0.06	14.881
30.12.2022	0.06	14.8941
27.01.2023	0.06	14.8979
24.02.2023	0.06	14.8698
31.03.2023	0.06	14.9295
28.04.2023	0.06	14.9869
26.05.2023	0.06	15.0194
Direct Monthly IDCW - Payout/Reinvestment		
24.06.2022	0.06	16.5705
29.07.2022	0.06	16.6367
26.08.2022	0.06	16.6618
30.09.2022	0.06	16.5979
28.10.2022	0.06	16.6017
25.11.2022	0.06	16.6586
30.12.2022	0.06	16.6914
27.01.2023	0.06	16.7112
24.02.2023	0.06	16.6952
31.03.2023	0.06	16.7784
28.04.2023	0.06	16.8556
26.05.2023	0.06	16.9073
Regular Quarterly IDCW - Payout/Reinvestment		
31.12.2021	0.20	14.8845
25.03.2022	0.15	14.8351
24.06.2022	0.15	14.6262
30.09.2022	0.15	14.6354
30.12.2022	0.15	14.7037
31.03.2023	0.19	14.7278
Direct Quarterly IDCW - Payout/Reinvestment		
31.12.2021	0.20	16.1846
25.03.2022	0.15	16.1666
24.06.2022	0.16	15.9656
30.09.2022	0.16	16.0057
30.12.2022	0.16	16.1104
31.03.2023	0.20	16.1694

Canara Robeco Small Cap Fund

Date of declaration (Record Date)	IDCW Distribution per unit*	NAV as on the date of declaration
Regular IDCW - Payout/Reinvestment		
27.08.2021	1.25	18.79
26.08.2022	0.23	22.9
Direct IDCW - Payout/Reinvestment		
27.08.2021	1.25	19.69

Canara Robeco Dynamic Bond Fund

Date of declaration (Record Date)	IDCW Distribution per unit*	NAV as on the date of declaration
Regular IDCW - Payout/Reinvestment		
29.12.2017	0.40	13.9791
22.06.2018	0.40	13.6557
28.12.2018	0.40	13.7272
28.06.2019	0.45	14.1036
27.12.2019	0.45	13.6044
26.06.2020	0.45	14.0712
24.12.2020	0.42	14.0022
25.06.2021	0.35	13.6606
31.12.2021	0.35	13.4939
24.06.2022	0.27	13.1468
30.12.2022	0.27	13.2808
Direct IDCW - Payout/Reinvestment		
29.12.2017	0.40	14.3862
22.06.2018	0.40	14.1043
28.12.2018	0.40	14.2548
28.06.2019	0.45	14.7197
27.12.2019	0.45	14.2958
26.06.2020	0.45	14.8653
24.12.2020	0.45	14.8495
25.06.2021	0.35	14.5799
31.12.2021	0.35	14.506
24.06.2022	0.29	14.2043
30.12.2022	0.29	14.4302

Canara Robeco Corporate Bond Fund

Date of declaration (Record Date)	IDCW Distribution per unit*	NAV as on the date of declaration
Regular IDCW - Payout/Reinvestment		
31.05.2019	0.35	11.5389
29.11.2019	0.30	11.7088
27.05.2020	0.35	11.5992
27.11.2020	0.35	11.7678
28.05.2021	0.30	11.6304
26.11.2021	0.30	11.5087
27.05.2022	0.23	11.3125
25.11.2022	0.23	11.3367
26.05.2023	0.29	11.4343
Direct IDCW - Payout/Reinvestment		
x31.05.2019	0.35	11.9207
29.11.2019	0.40	12.1524
27.05.2020	0.35	11.9903
27.11.2020	0.35	12.2184
28.05.2021	0.30	12.1238
26.11.2021	0.30	12.0484
27.05.2022	0.24	11.8809
25.11.2022	0.24	11.9473
26.05.2023	0.31	12.084

Canara Robeco Gilt Fund

Date of declaration (Record Date)	IDCW Distribution per unit*	NAV as on the date of declaration
Regular IDCW - Payout/Reinvestment		
23.12.2015	0.40	13.7057
24.06.2016	0.40	13.9683
23.12.2016	0.45	15.1684
23.06.2017	0.45	15.4644
29.12.2017	0.45	14.7729
22.06.2018	0.45	14.3774
28.12.2018	0.40	14.5640
28.06.2019	0.45	15.0791
27.12.2019	0.45	14.6599
26.06.2020	0.50	15.2096
24.12.2020	0.45	15.1544
25.06.2021	0.40	14.8103
31.12.2021	0.40	14.6682
24.06.2022	0.29	14.2586
30.12.2022	0.29	14.4175
Direct IDCW - Payout/Reinvestment		
23.12.2015	0.40	13.8634
24.06.2016	0.40	14.1721
23.12.2016	0.45	15.4471
23.06.2017	0.45	15.7997
29.12.2017	0.45	15.1532
22.06.2018	0.45	14.8012
28.12.2018	0.40	15.0561
28.06.2019	0.45	15.6535
27.12.2019	0.45	15.3047
26.06.2020	0.50	15.951
24.12.2020	0.47	15.9554
25.06.2021	0.40	15.6738
31.12.2021	0.40	15.604
24.06.2022	0.31	15.2119
30.12.2022	0.31	15.4387

Canara Robeco Blue Chip Equity Fund

Date of declaration (Record Date)	IDCW Distribution per unit*	NAV as on the date of declaration
Regular IDCW - Payout/Reinvestment		
25.11.2016	1.32	14.90
24.11.2017	1.35	17.42
30.11.2018	1.30	16.87
29.11.2019	1.40	17.86
27.11.2020	1.50	17.53
26.11.2021	2.00	21.03
25.11.2022	0.22	21.86
Direct IDCW - Payout/Reinvestment		
29.11.2019	1.94	26.23
26.11.2021	1.40	36.55
25.11.2022	0.39	38.6

* On face value of ₹10. ● For Daily, Weekly & Monthly IDCW history of Canara Robeco Liquid Fund, Canara Robeco Ultra Short Term Fund & Canara Robeco Savings Fund Visit : www.canararobeco.com. ● The IDCW amount is before tax calculation.

Past performance may or may not be sustained in the future. Pursuant to payment of IDCW, the NAV of the IDCW option of the scheme would fall to the extent of payout and statutory levy (if applicable).

HOW TO READ A FACTSHEET

Fund Manager : An employee of the asset management company who manages investments of the scheme. He is usually part of a larger team of fund managers and research analysts.

Minimum Application Amount for Fresh Subscription : This is the minimum investment amount for a new investor in a mutual fund scheme

Application Amount for Fresh Subscription : This is the minimum investment amount for a new investor in a mutual fund scheme.

Minimum Additional Amount : This is the minimum investment amount for an existing investor in a mutual fund scheme.

Yield to Maturity : The Yield to Maturity or the YTM is the rate of return anticipated on a bond if held until Maturity. YTM is expressed as an annual rate. The YTM factors in the bond's current market price, par value, coupon interest rate and time to maturity.

SIP : SIP or systematic investment plan works on the principle of making periodic investments of a fixed sum. It works similar to a recurring bank deposit. For instance, an investor may opt for an SIP that invests Rs. 500 every 15th of the month in an equity fund for a period of three years.

NAV : The NAV or the net asset value is the total asset value per unit of the mutual fund after deducting all related and permissible expenses. The NAV is calculated at the end of every business day. It is the value at which the investor enters or exits the mutual fund.

Benchmark : A group of securities, usually a market index, whose performance is used as a standard or benchmark to measure investment performance of mutual funds, among other investments. Some typical benchmarks include the Nifty, Sensex, BSE200, BSE500, 10-Year Gsec.

Entry Load : A mutual fund may have a sales charge or load at the time of entry and/or exit to compensate the distributor/agent.

Entry load is charged at the time an investor purchases the units of a mutual fund. The entry load is added to the prevailing NAV at the time of investment. For instance, if the NAV is Rs. 100 and the exit load is 1%, the investor will enter the fund at Rs. 101.

Exit Load : Exit load is charged at the time an investor redeems the units of mutual fund. The exit load is reduced from the prevailing NAV at the time of redemption. The investor will receive redemption proceeds at net value of NAV less Exit Load. For instance if the NAV is Rs. 100 and the exit load is 1% the investor will receive Rs. 99

Modified Duration : Modified duration is the price sensitivity and the percentage change in price for a unit change in yield.

Standard Deviation : Standard Deviation is a statistical measure of the range of an investment's performance. When a mutual fund has a high standard deviation, it means its range of performance is wide, implying greater volatility.

Sharpe Ratio : The Sharpe Ratio, named after its founder, the Nobel Laureate William Sharpe, is a measure of risk-adjusted returns. It is calculated using standard deviation and excess return to determine reward per unit or risk.

Beta : Beta is a measure of an investment's volatility vis-à-vis the market. Beta of less than 1 means that the security will be less volatile than the market. A beta of greater than 1 implies that the security's price will be more volatile than the market.

AUM : AUM or assets under management refers to recent / updated cumulative market value of investments of a scheme managed by the mutual fund.

Holdings : The holdings or the portfolio is a mutual fund's latest or updated reported statement of investments/securities. These are usually displayed in terms of percentage to net assets or the rupee value or both. The objective is to give investors an idea of where their money is being invested by the fund manager.

Nature of Scheme : The investment objective and underlying investments determine the nature of the mutual fund scheme. For instance, a mutual fund that aims at generating capital appreciation by investing in stock markets is an equity fund or growth fund. Likewise, a mutual fund that aims at capital preservation by investing in debt markets is a debt fund or income fund. Each of these categories may have sub-categories.

Rating Profile : Mutual funds invest in securities after evaluating their creditworthiness as disclosed by the ratings. A depiction of the mutual fund in various investments based on their ratings becomes the rating profile of the fund. Typically, this is a feature of debt funds.

DEFINITIONS

(as on May 31, 2023)

Total Expense Ratio : Expressed as an annualized percentage, it is the ratio of all the expenses of the fund to the total assets of the fund and includes the fund management fees paid to the asset management company for managing the fund's assets.

Sharp Ratio : The Sharpe Ratio, named after its founder, the Nobel Laureate William Sharpe, is a measure of risk-adjusted returns. It is calculated using standard deviation and excess return to determine reward per unit or risk.

Beta Ratio : Beta is a measure of an investment's volatility vis-à-vis the market. Beta of less than 1 means that the security will be less volatile than the market. A beta of greater than 1 implies that the security's price will be more volatile than the market.

Portfolio Turnover Ratio : It is a measure of how often assets within a fund are churned.

Modified Duration : Modified duration is the price sensitivity and the percentage change in price for a unit change in yield.

Average Maturity : It is the weighted average of residual maturity of debt securities in a fund portfolio

Portfolio Yield : Weighted Average valuation yield of the assets

Standard Deviation : Standard Deviation is a statistical measure of the range of an investment's performance. When a mutual fund has a high standard deviation, it means its range of performance is wide, implying greater volatility.

Risk Free Return : It represents the rate of return an investor could have earned by investing in a security which is believed to have zero investment risk over the specified period of time.

Tracking Error : Tracking error is a measure of how closely is a scheme able to imitate the index to which it is benchmarked. It is the standard deviation of the difference between the scheme and index returns.

R-Squared : It is a statistical measure of how closely the portfolio returns are correlated with its benchmark.

TRI : Total Return Index (TRI) is an index that measures the performance of a group of components by assuming that all cash distributions are reinvested, in addition to tracking the components' price movement. It takes into account all dividends/ interest payments that are generated from the basket of constituents that make up the index in addition to the capital gains and considered as an appropriate measure of performance.

DISCLAIMERS

(as on May 31, 2023)

Disclaimer :

The information used towards formulating the outlook have been obtained from sources published by third parties. While such publications are believed to be reliable, the opinions expressed in this document are of personal nature and does not constitute the views of Canara Robeco Asset Management. It is hereby expressly stated that, neither the AMC, its officers, the trustees, the Fund or any of their affiliates or representatives assume any responsibility for the accuracy of such information or the views thereof. The above is only for information purpose and do not constitute any guidelines or recommendation on any course of action to be followed by the reader. Recipients of this communication should rely on information/data arising out of their own investigations. Readers are advised to seek independent professional advice, verify the contents, and arrive at an informed investment decision before making any investments. Investor shall note that there is no assurance or guarantee that the investment objective of the scheme will be achieved. The Sector/stocks/securities mentioned in above do not constitute as any research report / recommendation and the fund may or may not have future position in these sector/ stocks/ securities. Past performance may or may not sustain in future. Further, CRMF, its Sponsors, its Trustees, CRAMC, its employees, officer, Directors, etc. assume no financial liability whatsoever to the user of this document. This document is for general information purposes only and should not be construed as solicitation to invest in the Mutual Fund schemes.

⁹Note :

Risk ratios calculated for schemes having minimum three year performance

Risk Free Rate of Return : 6.4% (MIBOR as of May 31, 2023)

For the calculation of risk ratios monthly absolute returns calculated at monthly frequency are used

BRANCH OFFICES : Visit: www.canararobeco.com

AHMEDABAD ● BANGALORE ● BHUBANESWAR ● CHANDIGARH ● CHENNAI ● GOA ● GUWAHATI ● HYDERABAD ● INDORE ● JAIPUR ● KOCHI ● KOLKATA ● KANPUR ● LUCKNOW ● MANGALORE ● MUMBAI ● NEW DELHI ● NAGPUR ● NASIK ● PUNE ● PATNA ● SURAT

Note: The disclosures relating to portfolio Turn over Ratio (for equity segment) is based on the aggregate market value of equity as on 31.05.2023. The disclosures of average maturity period relates to the debt component of the portfolio as on 31.05.2023.

Unclaimed Dividends : Those Investors who have not received/encashed the Dividends distributed by the Schemes, may write to respective registrar, duly furnishing the Name of the Scheme, Folio No. and Details of the Dividends not received.

Mutual Fund investments are subject to market risks, read all scheme related documents carefully.

EQUITY AND DEBT - LET THEIR POWERS COMBINE.

Presenting, Canara Robeco Equity Hybrid Fund an open-ended hybrid scheme investing primarily in equity and equity-related instruments.



CANARA ROBECO EQUITY HYBRID FUND

(Aggressive Hybrid Fund - An open-ended hybrid scheme investing predominantly in equity and equity related instruments)

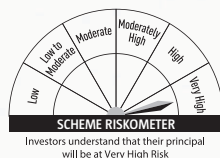
With Canara Robeco Equity Hybrid Fund expand your portfolio with investments in Equity (65% - 80%) and Debt instruments (20%-35%) with flexibility to adapt to market trends. Generate good returns from equity along with reasonable stability from debt instruments.

Visit www.canararobeco.com to know more.

This product is suitable for investors who are seeking*

- Income/capital appreciation over long term
- Investment predominantly in equity and equity related instruments and a small portion in debt and money market instruments

*Investors should consult their financial advisors if in doubt about whether the product is suitable for them.



CANARA ROBECO
Mutual Fund

Mutual Fund investments are subject to market risks, read all scheme related documents carefully.