



FACTSHEET

December 30, 2022

Index

MARKETS & BEYOND

ECONOMIC INDICATORS	03
EQUITY MARKET REVIEW	04
DEBT MARKET REVIEW	05
SNAPSHOT OF EQUITY SCHEMES / DEBT SCHEMES / HYBRID & OTHER SCHEMES	06

ABOUT FEW SCHEMES OF CANARA ROBECO MUTUAL FUND

CANARA ROBECO FLEXICAP FUND (CRFCF)	07
CANARA ROBECO BLUE CHIP EQUITY FUND (CRBCEF)	08
CANARA ROBECO EMERGING EQUITIES (CREE)	09
CANARA ROBECO SMALL CAP FUND (CRSCF)	10
CANARA ROBECO INFRASTRUCTURE (CRI)	11
CANARA ROBECO CONSUMER TRENDS FUND (CRCTF)	12
CANARA ROBECO EQUITY TAX SAVER FUND (CRETFS)	13
CANARA ROBECO FOCUSED EQUITY FUND (CRFEF)	14
CANARA ROBECO VALUE FUND (CRVF)	15
CANARA ROBECO MID CAP FUND (CRMCF)	16
CANARA ROBECO OVERNIGHT FUND (CROF)	17
CANARA ROBECO LIQUID FUND (CRL)	18
CANARA ROBECO ULTRA SHORT TERM FUND (CRUSTF)	19
CANARA ROBECO SAVINGS FUND (CRSF)	20
CANARA ROBECO SHORT DURATION FUND (CRSDF)	21
CANARA ROBECO INCOME FUND (CRINC)	22
CANARA ROBECO DYNAMIC BOND FUND (CRDBF)	23
CANARA ROBECO CORPORATE BOND FUND (CRCBF)	24
CANARA ROBECO GILT FUND (CRGILT)	25
CANARA ROBECO BANKING AND PSU DEBT FUND (CRBPDF)	26
CANARA ROBECO CONSERVATIVE HYBRID FUND (CRCHF)	27
CANARA ROBECO EQUITY HYBRID FUND (CREHF)	28

PERFORMANCE

PERFORMANCE AT A GLANCE	29
-------------------------------	----

SCHEME PERFORMANCE - FUND MANAGER WISE

SCHEME PERFORMANCE - FUND MANAGER WISE	34
--	----

SIP RETURNS

SIP RETURNS	37
-------------------	----

INCOME DISTRIBUTION CUM CAPITAL WITHDRAWAL (IDCW) - PAYOUT/REINVESTMENT

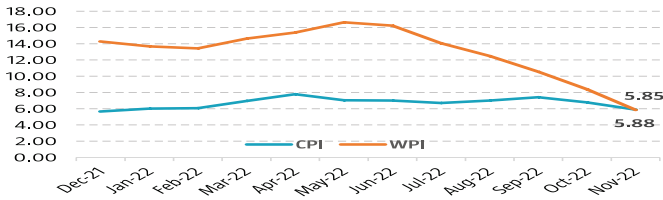
Income Distribution cum Capital Withdrawal (IDCW) - Payout/Reinvestment	41
---	----

HOW TO READ A FACTSHEET / DEFINITION / DISCLAIMERS

HOW TO READ A FACTSHEET / DEFINITIONS / DISCLAIMERS	43
---	----

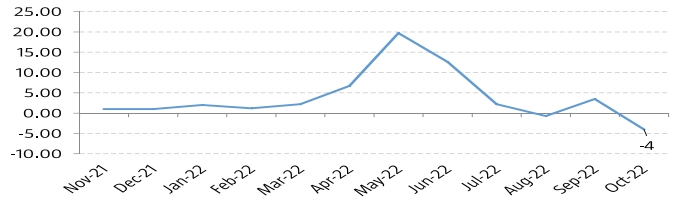
Inflation in India (%)

Consumer Price Index dropped to 11-month low, 5.88% in Nov'22 from 6.77% in Oct'22 due to decline in prices of vegetables, fruits, and onions. The current level of inflation has dropped to its lowest and below the 6% mark for the first time in this calendar year. Wholesale Price Index (WPI) decreased to 5.85% in Nov'22 from 8.39% in Oct'22, lowest since Mar'21, primarily contributed by fall in the price of basic metals, chemical and chemical products, and paper and paper products. The current level of inflation has dropped below RBI upper limit of 6% for the 1st time since Feb'21.



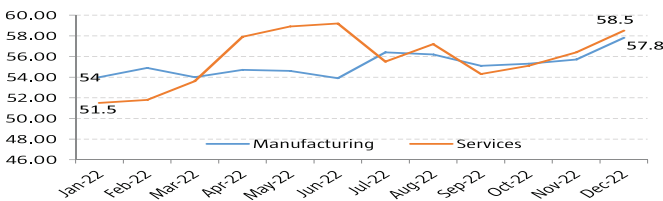
Index of Industrial Production (%)

Index of Industrial Production (IIP) dropped to -4% in Oct'22 from 3.1% in Sep'22 primarily owing to a contraction in manufacturing outputs and subdued growth in mining and power generation. The electricity and mining sectors rose by 1.2% and 2.5% respectively, whereas the manufacturing sector decreased by 5.6% respectively in Oct'22.



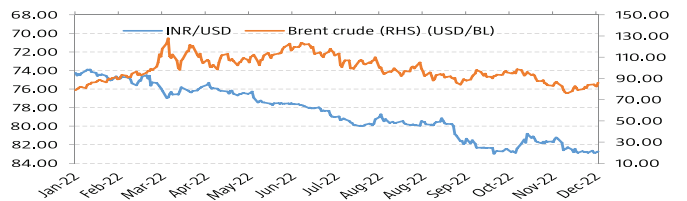
Indian Business Indicators - Purchasing Managers' Index (PMI)

S&P Global India Manufacturing Purchasing Managers' Index (PMI) jumped to 26 months high, 57.8 in Dec'22 from 55.7 in Nov'22 as companies purchased additional materials and hired extra workers to supplement production due to healthy demand and easing of input cost pressure. PMI Services rose to 6 months high, 58.5 in Dec'22 from 56.4 in Nov'22 due to favorable market conditions and strong growth in job creation. The reading remains in the expansion zone as a print above 50 means expansion while a score below 50 denotes contraction.



USD INR & Brent Crude Movement

Brent crude oil stood at ~US\$ 85.91 despite the demand supply disruption across the world on concerns over slowdown in global growth, rising inflation and possible output cuts which hit the demand outlook of the commodity. The Rupee closed the month on 82.735 against Greenback as on Dec'22.



Equity Markets - India & US

Bellwether indices, Nifty 50 and S&P BSE Sensex decreased by 3.48% and 3.58% respectively amid concerns over recession and slowdown in global growth. Market sentiments were dampened after major central banks across the globe advocated for continued rise in interest rates to put a check on inflation which continues to remain at elevated levels. China continued to grapple with soaring COVID-19 infections. Goods and Services Tax (GST) collection stood at 1.49 lakh crore in Dec'22, which is 15% more than the corresponding period of last year. Foreign Institutional Investors (FIIs) were net buyers in Indian equities to the tune of 11118.91 crore this month. Dow Jones decreased drastically by 4.17% from previous month.



Interest Rate Movement (%) - India & US

Yield on the 10-Year benchmark paper increased slightly, closing at 7.328% on 30th Dec'22 vs 7.28% on 30th Nov'22 following Reserve Bank of India's (RBI) commentary on inflation. Policymakers remained worried over inflation which led to fears of more rate hikes by the Monetary Policy Committee moving ahead. 10-year U.S. Treasury bond closed lower at 3.87% on Dec'22 vs 3.61% on Nov'22.



Note : The data/statistics are given to explain general market trends, it should not be construed as any research report/research recommendation. The sector(s) mentioned are for the purpose of understanding only and the Fund may or may not have any future position in these sector(s).

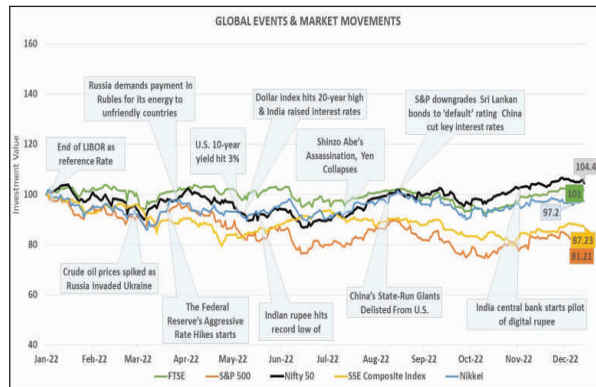
Equity Market Review



Mr. Shridatta Bhandwadar
Head - Equities

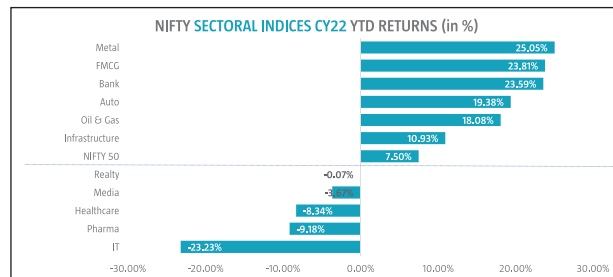
Global Economy Update:

2022 may be remembered as a watershed moment in global history, signalling the end of one era and the beginning of another. The year saw major geopolitical and economic events that shaped various countries' international relations and economies. The year saw major historical events ranging from the funeral of Queen Elizabeth II to the assassination of former prime minister of Japan, Shinzo Abe, to Liz Truss who resigned as UK prime minister after 45 days in office. Global economies were shellshocked with Russia declaring war against Ukraine which resulted in a major energy crisis as besides the middle eastern countries, Russia has a major share in crude oil export. The demand supply mismatch resulted towards global inflation shooting upwards across economies and disturbed the financial equilibrium.



Source: Bloomberg, Internal Product Research; Data as on Dec 15, 2022

Factors that were going to break the backs of the Indian stock market indices included the conflict between Russia and Ukraine, which caused fluctuations in crude oil prices, the rupee's weakness, problems with the global supply chain brought on by the pandemic, and the staggering inflation that was well above the consumer price index (CPI) inflation of 4% within a range of +/- 2% set by the Reserve Bank of India. Instead, it has been the opposite. As of December 15th, the Nifty 50 had generated 4% absolute returns, compared to the US Nasdaq, which had dropped by 30% due to global headwinds. India's significant GDP growth of 6.3% year on year in Q3 2022, compared to the US's stagnant 1.9%, which was driven by a steady expansion in private consumption and strong growth in investments, partially offsetting lower government spending and a higher trade deficit could be attributed for the outperformance of the domestic market in comparison to the developed economies.



Source: MFI Explorer; Data as on Dec 15, 2022. Past performance may or may not sustain in future. The sectors mentioned above should not be construed as a recommendation. The funds may or may not have future position in the above-mentioned sectors.

Overall, on a broader scale, Nifty 50 TRI has given a return of 7.5% backed by reduction in covid cases and thereby opening up of economy in trust sense after 2 long years leading to strong pent-up demand. This helped corporate revenue growth leading to increase in credit growth and good GST collection numbers. On a sectoral level, Nifty Metal is the best performer because of constraints on supply side due to Russia-Ukraine war, whereas the Nifty IT Index is the worst performer so far in CY'22 as rising interest rates increased concerns of global economic slowdown and could result in curtailment in IT spending by corporates.

Outlook:

The rate of macro growth is strong and economic activities are closer to the pre-pandemic level. Government spending has resumed, employment is on the rise, and supply bottlenecks are lessening, which should somewhat offset the negative effects of the lagging effect of rate hikes.

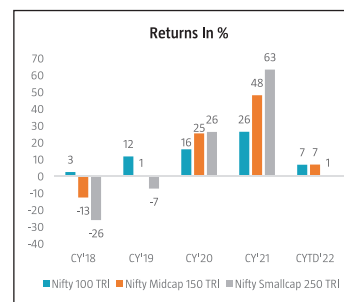
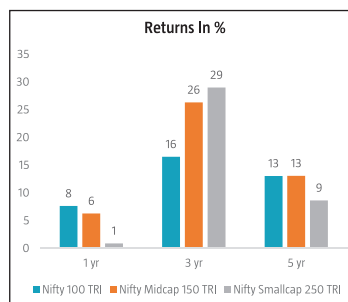
The Indian economy should be supported in the medium term by stable political scenario, favourable policy environments, the effects of PLI programmes, possibilities brought about by changes in the global supply chain, government emphasis on infrastructure spending, etc. We anticipate easing of the lag effect caused by the rise in global commodity prices, both for food and non-food items.

The ongoing rebound in FPI inflows may be short-lived, as falling global growth can alter their risk appetite. Though DI flows are as meaningful as FPI flows, with retail flows increasingly being directed in markets through Insurance, EPFO and MFs. Current monthly SIP Book of MFs in India is ~13,000 Cr should provide good support to the markets in case we witness continued FII withdrawals.

GDP Growth is expected to normalize over the coming quarters. Additionally, lower crude oil prices should begin contributing positively to terms of trade. However, downside risks are increasing from global factors and the lagged impact of monetary tightening.

For the first time since Russia invaded Ukraine in late February, oil prices have dropped below \$80 per barrel. However, given that there appears to be a great deal of uncertainty regarding Russian oil supply coupled with EU's ban on Russian crude oil and OPEC+ supply restrictions, and US supply growth will not be able to fill the gap, we think Brent crude will once more reach \$100 per barrel.

As the cost of funds rises and supply chain bull-whips continue to unwind, exports are likely to be pressured, reducing the momentum from normalising employment and the restart of general government spending.



Source: MFI Explorer; Data as on Dec 15, 2022. Past performance may or may not sustain in future.

Debt Market Review



Mr. Avnish Jain
Head - Fixed Income

Outlook:

Global:

Global economy is likely to be marked by slow growth, moderating but elevated inflation, peaking policy rates, and continuing geo-political risks.

Inflation seems to have peaked in major countries, though reasons to cheer may still be far away.

The sharp rise in rates by the US FED and other central banks points to the seriousness of this inflation problem.

AE inflation is in the high single digits and in some cases is in double digits. The mandate in these countries is to have inflation around the 2% mark. While the sharp rate hikes are coming to an end, with the US FED slowing down to 50bps in Dec 22 FOMC (Federal Open Market Committee) meet, most of the central banks are of the view that rates may have to stay higher for longer for the inflation genie to be put back into the bottle. This view seems to conflict with general market consensus that FED may start easing in end 2023 (and other central banks following suit) whilst the FED projections point to easing starting 2024. AE Central banks may be reluctant supporters of growth in backdrop of unprecedented high inflation and may err on the side of caution, waiting for inflation to trend down meaningfully.

India:

In India, macro situation is better. Growth while remaining resilient is likely to slow down to below 6% in FY2024.

CPI inflation has fallen to below 6%. RBI MPC has already delivered 225 bps rate hike taking repo rate to 6.25%. Inflation has receded from highs of 7.8% in April 22 to 5.90% in Nov 22. While this is a positive development, core inflation remains sticky above 6%, a concern flagged by RBI MPC as well. Expectations of 25 bps hike to take repo to 6.5% are priced in by the market. India macro conditions are likely to be punctuated by global demand slowdown in the shadow of volatile geo-politics with risks of persisting negative surprises.

The rupee (INR) has depreciated 10.39% against the US\$ (3/Jan/22 to 16/12/22). This is broadly in line with other major currencies as a sharp rise in US rates has led to unprecedented appreciation of the USD against major currencies.

A persistent rise in trade deficit on the back of slowdown in exports, has impacted INR value, though positive FII equity flows in Oct/Nov 22, helped the INR to recover. Going to end of fiscal 2023, INR could trade in range of 81-84/US\$.

Source: RBI, MOSPI, CMIE, FIMMDA, NSDL, Bloomberg.

Snapshot of Equity Schemes / Debt Schemes / Hybrid & Other Schemes

(as on December 31, 2022)

EQUITY SCHEMES	Canara Robeco Flexicap Fund	Canara Robeco Blue Chip Equity Fund	Canara Robeco Emerging Equities	Canara Robeco Infrastructure	Canara Robeco Consumer Trends Fund	Canara Robeco Small Cap Fund	Canara Robeco Focused Equity Fund	Canara Robeco Value Fund	Canara Robeco MID Cap Fund	Canara Robeco Equity Tax Saver Fund
Category	Flexi Cap Fund	Large Cap Fund	Large & Mid Cap Fund	Thematic - Infrastructure	Thematic- Consumption & Finance Theme	Small Cap Fund	Focused Fund	Value Fund	MID Cap Fund	ELSS
AUM (Cr)	8,729.58	8,666.25	15,499.66	247.10	953.46	4,567.76	1,733.13	768.75	892.08	4,562.79
Standard Deviation	18.97	18.32	21.18	23.63	19.96	26.21	-	-	-	20.00
Beta	0.82	0.82	0.86	0.67	0.84	0.78	-	-	-	0.84
Sharpe	0.57	0.52	0.62	0.73	0.62	1.12	-	-	-	0.67
R-Squared	0.95	0.97	0.95	0.78	0.87	0.95	-	-	-	0.90
Portfolio Turnover Ratio	0.29	0.38	0.23	0.28	0.42	0.06	0.51	0.48	0	0.34
Benchmark	S&P BSE 500 TRI	S&P BSE 100 TRI	NIFTY Large Midcap 250 TRI	S&P BSE India Infrastructure TRI	S&P BSE 100 TRI	Nifty Smallcap 250 Index TRI	S&P BSE 500 TRI	S&P BSE 500 Index TRI	S&P BSE 150 Mid Cap Index TRI	S&P BSE 500 Index TRI
Fund Manager	Mr. Shridatta Bhandwalidar	Mr. Shridatta Bhandwalidar Mr. Vishal Mishra	Mr. Shridatta Bhandwalidar	Mr. Vishal Mishra Mr. Shridatta Bhandwalidar	Ms. Ennette Fernandes Mr. Shridatta Bhandwalidar	Mr. Ajay Khandelwal Mr. Shridatta Bhandwalidar	Mr. Shridatta Bhandwalidar Mr. Amit Kadam	Mr. Vishal Mishra Ms. Silky Jain	Mr. Ajay Khandelwal Mr. Shridatta Bhandwalidar	Mr. Vishal Mishra Mr. Shridatta Bhandwalidar
Exit Load	1% - if redeemed/switched out within 1 year from the date of allotment. Nil – if redeemed / switched out after 1 year from the date of allotment.						1% - if redeemed/switched out within 365 days from the date of allotment. Nil – if redeemed / switched out after 365 days from the date of allotment.			Nil

DEBT SCHEMES	Canara Robeco Overnight Fund	Canara Robeco Liquid Fund	Canara Robeco Ultra Short Term Fund	Canara Robeco Savings Fund	Canara Robeco Short Duration Fund	Canara Robeco Income Fund	Canara Robeco Dynamic Bond Fund	Canara Robeco Corporate Bond Fund	Canara Robeco Gilt Fund	Canara Robeco Banking and PSU Debt Fund
Category	Overnight Fund	Liquid Fund	Ultra Short Duration Fund	Low Duration Fund	Short Duration Fund	Medium to Long Duration Fund	Dynamic Fund	Corporate Bond Fund	Gilt Fund	Banking and PSU Fund
AUM (Cr)	162.50	2,551.17	611.72	1,049.60	549.37	125.94	116.47	195.56	80.42	394.84
Residual Maturity(Yrs)	0.01	0.10	0.36	1.34	1.69	7.39	6.81	2.03	7.87	2.90
Annualised Portfolio YTM(%)	6.50	6.60	7.00	7.37	7.38	7.30	7.14	7.31	7.28	7.45
Modified Duration(Yrs)	0.01	0.09	0.34	0.73	1.49	4.79	4.65	1.69	4.87	2.01
Macaulay Duration(Yrs)	0.01	0.10	0.36	0.77	1.58	4.96	4.82	1.79	5.05	2.14
Benchmark	CRISIL Overnight Fund AI Index	CRISIL Liquid Fund AI Index	CRISIL Ultra Short Duration Fund BI Index	CRISIL Low Duration Fund BI Index	CRISIL Short Duration Fund BII Index	CRISIL Medium to Long Duration Fund BIII Index	CRISIL Dynamic Bond Fund BIII Index	CRISIL Corporate Bond Fund BIII Index	CRISIL Dynamic Gilt Index	CRISIL Banking and PSU Debt Index
Fund Manager	Ms.Suman Prasad	Mr. Kunal Jain Mr. Avnish Jain	Ms.Suman Prasad Mr. Avnish Jain	Mr. Kunal Jain Mr. Avnish Jain	Ms.Suman Prasad Mr. Avnish Jain	Mr. Avnish Jain Mr. Kunal Jain	Mr. Kunal Jain Mr. Avnish Jain	Mr. Avnish Jain Ms.Suman Prasad	Mr. Kunal Jain Mr. Avnish Jain	Mr. Avnish Jain
Exit Load	Nil	If redeemed on Day 1; Exit Load is 0.0070%; If redeemed on Day 2; Exit Load is 0.0065%; If redeemed on Day 3; Exit Load is 0.0060%; If redeemed on Day 4; Exit Load is 0.0055%; If redeemed on Day 5; Exit Load is 0.0050%; If redeemed on Day 6; Exit Load is 0.0045%; If redeemed on or after Day 7; Exit Load is Nil.	Nil	Nil	Nil	1% - if redeemed/switched out within 12 months from the date of allotment	-If redeemed / switched out within six months from the date of allotment: 0.50% -If redeemed / switched out after six months from the date of allotment: Nil	If redeemed/switched - out within 90 Days from the date of allotment: 0.50% If redeemed/switched - out after 90 Days from the date of allotment: Nil	Nil	Nil

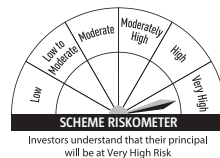
HYBRID & OTHER SCHEMES		Canara Robeco Conservative Hybrid Fund	Canara Robeco Equity Hybrid Fund
Category		Conservative Hybrid Fund	Aggressive Hybrid Fund
AUM (Cr)		1,101.16	8,405.74
Standard Deviation		5.04	14.15
Beta		0.98	0.94
Sharpe		0.38	0.54
R-Squared		0.77	0.95
Portfolio Turnover Ratio		2.17	0.8
Debt Quants	Residual Maturity(Yrs)	3.75	2.83
	Annualised Portfolio YTM(%)	7.34	7.06
	Modified Duration(Yrs)	2.71	2.11
	Macaulay Duration(Yrs)	2.82	2.19
Benchmark		CRISIL Hybrid 85+15-Conservative Index	CRISIL Hybrid 35+65 - Aggressive Index
Fund Manager		Mr. Avnish Jain (Fixed Income) Mr. Shridatta Bhandwalidar (Equities)	Ms. Ennette Fernandes, Mr. Shridatta Bhandwalidar (Equities) Mr. Avnish Jain (Fixed Income)
Exit Load		For any redemption / switch out upto 10% of units within 1 Year from the date of allotment - Nil For any redemption / switch out more than 10% of units within 1 Year from the date of allotment - 1% For any redemption/switch out after 1 Year from the date of allotment - Nil	

CANARA ROBECO FLEXICAP FUND (CRFCF)

(as on December 30, 2022)

This product is suitable for investors who are seeking*:

- Capital appreciation over long term
- Investment in equity and equity related instruments across large cap, mid cap, small cap stocks

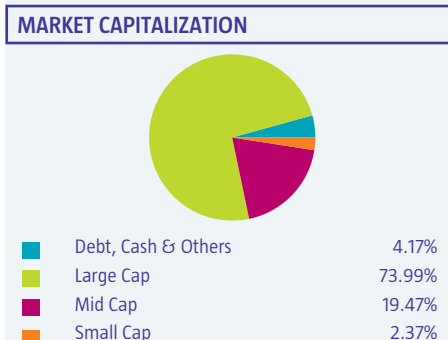


*Investors should consult their financial advisers if in doubt about whether the product is suitable for them.

FUND INFORMATION	
CATEGORY/TYPE:	Flexi Cap Fund - An open-ended dynamic equity scheme investing across large cap, mid cap, small cap stocks
SCHEME OBJECTIVE:	To generate capital appreciation by investing in equity and equity related securities. However, there can be no assurance that the investment objective of the scheme will be realized.
Monthend AUM*	: ₹ 8,729.58 Crores
Monthly AVG AUM	: ₹ 8,803.01 Crores
NAV: (as on December 30, 2022)	
Direct Plan - Growth Option	₹ 245.4500
Regular Plan - Growth Option	₹ 225.4400
Regular Plan - IDCW (payout/reinvestment)	₹ 45.9800
Direct Plan - IDCW (payout/reinvestment)	₹ 67.8500
DATE OF ALLOTMENT:	September 16, 2003
ASSET ALLOCATION:	
Equity & Equity Related Instruments - 65% to 100% (Risk-High)	
Debt and money-market instruments - 0% to 35% (Risk-Low to medium)	
Reits/Invts- 0% to 10% (Risk-Medium to High)	
MINIMUM INVESTMENT:	
₹ 5000 and in multiples of ₹1 thereafter	
Subsequent purchases: Minimum amount of ₹1000 and multiples of ₹1 thereafter	
SIP: For Any date/monthly frequency – ₹ 1000 and in multiples of ₹1 thereafter	
For quarterly frequency – ₹ 2000 and in multiples of ₹ 1 thereafter	
STP: For Daily/Weekly/Monthly frequency – ₹ 1000 and in multiples of ₹1 thereafter	
For quarterly frequency – ₹ 2000 and in multiples of ₹ 1 thereafter	
SWP: For monthly frequency – ₹ 1000 and in multiples of ₹1 thereafter	
For quarterly frequency – ₹ 2000 and in multiples of ₹ 1 thereafter	
PLANS / OPTIONS :	Regular Plan - Reinvestment of Income Distribution cum Capital Withdrawal Option
Regular Plan - Payout of Income Distribution cum Capital Withdrawal Option	
Regular Plan – Growth Option	
Direct Plan - Reinvestment of Income Distribution cum Capital Withdrawal Option	
Direct Plan - Payout of Income Distribution cum Capital Withdrawal Option	
Direct Plan – Growth Option	
ENTRY LOAD:	Nil
EXIT LOAD:	
1% - if redeemed/switched out within 1 year from the date of allotment.	
Nil – if redeemed / switched out after 1 year from the date of allotment.	
EXPENSE RATIO^:	
Regular Plan	: 1.80%
Direct Plan	: 0.52%
BENCHMARK:	S&P BSE 500 TRI
FUND MANAGER:	Mr. Shridatta Bhandwadar
TOTAL EXPERIENCE:	15 Years
MANAGING THIS FUND:	Since 5-July-16

PRODUCT POSITIONING	
Canara Robeco Flexicap Fund is an open ended flexi cap fund and follows a predominantly bottom-up investment approach with a focus on fundamentally sound companies which may deliver capital appreciation over the long-term. The fund also takes Top-down approach to identify sectoral themes based on the available opportunities. The fund is a market agnostic fund and take exposure across large, mid and small cap companies having high conviction ideas. The fund provides a blend of 'Growth' and 'Value' style of investing.	
QUANTITATIVE INFORMATION ^{5#}	
Standard Deviation	18.97
Portfolio Beta	0.82
Portfolio Turnover Ratio	0.29 times
R-Squared	0.95
Sharpe Ratio	0.57
PORTFOLIO (as on December 30, 2022)	
Name of the Instruments	% to NAV
Equities	95.83
Listed	95.83
Banks	28.72
HDFC Bank Ltd	9.20
ICICI Bank Ltd	8.01
State Bank of India	4.38
Axis Bank Ltd	4.18
Kotak Mahindra Bank Ltd	1.78
IndusInd Bank Ltd	1.17
IT - Software	9.17
Infosys Ltd	6.06
Tata Consultancy Services Ltd	1.80
Mphasis Ltd	0.96
HCL Technologies Ltd	0.35
Finance	5.24
Bajaj Finance Ltd	2.99
Cholamandalam Investment and Finance Co Ltd	1.28
SBI Cards and Payment Services Ltd	0.97
Petroleum Products	4.60
Reliance Industries Ltd	4.60
Pharmaceuticals & Biotechnology	4.38
Sun Pharmaceutical Industries Ltd	2.21
Abbott India Ltd	1.15
IPCA Laboratories Ltd	0.58
Gland Pharma Ltd	0.44
Chemicals & Petrochemicals	3.48
Atul Ltd	1.37
Navin Fluorine International Ltd	1.11
Vinati Organics Ltd	1.00
Construction	3.25
Larsen & Toubro Ltd	3.25
Cement & Cement Products	3.24
Ultratech Cement Ltd	2.04
J.K. Cement Ltd	1.20
Automobiles	3.21
Maruti Suzuki India Ltd	2.01
Tata Motors Ltd	0.63
Mahindra & Mahindra Ltd	0.57
Diversified Fmcc	3.16
Hindustan Unilever Ltd	3.16
Consumer Durables	2.42
Titan Co Ltd	1.42
Bata India Ltd	0.74
Asian Paints Ltd	0.26
Telecom - Services	2.32
Bharti Airtel Ltd	2.32

Auto Components	2.31
Uno Minda Ltd	1.53
Sona Blw Precision Forgings Ltd	0.78
Electrical Equipment	2.17
CG Power and Industrial Solutions Ltd	1.18
ABB India Ltd	0.99
Healthcare Services	2.01
Max Healthcare Institute Ltd	1.57
Global Health Ltd	0.44
Industrial Products	1.77
KEI Industries Ltd	0.99
Polycab India Ltd	0.78
Retailing	1.76
Avenue Supermarts Ltd	1.38
Vedant Fashions Ltd	0.38
Leisure Services	1.57
Indian Hotels Co Ltd	1.57
Aerospace & Defense	1.55
Bharat Electronics Ltd	1.55
Power	1.23
NTPC Ltd	1.23
Fertilizers & Agrochemicals	1.16
PI Industries Ltd	1.16
Realty	1.07
Oberoi Realty Ltd	1.07
Food Products	1.06
Britannia Industries Ltd	1.06
Agricultural Food & Other Products	1.03
Tata Consumer Products Ltd	1.03
Non - Ferrous Metals	0.95
Hindalco Industries Ltd	0.95
Transport Services	0.94
TCL Express Ltd	0.94
Gas	0.88
Gujarat Gas Ltd	0.88
Insurance	0.59
Max Financial Services Ltd	0.59
Industrial Manufacturing	0.59
Honeywell Automation India Ltd	0.59
Money Market Instruments	4.24
Tri - party repo	4.24
Net Current Assets	-0.07
Grand Total (Net Asset)	100.00



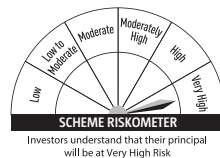
⁵Source ICRA MFI Explorer ● # Monthend AUM / Quantitative Information as on 31.12.2022 ● ^The expense ratios mentioned for the schemes includes GST on investment management fees. ● Please refer page no. 43 for disclaimers.

CANARA ROBECO BLUE CHIP EQUITY FUND (CRBCEF)

(as on December 30, 2022)

This product is suitable for investors who are seeking*:

- Capital appreciation over long term
- Investing predominantly in equities and equity related instruments of large cap companies



*Investors should consult their financial advisers if in doubt about whether the product is suitable for them.

FUND INFORMATION

CATEGORY/TYPE : Large Cap Fund - An open ended equity scheme predominantly investing in large cap stocks

SCHEME OBJECTIVE :

The Investment Objective of the fund is to provide capital appreciation by predominantly investing in companies having a large market capitalization. However, there can be no assurance that the investment objective of the scheme will be realized.

Monthend AUM* : ₹ 8,666.25 Crores

Monthly AVG AUM : ₹ 8,725.69 Crores

NAV: (as on December 30, 2022)

Direct Plan - Growth Option ₹ 47.0000

Regular Plan - Growth Option ₹ 41.9500

Regular Plan - IDCW (payout/reinvestment) ₹ 21.4300

Direct Plan - IDCW (payout/reinvestment) ₹ 37.8800

DATE OF ALLOTMENT : August 20, 2010

ASSET ALLOCATION :

Large Cap equity and equity related instruments* - 80% to 100% (Risk-High)

Other Equity and equity related instruments - 0% to 20% (Risk-Low)

Debt and Money Market Instruments - 0% to 20% (Risk-Low to Medium)

Reits/Invts - 0% to 10% (Risk-Medium to High)

*As defined by SEBI Circular No. SEBI/HO/IMD/DF3/CIR/P/2017/114 dated October 06, 2017 and SEBI/HO/IMD/DF3/CIR/P/2017/126 dated December 04, 2017 and as amended from time to time (currently it defines Large Cap Companies as those which are ranked from 1 to 100 based on their full market capitalization).

MINIMUM INVESTMENT:

₹ 5000 and in multiples of ₹1 thereafter

Subsequent purchases: Minimum amount of ₹ 1000 and multiples of ₹1 thereafter

SIP: For Any date/monthly frequency – ₹ 1000 and in multiples of ₹1 thereafter

For quarterly frequency – ₹ 2000 and in multiples of ₹ 1 thereafter

STP: For Daily/Weekly/Monthly frequency – ₹ 1000 and in multiples of ₹ 1 thereafter

For quarterly frequency – ₹ 2000 and in multiples of ₹ 1 thereafter

SWP: For monthly frequency – ₹ 1000 and in multiples of ₹ 1 thereafter

For quarterly frequency – ₹ 2000 and in multiples of ₹ 1 thereafter

PLANS / OPTIONS :

Regular Plan - Reinvestment of Income Distribution cum Capital Withdrawal Option

Regular Plan - Payout of Income Distribution cum Capital Withdrawal Option

Regular Plan - Growth Option

Direct Plan - Reinvestment of Income Distribution cum Capital Withdrawal Option

Direct Plan - Payout of Income Distribution cum Capital Withdrawal Option

Direct Plan - Growth Option

ENTRY LOAD: Nil

EXIT LOAD:

1% - if redeemed/switched out within 1 year from the date of allotment.

Nil - if redeemed / switched out after 1 year from the date of allotment

EXPENSE RATIO^:

Regular Plan : 1.87%
Direct Plan : 0.42%

BENCHMARK : S&P BSE100 TRI

FUND MANAGER : 1) Mr. Shridatta Bhandwadar
2) Mr. Vishal Mishra

TOTAL EXPERIENCE : 1) 15 Years
2) 18 Years

MANAGING THIS FUND : 1) Since 5-July-16
2) Since 01-June-21

PRODUCT POSITIONING

Canara Robeco Bluechip Equity Fund is an open ended large cap fund which will invest in Top 100 companies based on their full Market Capitalisation. The fund provides a blend of 'Growth' and 'Value' style of investing. The fund aims to benefit from the growing Indian economy by investing in large cap stocks as they have a potential to grow in tandem with Indian economy.

QUANTITATIVE INFORMATION^{§#}

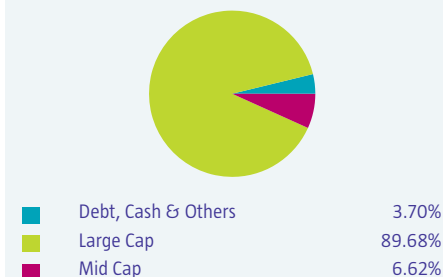
Standard Deviation	18.32
Portfolio Beta	0.82
Portfolio Turnover Ratio	0.38 times
R-Squared	0.97
Sharpe Ratio	0.52

PORTFOLIO (as on December 30, 2022)

Name of the Instruments	% to NAV
Equities	96.30
Listed	96.30
Banks	31.07
HDFC Bank Ltd	9.91
ICICI Bank Ltd	8.74
State Bank of India	4.64
Axis Bank Ltd	4.51
Kotak Mahindra Bank Ltd	2.14
IndusInd Bank Ltd	1.13
IT - Software	10.92
Infosys Ltd	7.02
Tata Consultancy Services Ltd	2.65
Mphasis Ltd	0.76
HCL Technologies Ltd	0.49
Petroleum Products	5.92
Reliance Industries Ltd	5.92
Diversified Fmcc	5.86
ITC Ltd	2.98
Hindustan Unilever Ltd	2.88
Automobiles	5.23
Maruti Suzuki India Ltd	2.26
Mahindra & Mahindra Ltd	1.63
Bajaj Auto Ltd	0.71
Tata Motors Ltd	0.63
Finance	5.03
Bajaj Finance Ltd	3.00
Cholamandalam Investment and Finance Co Ltd	1.29
Housing Development Finance Corporation Ltd	0.74
Pharmaceuticals & Biotechnology	4.35
Sun Pharmaceutical Industries Ltd	2.19
Abbott India Ltd	1.21
Cipla Ltd	0.55
Gland Pharma Ltd	0.40
Construction	3.51
Larsen & Toubro Ltd	3.51

Cement & Cement Products	2.74
Ultratech Cement Ltd	2.70
Ambuja Cements Ltd	0.04
Telecom - Services	2.68
Bharti Airtel Ltd	2.68
Electrical Equipment	1.74
ABB India Ltd	0.92
Siemens Ltd	0.82
Consumer Durables	1.67
Titan Co Ltd	1.46
Asian Paints Ltd	0.21
Power	1.57
NTPC Ltd	1.57
Beverages	1.55
United Spirits Ltd	1.55
Insurance	1.49
SBI Life Insurance Co Ltd	1.04
Max Financial Services Ltd	0.45
Retailing	1.46
Avenue Supermarkets Ltd	1.46
Healthcare Services	1.36
Max Healthcare Institute Ltd	1.36
Textiles & Apparels	1.17
Page Industries Ltd	1.17
Aerospace & Defense	1.03
Bharat Electronics Ltd	1.03
Ferrous Metals	1.01
Tata Steel Ltd	1.01
Fertilizers & Agrochemicals	0.97
PI Industries Ltd	0.97
Leisure Services	0.96
Indian Hotels Co Ltd	0.96
Non - Ferrous Metals	0.88
Hindalco Industries Ltd	0.88
Gas	0.78
Gujarat Gas Ltd	0.78
Auto Components	0.70
Sona Blw Precision Forgings Ltd	0.70
Agricultural Food & Other Products	0.65
Tata Consumer Products Ltd	0.65
Money Market Instruments	3.85
Tri - party repo	3.85
Net Current Assets	-0.15
Grand Total (Net Asset)	100.00

MARKET CAPITALIZATION

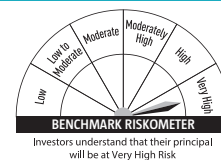
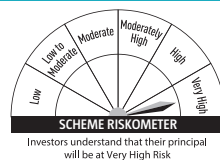


CANARA ROBECO EMERGING EQUITIES (CREE)

(as on December 30, 2022)

This product is suitable for investors who are seeking*:

- Capital appreciation over long term
- Investing predominantly in equities and equity related instruments of both large cap and mid cap companies



*Investors should consult their financial advisers if in doubt about whether the product is suitable for them.

FUND INFORMATION

CATEGORY/TYPE: Large & Mid Cap Fund - An open ended equity scheme investing in both large cap and mid cap stocks

SCHEME OBJECTIVE: To generate capital appreciation by investing in a diversified portfolio of large and mid-cap stocks. However, there can be no assurance that the investment objective of the scheme will be realized.

Monthend AUM[#] : ₹ 15,499.66 Crores

Monthly AVG AUM : ₹ 15,655.54 Crores

NAV: (as on December 30, 2022)

Direct Plan - Growth Option ₹ 181.0300

Regular Plan - Growth Option ₹ 162.3700

Regular Plan - IDCW (payout/reinvestment) ₹ 61.3200

Direct Plan - IDCW (payout/reinvestment) ₹ 90.8400

DATE OF ALLOTMENT: March 11, 2005

ASSET ALLOCATION:

Large Cap equity and equity related instruments* - 35% to 65% (Risk- High)

Mid Cap equity and equity related instruments* - 35% to 65% (Risk- High)

Other equity and equity related instruments, debt and money market instruments - 0% to 30% (Risk- Low to Medium)

Reits/Invts - 0% to 10%. (Risk- Medium to High)

*As defined by SEBI Circular No. SEBI / HO / IMD / DF3 / CIR / P / 2017 / 114 dated October 06, 2017 and SEBI/HO/IMD/DF3/CIR/P/2017/126 dated December 04, 2017 as amended from time to time. (Currently it defines Large Cap Companies as those which are ranked from 1 to 100 and Mid Cap Companies as those which are ranked from 101 to 250 based on their full market capitalization.)

MINIMUM INVESTMENT:

₹ 5000 and in multiples of ₹1 thereafter

Subsequent purchases: Minimum amount of ₹ 1000 and multiples of ₹1 thereafter

SIP: For Any date/monthly frequency – ₹ 1000 and in multiples of ₹1 thereafter

For quarterly frequency – ₹ 2000 and in multiples of ₹ 1 thereafter

STP: For Daily/Weekly/Monthly frequency – ₹ 1000 and in multiples of ₹1 thereafter

For quarterly frequency – ₹ 2000 and in multiples of ₹ 1 thereafter

SWP: For monthly frequency – ₹ 1000 and in multiples of ₹ 1 thereafter

For quarterly frequency – ₹ 2000 and in multiples of ₹ 1 thereafter

PLANS / OPTIONS : Regular Plan - Reinvestment of Income Distribution cum Capital Withdrawal Option

Regular Plan - Payout of Income Distribution cum Capital Withdrawal Option

Regular Plan - Growth Option

Direct Plan - Reinvestment of Income Distribution cum Capital Withdrawal Option

Direct Plan - Payout of Income Distribution cum Capital Withdrawal Option

Direct Plan - Growth Option

ENTRY LOAD: Nil

EXIT LOAD :

1% - If redeemed/switched out within 1 year from the date of allotment

Nil - if redeemed/switched out after 1 year from the date of allotment

EXPENSE RATIO[^]:

Regular Plan : 1.76%

Direct Plan : 0.60%

BENCHMARK : NIFTY Large Midcap 250 TRI

FUND MANAGER: Mr. Shridatta Bhandwadar

TOTAL EXPERIENCE: 15 Years

MANAGING THIS FUND: Since 01-Oct-19

PRODUCT POSITIONING

Canara Robeco Emerging Equities being an open ended large & mid cap fund, follows a bottom-up approach to predominantly invest in a well diversified portfolio of companies within large & mid cap universe. The fund endeavours to identify the stars of tomorrow within the segment.

QUANTITATIVE INFORMATION^{\$\$}

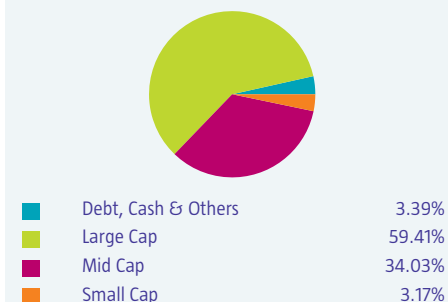
Standard Deviation	21.18
Portfolio Beta	0.86
Portfolio Turnover Ratio	0.23 times
R-Squared	0.95
Sharpe Ratio	0.62

PORTFOLIO (as on December 30, 2022)

Name of the Instruments	% to NAV
Equities	96.61
Listed	96.61
Banks	24.47
HDFC Bank Ltd	7.02
ICICI Bank Ltd	6.72
State Bank of India	4.19
Axis Bank Ltd	3.67
City Union Bank Ltd	1.41
Kotak Mahindra Bank Ltd	1.10
Federal Bank Ltd	0.36
IT - Software	6.88
Infosys Ltd	4.48
Mphasis Ltd	1.25
Tata Consultancy Services Ltd	1.15
Finance	5.08
Bajaj Finance Ltd	2.66
Cholamandalam Investment and Finance Co Ltd	2.42
Pharmaceuticals & Biotechnology	4.50
Sun Pharmaceutical Industries Ltd	1.79
Abbott India Ltd	1.35
IPCA Laboratories Ltd	0.76
Gland Pharma Ltd	0.60
Chemicals & Petrochemicals	4.44
Atul Ltd	1.79
Navin Fluorine International Ltd	1.36
Vinati Organics Ltd	1.29
Auto Components	4.41
Uno Minda Ltd	2.58
Sona Blw Precision Forgings Ltd	0.96
Schaeffler India Ltd	0.58
Balkrishna Industries Ltd	0.29
Industrial Products	3.93
Polycab India Ltd	1.38
Bharat Forge Ltd	1.31
AIA Engineering Ltd	1.24
Retailing	3.53
Avenue Supermarts Ltd	1.49
Trent Ltd	1.07
Aditya Birla Fashion and Retail Ltd	0.97

Petroleum Products	3.41
Reliance Industries Ltd	3.41
Consumer Durables	3.19
Titan Co Ltd	1.20
Kansai Nerolac Paints Ltd	0.70
Volta Ltd	0.68
Whirlpool Of India Ltd	0.61
Automobiles	2.87
Maruti Suzuki India Ltd	1.52
TVS Motor Co Ltd	1.35
Leisure Services	2.83
Indian Hotels Co Ltd	2.36
Jubilant Foodworks Ltd	0.47
Cement & Cement Products	2.73
Ultratech Cement Ltd	2.40
The Ramco Cements Ltd	0.33
Healthcare Services	2.72
Max Healthcare Institute Ltd	2.72
Aerospace & Defense	2.37
Bharat Electronics Ltd	2.37
Diversified Fmcg	2.23
Hindustan Unilever Ltd	2.23
Construction	2.03
Larsen & Toubro Ltd	2.03
Telecom - Services	1.86
Bharti Airtel Ltd	1.86
Fertilizers & Agrochemicals	1.57
PI Industries Ltd	1.57
Transport Services	1.41
TCL Express Ltd	0.86
Blue Dart Express Ltd	0.55
Gas	1.38
Gujarat Gas Ltd	1.38
Insurance	1.37
Max Financial Services Ltd	1.37
Agricultural, Commercial & Construction Vehicles	1.33
Ashok Leyland Ltd	1.33
Realty	1.31
Oberoi Realty Ltd	1.31
Electrical Equipment	1.11
ABB India Ltd	1.11
Agricultural Food & Other Products	1.09
Tata Consumer Products Ltd	1.09
Paper, Forest & Jute Products	0.90
Century Textile & Industries Ltd	0.90
Textiles & Apparels	0.86
Page Industries Ltd	0.86
Industrial Manufacturing	0.80
Honeywell Automation India Ltd	0.80
Money Market Instruments	3.60
Tri - party repo	3.60
Net Current Assets	-0.21
Grand Total (Net Asset)	100.00

MARKET CAPITALIZATION



[#]Source ICRA MFI Explorer ● # Monthend AUM / Quantitative Information as on 31.12.2022 ● [^]The expense ratios mentioned for the schemes includes GST on investment management fees. ● Please refer page no. 43 for disclaimers.

CANARA ROBECO SMALL CAP FUND (CRSCF)

(as on December 30, 2022)

This product is suitable for investors who are seeking*:

- Capital appreciation over long term
- Investing predominantly in equities and equity related instruments of small cap companies



*Investors should consult their financial advisers if in doubt about whether the product is suitable for them.

FUND INFORMATION

CATEGORY/TYPE: Small Cap Fund -An open-ended equity scheme predominantly investing in small cap stocks.

SCHEME OBJECTIVE:

The investment objective of the Scheme is to generate capital appreciation by investing predominantly in Small Cap stocks. However, there can be no assurance that the investment objective of the scheme will be realized.

Monthend AUM[#] : ₹ 4,567.76 Crores

Monthly AVG AUM : ₹ 4,476.21 Crores

NAV: (as on December 30, 2022)

Direct Plan - Growth Option	₹ 26.4000
Regular Plan - Growth Option	₹ 24.6800
Regular Plan - IDCW (payout/reinvestment)	₹ 22.9200
Direct Plan - IDCW (payout/reinvestment)	₹ 24.8000

DATE OF ALLOTMENT: February 15, 2019

ASSET ALLOCATION:

Equity and Equity-related Instruments of Smallcap companies* 65% to 100% (High)

Equity and Equity-related Instruments of companies other than Smallcap companies 0% to 35% (High)

Debt and Money Market Instruments 0% to 35% (Low to Medium)

Units issued by REITs and InvITs 0% to 10% (Medium to High)

*Investment universe of "Small Cap": The investment universe of "Small Cap" shall comprise companies as defined by SEBI from time to time. In terms of SEBI circular SEBI/ HO/ IMD/ DF3/ CIR/ P/ 2017/ 114 dated October 6, 2017, the universe of "Small Cap" shall consist of 251st company onwards in terms of full market capitalization

MINIMUM INVESTMENT:

₹ 5000 and in multiples of ₹1 thereafter

Subsequent purchases: Minimum amount of ₹ 1000 and multiples of ₹1 thereafter

SIP: For Any date/monthly frequency – ₹ 1000 and in multiples of ₹1 thereafter

For quarterly frequency – ₹ 2000 and in multiples of ₹ 1 thereafter

STP: For Daily/Weekly/Monthly frequency – ₹ 1000 and in multiples of ₹1 thereafter

For quarterly frequency – ₹ 2000 and in multiples of ₹ 1 thereafter

SWP: For monthly frequency – ₹ 1000 and in multiples of ₹1 thereafter

For quarterly frequency – ₹ 2000 and in multiples of ₹ 1 thereafter

PLANS / OPTIONS:

Regular Plan - Reinvestment of Income Distribution cum Capital Withdrawal Option

Regular Plan - Payout of Income Distribution cum Capital Withdrawal Option

Regular Plan - Growth Option

Direct Plan - Reinvestment of Income Distribution cum Capital Withdrawal Option

Direct Plan - Payout of Income Distribution cum Capital Withdrawal Option

Direct Plan - Growth Option

ENTRY LOAD: Nil

EXIT LOAD: In respect of each purchase / switch-in of units, 1% - if Units are redeemed / switched-out within 1 year from the date of allotment. Nil – if redeemed / switched out after 1 year from the date of allotment.

EXPENSE RATIO[^]:

Regular Plan : 2.06% Direct Plan : 0.41%

BENCHMARK: Nifty Smallcap 250 Index TRI

FUND MANAGER : 1) Mr. Ajay Khandelwal
2) Mr. Shridatta Bhandwadar

TOTAL EXPERIENCE : 1) 17 Years
2) 15 Years

MANAGING THIS FUND : 1) Since 16-Dec-21
2) Since 01-Oct-19

PRODUCT POSITIONING

Canara Robeco Small Cap Fund is an open-ended equity scheme predominantly investing in small cap stocks. It considers companies ranked 251st and onwards in terms of full Market Capitalization as its Investment universe. The fund provides a blend of 'Growth' and 'Value' style of investing. This Fund seeks to invest in high quality small cap business which are undervalued and have a sustainable business. Further, it aims to invest in companies with consistent earnings and reasonable valuations which could lead to Alpha Generation opportunity. Fund intends to invest at least 65% in small-cap companies which have high growth potential and remaining 35% of the portfolio across Large, Mid and Small cap companies after assessing the market conditions.

QUANTITATIVE INFORMATION^{5#}

Standard Deviation	26.21
Portfolio Beta	0.78
Portfolio Turnover Ratio	0.06 times
R-Squared	0.95
Sharpe Ratio	1.12

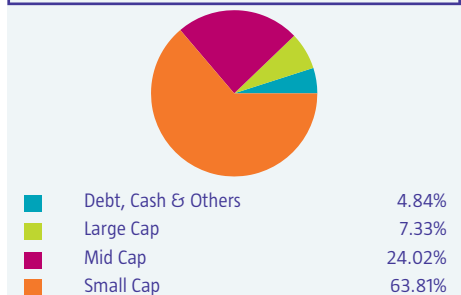
PORTFOLIO (as on December 30, 2022)

Name of the Instruments	% to NAV
Equities	95.16
Listed	95.16
Industrial Products	8.59
KEI Industries Ltd	2.03
Rhi Magnesita India Ltd	1.76
Timken India Ltd	1.49
Mold Tek Packaging Ltd	1.45
Grindwell Norton Ltd	1.38
EPL Ltd	0.48
Consumer Durables	8.35
Cera Sanitaryware Ltd	2.33
V-Guard Industries Ltd	1.94
V.I.P. Industries Ltd	1.71
Greenpanel Industries Ltd	1.13
Greenply Industries Ltd	0.65
Greenlam Industries Ltd	0.59
Capital Markets	8.21
Multi Commodity Exchange Of India Ltd	1.94
ICRA Ltd	1.54
Computer Age Management Services Ltd	0.85
UTI Asset Management Co Ltd	0.85
Angel One Ltd	0.77
Anand Rathi Wealth Ltd	0.63
Prudent Corporate Advisory Services Ltd	0.63
Central Depository Services (India) Ltd	0.40
Indian Energy Exchange Ltd	0.37
BSE Ltd	0.23
Finance	8.10
Equitas Holdings Ltd	1.70
Can Fin Homes Ltd	1.68
Creditaccess Grameen Ltd	1.65
Shriram Finance Ltd	1.56
Bajaj Finance Ltd	1.51
Retailing	6.28
V-Mart Retail Ltd	1.46
Avenue Supermarts Ltd	1.27
Aditya Birla Fashion and Retail Ltd	1.24
Vedant Fashions Ltd	1.17
Go Fashion India Ltd	1.14
Banks	6.08
City Union Bank Ltd	2.64
Indian Bank	1.81

DCB Bank Ltd	1.63
Auto Components	5.65
Schaeffler India Ltd	1.85
ZF Commercial Vehicle Control Systems India Ltd	1.67
Rolex Rings Ltd	1.41
Subros Ltd	0.72
Chemicals & Petrochemicals	5.48
Deepak Nitrite Ltd	1.35
Galaxy Surfactants Ltd	1.34
NOCIL Ltd	1.11
Clean Science And Technology Ltd	0.85
Fine Organic Industries Ltd	0.83
Pharmaceuticals & Biotechnology	4.54
Abbott India Ltd	1.57
Suven Pharmaceuticals Ltd	1.39
J.B. Chemicals & Pharmaceuticals Ltd	1.31
Gland Pharma Ltd	0.27
Construction	3.98
PNC Infratech Ltd	1.71
KNR Constructions Ltd	1.56
Ahluwalia Contracts (India) Ltd	0.71
Transport Services	3.77
Great Eastern Shipping Co Ltd	1.72
VRL Logistics Ltd	1.21
TCI Express Ltd	0.84
Leisure Services	3.17
Indian Hotels Co Ltd	1.72
Westlife Foodworld Ltd	1.45
IT - Software	2.98
Persistent Systems Ltd	1.55
Ltimindtree Ltd	1.43
Agricultural Food & Other Products	2.67
EID Parry India Ltd	1.48
Balrampur Chini Mills Ltd	1.19
Electrical Equipment	2.36
KEC International Ltd	1.71
Thermax Ltd	0.65
Realty	1.82
Mahindra Lifespace Developers Ltd	1.22
Sobha Ltd	0.60
Cement & Cement Products	1.57
Ultratech Cement Ltd	1.57
Aerospace & Defense	1.55
Bharat Electronics Ltd	1.55
Fertilizers & Agrochemicals	1.54
Rallis India Ltd	1.54
Healthcare Services	1.50
Max Healthcare Institute Ltd	1.50
Paper, Forest & Jute Products	1.46
Century Textile & Industries Ltd	1.46
Food Products	1.38
Bikaji Foods International Ltd	1.38
Textiles & Apparels	1.02
K.P.R. Mill Ltd	1.02
Entertainment	0.87
PVR Ltd	0.87
Commercial Services & Supplies	0.64
Teamlease Services Ltd	0.64
Non - Ferrous Metals	0.58
National Aluminium Co Ltd	0.58
Industrial Manufacturing	0.54
Honeywell Automation India Ltd	0.54
IT - Services	0.41
Kfin Technologies Ltd	0.41
Petroleum Products	0.07
Gulf Oil Lubricants India Ltd	0.07
Money Market Instruments	5.02
Tri - party repo	5.02
Net Current Assets	-0.18

Grand Total (Net Asset) 100.00

MARKET CAPITALIZATION

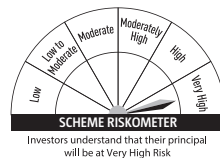


CANARA ROBECO INFRASTRUCTURE (CRI)

(as on December 30, 2022)

This product is suitable for investors who are seeking*:

- Capital appreciation over long term
- Investing in equities and equity related instruments of companies following the Infrastructure Theme

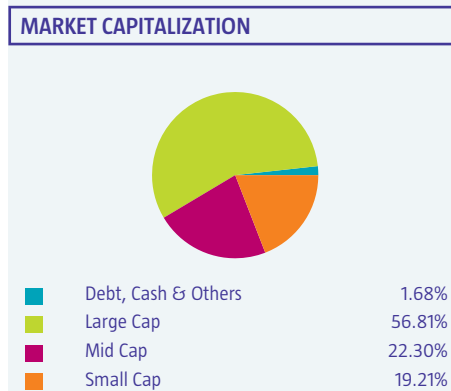


*Investors should consult their financial advisers if in doubt about whether the product is suitable for them.

FUND INFORMATION	
CATEGORY/TYPE:	Thematic - Infrastructure - An open-ended equity scheme following infrastructure theme
SCHEME OBJECTIVE:	To generate income / capital appreciation by investing in equities and equity related instruments of companies in the infrastructure sector. However, there can be no assurance that the investment objective of the scheme will be realized.
Monthend AUM #	: ₹ 247.10 Crores
Monthly AVG AUM	: ₹ 250.23 Crores
NAV: (as on December 30, 2022)	
Direct Plan - Growth Option	₹ 89.7900
Regular Plan - Growth Option	₹ 82.4800
Regular Plan - IDCW (payout/reinvestment)	₹ 36.8700
Direct Plan - IDCW (payout/reinvestment)	₹ 49.9800
DATE OF ALLOTMENT:	December 2, 2005
ASSET ALLOCATION:	
Equity and equity related instruments of companies in the Infrastructure sector including derivatives of such companies - 80% to 100% (Risk-High)	
Debt and Money Market instruments - 0% to 20% (Risk-Low to Medium)	
Reits/Invits - 0% to 10% (Risk-Medium to High)	
MINIMUM INVESTMENT:	
₹ 5000 and in multiples of ₹1 thereafter	
Subsequent purchases: Minimum amount of ₹1000 and multiples of ₹1 thereafter	
SIP: For Any date/monthly frequency – ₹ 1000 and in multiples of ₹1 thereafter	
For quarterly frequency – ₹ 2000 and in multiples of ₹ 1 thereafter	
STP: For Daily/Weekly/Monthly frequency – ₹ 1000 and in multiples of ₹1 thereafter	
For quarterly frequency – ₹ 2000 and in multiples of ₹ 1 thereafter	
SWP: For monthly frequency – ₹ 1000 and in multiples of ₹1 thereafter	
For quarterly frequency – ₹ 2000 and in multiples of ₹ 1 thereafter	
PLANS / OPTIONS :	
Regular Plan - Reinvestment of Income Distribution cum Capital Withdrawal Option	
Regular Plan - Payout of Income Distribution cum Capital Withdrawal Option	
Regular Plan - Growth Option	
Direct Plan - Reinvestment of Income Distribution cum Capital Withdrawal Option	
Direct Plan - Payout of Income Distribution cum Capital Withdrawal Option	
Direct Plan - Growth Option	
ENTRY LOAD:	Nil
EXIT LOAD:	
1% - if redeemed/switched out within 1 year from the date of allotment.	
Nil – if redeemed / switched out after 1 year from the date of allotment	
EXPENSE RATIO^:	
Regular Plan : 2.57% Direct Plan : 1.33%	
BENCHMARK:	S&P BSE India Infrastructure TRI
FUND MANAGER:	1) Mr. Vishal Mishra 2) Mr. Shridatta Bhandwadar
TOTAL EXPERIENCE:	1) 18 Years 2) 15 Years

MANAGING THIS FUND:	
1) Since 26-June-21	
2) Since 29-Sept-18	
PRODUCT POSITIONING	
Canara Robeco Infrastructure is an open ended thematic fund which endeavours to capture opportunities in the Indian infrastructure space. The fund follows a thematic approach towards Infrastructure with a 'Growth' style of investing. The fund aims to have concentrated holdings on high conviction ideas.	
QUANTITATIVE INFORMATION ^{5#}	
Standard Deviation	23.63
Portfolio Beta	0.67
Portfolio Turnover Ratio	0.28 times
R-Squared	0.78
Sharpe Ratio	0.73
PORTFOLIO (as on December 30, 2022)	
Name of the Instruments	% to NAV
Equities	98.32
Listed	98.32
Construction	18.08
Larsen & Toubro Ltd	9.48
KNR Constructions Ltd	4.21
Ahluwalia Contracts (India) Ltd	2.34
PNC Infratech Ltd	2.05
Electrical Equipment	12.67
Siemens Ltd	4.01
ABB India Ltd	3.28
Thermax Ltd	2.97
KEC International Ltd	2.41
Banks	11.66
ICICI Bank Ltd	6.40
State Bank of India	5.26
Power	9.42
NTPC Ltd	5.79
Power Grid Corporation of India Ltd	3.63
Transport Services	8.89
Blue Dart Express Ltd	2.65
TCI Express Ltd	2.41
Container Corporation Of India Ltd	1.97
VRL Logistics Ltd	1.86
Aerospace & Defense	6.83
Bharat Electronics Ltd	6.83
Industrial Products	6.73
Grindwell Norton Ltd	2.78
AIA Engineering Ltd	1.97
KEI Industries Ltd	1.01
Timken India Ltd	0.97
Auto Components	6.46
Schaeffler India Ltd	4.61
Bosch Ltd	1.85
Cement & Cement Products	3.81
Ultratech Cement Ltd	1.51
Ambuja Cements Ltd	1.18
J.K. Cement Ltd	1.12
Petroleum Products	3.40
Reliance Industries Ltd	3.40
Realty	2.92
Brigade Enterprises Ltd	2.92
Non - Ferrous Metals	2.58
Hindalco Industries Ltd	2.58
Industrial Manufacturing	2.38
Honeywell Automation India Ltd	2.38

Ferrous Metals	1.61
Tata Steel Ltd	1.61
Gas	0.88
Gujarat Gas Ltd	0.88
Money Market Instruments	1.94
Tri - party repo	1.94
Net Current Assets	-0.26
Grand Total (Net Asset)	100.00



⁵Source ICRA MFI Explorer ● # Monthend AUM / Quantitative Information as on 31.12.2022 ● ^The expense ratios mentioned for the schemes includes GST on investment management fees. ● Please refer page no. 43 for disclaimers.

CANARA ROBECO CONSUMER TRENDS FUND (CRCTF)

(as on December 30, 2022)

This product is suitable for investors who are seeking*:

- Capital appreciation over long term
- Investing in equity and equity related securities of companies following the Consumption and Financial Theme



*Investors should consult their financial advisers if in doubt about whether the product is suitable for them.

FUND INFORMATION

CATEGORY/TYPE : Thematic - Consumption & Finance
Theme - An open ended equity scheme following the consumption and financial theme

SCHEME OBJECTIVE: To provide long-term capital appreciation by primarily investing in equity and equity related securities of companies which directly or indirectly benefit from the growing consumer demand in India. However, there can be no assurance that the investment objective of the scheme will be realized.

Monthend AUM[#] : ₹ 953.46 Crores

Monthly AVG AUM : ₹ 963.70 Crores

NAV: (as on December 30, 2022)

Direct Plan - Growth Option	₹ 78.7500
Direct Plan - IDCW (payout/reinvestment)	₹ 60.1100
Regular Plan - Growth Option	₹ 70.7300
Regular Plan - IDCW (payout/reinvestment)	₹ 33.9800

DATE OF ALLOTMENT: September 14, 2009

ASSET ALLOCATION:

Equity and equity related instruments of companies which directly or indirectly benefit from the growing consumer demand in India - 80% to 100%. (Risk-High)

Other Equity and equity related instruments - 0% to 20%. (Risk-High)

Debt and Money Market instruments - 0% to 20%. (Risk-Medium to Low)

Reits/Invits - 0% to 10% (Risk-medium to High)

MINIMUM INVESTMENT :

₹ 5000 and in multiples of ₹ 1 thereafter

Subsequent purchases: Minimum amount of ₹ 1000 and multiples of ₹ 1 thereafter

SIP: For Any date/monthly frequency – ₹ 1000 and in multiples of ₹ 1 thereafter
For quarterly frequency – ₹ 2000 and in multiples of ₹ 1 thereafter

STP: For Daily/Weekly/Monthly frequency – ₹ 1000 and in multiples of ₹ 1 thereafter
For quarterly frequency – ₹ 2000 and in multiples of ₹ 1 thereafter

SWP: For monthly frequency – ₹ 1000 and in multiples of ₹ 1 thereafter
For quarterly frequency – ₹ 2000 and in multiples of ₹ 1 thereafter

PLANS / OPTIONS :

Regular Plan - Reinvestment of Income Distribution cum Capital Withdrawal Option

Regular Plan - Payout of Income Distribution cum Capital Withdrawal Option

Regular Plan - Growth Option

Direct Plan - Reinvestment of Income Distribution cum Capital Withdrawal Option

Direct Plan - Payout of Income Distribution cum Capital Withdrawal Option

Direct Plan - Growth Option

ENTRY LOAD: Nil

EXIT LOAD :

1% - If redeemed/switched out within 1 year from the date of allotment.

Nil - if redeemed/switched out after 1 year from the date of allotment

EXPENSE RATIO[^]:

Regular Plan : 2.39% Direct Plan : 0.99%

BENCHMARK: S&P BSE 100 TRI

FUND MANAGER:	1) Ms. Ennette Fernandes 2) Mr. Shridatta Bhandwadar
TOTAL EXPERIENCE:	1) 12 Years 2) 15 Years
MANAGING THIS FUND:	1) Since 01-Oct-21 2) Since 01-Oct-19

PRODUCT POSITIONING

Canara Robeco Consumer Trends Fund is an open ended thematic fund predominantly investing in companies which directly or indirectly benefit from the growing consumption demand in India and looks for opportunity to invest in companies which benefit from aspirational consumption and financial penetration theme. The fund will invest in stocks across the Market Capitalisation range and will look to follow 'Growth' style of investing.

QUANTITATIVE INFORMATION^{§#}

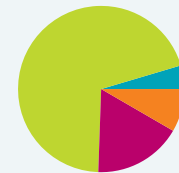
Standard Deviation	19.96
Portfolio Beta	0.84
Portfolio Turnover Ratio	0.42 times
R-Squared	0.87
Sharpe Ratio	0.62

PORTFOLIO (as on December 30, 2022)

Name of the Instruments	% to NAV
Equities	95.53
Listed	95.53
Banks	23.86
ICICI Bank Ltd	6.07
Axis Bank Ltd	4.51
State Bank of India	4.51
HDFC Bank Ltd	4.39
IndusInd Bank Ltd	2.30
City Union Bank Ltd	2.08
Diversified Fmcg	10.80
ITC Ltd	5.56
Hindustan Unilever Ltd	5.24
Consumer Durables	10.69
Titan Co Ltd	3.68
Bata India Ltd	2.77
Havells India Ltd	1.67
Voltas Ltd	1.51
Kansai Nerolac Paints Ltd	1.06
Beverages	7.52
United Breweries Ltd	2.89
United Spirits Ltd	2.76
Varun Beverages Ltd	1.87
Leisure Services	5.43
Indian Hotels Co Ltd	3.15
Westlife Foodworld Ltd	2.28
Finance	4.87
SBI Cards and Payment Services Ltd	2.59
Bajaj Finance Ltd	2.28
Automobiles	4.42
Maruti Suzuki India Ltd	3.08
Tata Motors Ltd	1.34
Retailing	4.05
Trent Ltd	2.55
Avenue Supermarts Ltd	1.50
Auto Components	3.77
ZF Commercial Vehicle Control Systems India Ltd	1.93
Uno Minda Ltd	1.26
Samvardhana Motherson International Ltd	0.58

Industrial Products	3.58
KEI Industries Ltd	1.88
Polycab India Ltd	1.70
Personal Products	3.03
Godrej Consumer Products Ltd	3.03
Telecom - Services	2.92
Bharti Airtel Ltd	2.92
Agricultural Food & Other Products	2.22
Tata Consumer Products Ltd	2.22
Textiles & Apparels	2.16
Page Industries Ltd	2.16
Pharmaceuticals & Biotechnology	2.04
J.B. Chemicals & Pharmaceuticals Ltd	2.04
Healthcare Services	1.64
Apollo Hospitals Enterprise Ltd	1.64
Insurance	1.55
SBI Life Insurance Co Ltd	1.55
Agricultural, Commercial & Construction Vehicles	0.98
Ashok Leyland Ltd	0.98
Money Market Instruments	4.95
Tri - party repo	4.95
Net Current Assets	-0.48
Grand Total (Net Asset)	100.00

MARKET CAPITALIZATION



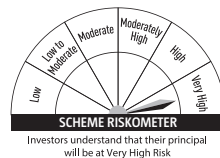
Debt, Cash & Others	4.47%
Large Cap	70.00%
Mid Cap	17.25%
Small Cap	8.28%

CANARA ROBECO EQUITY TAX SAVER FUND (CRETSF)

(as on December 30, 2022)

This product is suitable for investors who are seeking*:

- Capital appreciation over long term
- Investment in equity and equity related securities with a statutory lock in of 3 years and tax benefit

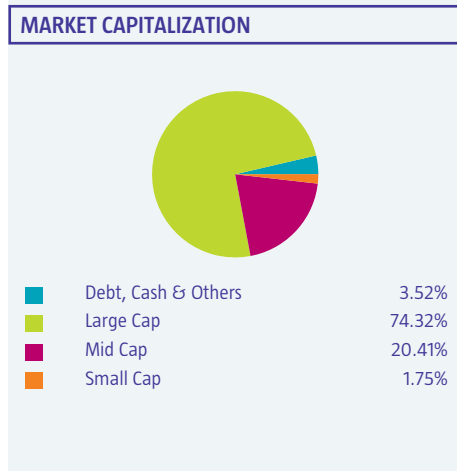


*Investors should consult their financial advisers if in doubt about whether the product is suitable for them.

FUND INFORMATION	
CATEGORY/TYPE: ELSS - An open ended equity linked saving scheme with a statutory lock in of 3 years and tax benefit	
SCHEME OBJECTIVE:	
ELSS seeking to provide long term capital appreciation by predominantly investing in equities to facilitate the subscribers to seek tax benefits as provided under Section 80 C of the Income Tax Act, 1961. However, there can be no assurance that the investment objective of the scheme will be realized.	
Monthend AUM[#]	: ₹ 4,562.79 Crores
Monthly AVG AUM	: ₹ 4,560.76 Crores
NAV: (as on December 30, 2022)	
Direct Plan - Growth Option	₹ 127.3700
Regular Plan - Growth Option	₹ 117.4300
Regular Plan - IDCW (payout)	₹ 36.7300
Direct Plan - IDCW (payout)	₹ 57.7500
DATE OF ALLOTMENT: March 31, 1993	
ASSET ALLOCATION:	
Equity and equity related instruments - 80% to 100% (Risk-High)	
Money Market instruments - 0% to 20% (Risk-Low)	
MINIMUM INVESTMENT:	
₹ 500 and in multiples of ₹ 1 thereafter	
Subsequent purchases: Minimum amount of ₹ 500 and multiples of ₹ 1 thereafter	
SIP: For Any date/monthly frequency – ₹ 500 and in multiples of ₹ 1 thereafter	
For quarterly frequency – ₹ 1000 and in multiples of ₹ 1 thereafter	
STP: For Daily/Weekly/Monthly frequency – ₹ 500 and in multiples of ₹ 1 thereafter	
For quarterly frequency – ₹ 1000 and in multiples of ₹ 1 thereafter	
SWP: For monthly frequency – ₹ 500 and in multiples of ₹ 1 thereafter	
For quarterly frequency – ₹ 1000 and in multiples of ₹ 1 thereafter	
PLANS / OPTIONS:	
Regular Plan - Payout of Income Distribution cum Capital Withdrawal Option	
Regular Plan - Growth Option	
Direct Plan - Payout of Income Distribution cum Capital Withdrawal Option	
Direct Plan - Growth Option	
ENTRY LOAD: Nil	
EXIT LOAD: Nil	
EXPENSE RATIO[^]:	
Regular Plan	: 1.98%
Direct Plan	: 0.61%
BENCHMARK: S&P BSE 500 Index TRI	
FUND MANAGER:	
1) Mr. Vishal Mishra	
2) Mr. Shridatta Bhandwadar	
TOTAL EXPERIENCE:	
1) 18 Years	
2) 15 Years	
MANAGING THIS FUND:	
1) Since 26-June-21	
2) Since 01-Oct-19	

PRODUCT POSITIONING	
Canara Robeco Equity Tax Saver Fund is an open ended ELSS with a 3 year lock-in period providing Tax Benefits under Sec 80 C of Income Tax Act. The fund aims to benefit from long term investing due to its lock-in and benefits from power of compounding. The fund would invest in large, mid cap and small cap stocks with a 'Growth' style of investing.	
QUANTITATIVE INFORMATION ^{S#}	
Standard Deviation	20.00
Portfolio Beta	0.84
Portfolio Turnover Ratio	0.34 times
R-Squared	0.90
Sharpe Ratio	0.67
PORTFOLIO (as on December 30, 2022)	
Name of the Instruments	% to NAV
Equities	96.48
Listed	96.48
Banks	27.19
ICICI Bank Ltd	7.80
HDFC Bank Ltd	7.79
State Bank of India	4.84
Axis Bank Ltd	4.20
IndusInd Bank Ltd	1.35
Kotak Mahindra Bank Ltd	1.21
IT - Software	9.47
Infosys Ltd	6.47
Tata Consultancy Services Ltd	2.31
Mphasis Ltd	0.69
Finance	6.20
Bajaj Finance Ltd	2.13
Housing Development Finance Corporation Ltd	1.66
Cholamandalam Investment and Finance Co Ltd	1.43
SBI Cards and Payment Services Ltd	0.98
Auto Components	5.49
Schaeffler India Ltd	1.69
Uno Minda Ltd	1.25
ZF Commercial Vehicle Control Systems India Ltd	1.05
Sona Blw Precision Forgings Ltd	0.77
Samvardhana Motherson International Ltd	0.73
Pharmaceuticals & Biotechnology	4.67
Sun Pharmaceutical Industries Ltd	1.79
Abbott India Ltd	1.50
J.B. Chemicals & Pharmaceuticals Ltd	1.01
Gland Pharma Ltd	0.37
Petroleum Products	4.21
Reliance Industries Ltd	4.21
Cement & Cement Products	3.24
Ultratech Cement Ltd	2.37
J.K. Cement Ltd	0.87
Consumer Durables	2.93
Titan Co Ltd	0.93
Asian Paints Ltd	0.85
Bata India Ltd	0.83
Volta Ltd	0.32
Chemicals & Petrochemicals	2.91
Atul Ltd	1.00
Navin Fluorine International Ltd	0.97
Vinati Organics Ltd	0.94
Transport Services	2.56
Blue Dart Express Ltd	1.10
Container Corporation Of India Ltd	0.78
TCI Express Ltd	0.68
Automobiles	2.44
Maruti Suzuki India Ltd	1.21

Tata Motors Ltd	0.65
Bajaj Auto Ltd	0.58
Diversified Fmcg	2.17
Hindustan Unilever Ltd	2.17
Telecom - Services	2.15
Bharti Airtel Ltd	2.15
Electrical Equipment	1.88
ABB India Ltd	1.17
Siemens Ltd	0.71
Construction	1.85
Larsen & Toubro Ltd	1.85
Beverages	1.66
United Spirits Ltd	1.66
Fertilizers & Agrochemicals	1.51
PI Industries Ltd	1.51
Realty	1.50
Oberoi Realty Ltd	1.50
Retailing	1.46
Trent Ltd	1.07
Avenue Supermarts Ltd	0.39
Leisure Services	1.37
Indian Hotels Co Ltd	1.37
Healthcare Services	1.32
Max Healthcare Institute Ltd	1.32
Textiles & Apparels	1.22
Page Industries Ltd	1.22
Non - Ferrous Metals	1.19
Hindalco Industries Ltd	1.19
Power	1.14
NTPC Ltd	1.14
Aerospace & Defense	1.12
Bharat Electronics Ltd	1.12
Agricultural, Commercial & Construction Vehicles	0.85
Ashok Leyland Ltd	0.85
Personal Products	0.82
Godrej Consumer Products Ltd	0.82
Industrial Manufacturing	0.82
Honeywell Automation India Ltd	0.82
Insurance	0.72
SBI Life Insurance Co Ltd	0.66
Max Financial Services Ltd	0.06
Gas	0.36
Gujarat Gas Ltd	0.36
Industrial Products	0.06
KEI Industries Ltd	0.06
Money Market Instruments	3.73
Tri - party repo	3.73
Net Current Assets	-0.21
Grand Total (Net Asset)	100.00



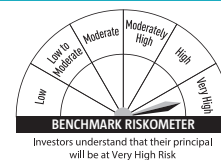
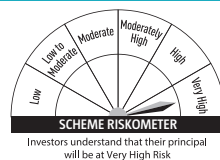
^SSource ICRA MFI Explorer ● # Monthend AUM / Quantitative Information as on 31.12.2022 ● [^]The expense ratios mentioned for the schemes includes GST on investment management fees. ● Please refer page no. 43 for disclaimers.

CANARA ROBECO FOCUSED EQUITY FUND (CRFEF)

(as on December 30, 2022)

This product is suitable for investors who are seeking*:

- Long term capital appreciation
- Investment in equity and equity related securities across market capitalisation in maximum 30 stocks.



*Investors should consult their financial advisers if in doubt about whether the product is suitable for them.

FUND INFORMATION

CATEGORY/TYPE: Focused Fund - An open ended equity scheme investing in maximum of 30 stocks in large cap, mid cap and small cap companies

SCHEME OBJECTIVE:

The investment objective of the scheme is to generate long term capital appreciation/income by investing in equity and equity related instruments across market capitalization of up to 30 companies, However, there can be no assurance that the investment objective of the Scheme will be realized.

Monthend AUM[#] : ₹ 1,733.13 Crores

Monthly AVG AUM : ₹ 1,754.30 Crores

NAV: (as on December 30, 2022)

Direct Plan - Growth Option	₹ 12.9900
Regular Plan - Growth Option	₹ 12.6300
Regular Plan - IDCW (payout/reinvestment)	₹ 12.5800
Direct Plan - IDCW (payout/reinvestment)	₹ 12.9900

DATE OF ALLOTMENT: May 17, 2021

ASSET ALLOCATION:

Equity and Equity – related Instruments* 65% to 100% (Risk Medium to High)

Debt and Money Market Instruments 0% to 35% (Risk Low to Medium)

Units issued by REITs and InvITs 0% to 10% (Risk Medium to High)

Units of MF schemes 0% to 5% ((Risk Medium to High)

Equity Exchange Traded Funds 0% to 10% (Risk Medium to High)

*Subject to overall limit of 30 stocks

MINIMUM INVESTMENT:

Lumpsum Purchase: ₹ 5,000.00 and multiples of ₹ 1.00 thereafter.

Subsequent Purchase: ₹ 1000.00 and multiples of ₹ 1.00 thereafter.

SIP:

For Any date/monthly frequency – ₹ 1000 and in multiples of ₹ 1 thereafter

For quarterly frequency – ₹ 2000 and in multiples of ₹ 1 thereafter

STP:

For Daily/Weekly/Monthly frequency – ₹ 1000 and in multiples of ₹ 1 thereafter

For quarterly frequency – ₹ 2000 and in multiples of ₹ 1 thereafter

SWP:

For monthly frequency – ₹ 1000 and in multiples of ₹ 1 thereafter

For quarterly frequency – ₹ 2000 and in multiples of ₹ 1 thereafter

PLANS / OPTIONS:

Regular Plan - Reinvestment of Income Distribution cum Capital Withdrawal Option

Regular Plan - Payout of Income Distribution cum Capital Withdrawal Option

Regular Plan - Growth Option

Direct Plan - Reinvestment of Income Distribution cum Capital Withdrawal Option

Direct Plan - Payout of Income Distribution cum Capital Withdrawal Option

Direct Plan - Growth Option

ENTRY LOAD: Nil

EXIT LOAD:

1% - If redeemed/switched out within 365 days from the date of allotment.

Nil - if redeemed/switched out after 365 days from the date of allotment

EXPENSE RATIO[^]:

Regular Plan	: 2.08%
Direct Plan	: 0.46%

BENCHMARK: S&P BSE 500 TRI

FUND MANAGER:

- Mr. Shridatta Bhandwadar (Fund Manager)
- Mr. Amit Kadam (Assistant Fund Manager)

TOTAL EXPERIENCE:

- 15 Years
- 11 Years

MANAGING THIS FUND:

- Since 17-May-21
- Since 01-October-21

PRODUCT POSITIONING

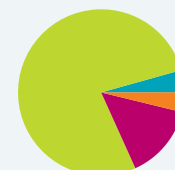
Canara Robeco Focused Equity Fund is an open-ended equity scheme which takes a concentrated exposure in not more than 30 high conviction stocks across market capitalisation depending on the growth opportunities. The fund may benefit from the active allocation to the select best ideas with an aim to achieve optimal portfolio diversification across sectors to manage risk. The fund's portfolio focuses on high quality and high growth stocks while remaining market capitalisation agnostic but sensitive to liquidity constraints. Further, the fund strategy intends to have a good combination of 'Leaders' with proven track record across market cycles to provide stability, 'Challengers' with improving market share to provide growth to the portfolio and 'Emerging Themes' or cyclical turnaround beneficiaries.

PORTFOLIO (as on December 30, 2022)

Name of the Instruments	% to NAV
Equities	95.79
Listed	95.79
Banks	29.16
HDFC Bank Ltd	9.65
ICICI Bank Ltd	9.38
State Bank of India	5.26
Axis Bank Ltd	4.87
IT - Software	8.72
Infosys Ltd	7.11
Tata Consultancy Services Ltd	1.61
Auto Components	6.20
Uno Minda Ltd	2.42
ZF Commercial Vehicle Control Systems India Ltd	2.18
Schaeffler India Ltd	1.60
Retailing	4.64
Trent Ltd	3.04
Avenue Supermarts Ltd	1.60
Construction	4.16
Larsen & Toubro Ltd	4.16
Petroleum Products	4.04
Reliance Industries Ltd	4.04
Finance	3.91
Bajaj Finance Ltd	3.91
Diversified Fmcg	3.72
Hindustan Unilever Ltd	3.72
Pharmaceuticals & Biotechnology	3.66
J.B. Chemicals & Pharmaceuticals Ltd	1.89
Abbott India Ltd	1.77
Telecom - Services	3.63
Bharti Airtel Ltd	3.63

Leisure Services	3.63
Indian Hotels Co Ltd	2.76
Westlife Foodworld Ltd	0.87
Cement & Cement Products	3.53
Ultratech Cement Ltd	3.53
Insurance	3.02
SBI Life Insurance Co Ltd	3.02
Healthcare Services	2.71
Max Healthcare Institute Ltd	2.71
Automobiles	2.66
Maruti Suzuki India Ltd	2.66
Aerospace & Defense	2.36
Bharat Electronics Ltd	2.36
Fertilizers & Agrochemicals	2.07
PI Industries Ltd	2.07
Consumer Durables	1.79
Titan Co Ltd	1.79
Chemicals & Petrochemicals	1.23
Navin Fluorine International Ltd	1.23
Transport Services	0.95
TCI Express Ltd	0.95
Money Market Instruments	4.64
Tri - party repo	4.64
Net Current Assets	-0.43
Grand Total (Net Asset)	100.00

MARKET CAPITALIZATION



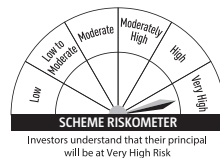
Debt, Cash & Others	4.21%
Large Cap	77.41%
Mid Cap	14.67%
Small Cap	3.71%

CANARA ROBECO VALUE FUND (CRVF)

(as on December 30, 2022)

This product is suitable for investors who are seeking*:

- Long term capital growth
- Investments in equity and equity related instruments by following value investing strategy



*Investors should consult their financial advisers if in doubt about whether the product is suitable for them.

CATEGORY/TYPE: Value Fund - An open-ended equity scheme following a value investment strategy

SCHEME OBJECTIVE:

The fund aims to generate long-term capital appreciation from a diversified portfolio of predominantly equity and equity related instrument, with higher focus on value stocks. There is no assurance or guarantee that the investment objective of the scheme will be realized.

Monthend AUM* : ₹ 768.75 Crores

Monthly AVG AUM : ₹ 777.54 Crores

NAV: (as on December 30, 2022)

Direct Plan - Growth Option	₹	11.7800
Regular Plan - Growth Option	₹	11.5200
Regular Plan - IDCW (payout/reinvestment)	₹	11.5200
Direct Plan - IDCW (payout/reinvestment)	₹	11.7800

DATE OF ALLOTMENT: September 03, 2021

ASSET ALLOCATION:

Equity and Equity – related Instruments 65% to 100% (Risk Medium to High)
Debt and Money Market Instruments 0% to 35% (Risk Low to Medium)
Units issued by REITs and InvITs 0% to 10% (Risk Medium to High)
Units of MF schemes 0% to 5% ((Risk Medium to High)
Equity Exchange Traded Funds 0% to 10% (Risk Medium to High)

MINIMUM INVESTMENT:

Lumpsum Purchase: ₹ 5,000.00 and multiples of ₹ 1.00 thereafter.

Subsequent Purchase: ₹ 1000.00 and multiples of ₹ 1.00 thereafter.

SIP:

For Any date/monthly frequency – ₹ 1000 and in multiples of ₹ 1 thereafter

For quarterly frequency – ₹ 2000 and in multiples of ₹ 1 thereafter

STP:

For Daily/Weekly/Monthly frequency – ₹ 1000 and in multiples of ₹ 1 thereafter

For quarterly frequency – ₹ 2000 and in multiples of ₹ 1 thereafter

SWP:

For monthly frequency – ₹ 1000 and in multiples of ₹ 1 thereafter

For quarterly frequency – ₹ 2000 and in multiples of ₹ 1 thereafter

PLANS / OPTIONS:

Regular Plan - Reinvestment of Income Distribution cum Capital Withdrawal Option

Regular Plan - Payout of Income Distribution cum Capital Withdrawal Option

Regular Plan - Growth Option

Direct Plan - Reinvestment of Income Distribution cum Capital Withdrawal Option

Direct Plan - Payout of Income Distribution cum Capital Withdrawal Option

Direct Plan - Growth Option

ENTRY LOAD: Nil

EXIT LOAD:

1% - If redeemed/switched out within 365 days from the date of allotment.

Nil - if redeemed/switched out after 365 days from the date of allotment

EXPENSE RATIO^:

Regular Plan	:	2.34%
Direct Plan	:	0.68%

BENCHMARK: S&P BSE 500 Index TRI

FUND MANAGER:

- Mr. Vishal Mishra (Fund Manager)
- Ms. Silky Jain (Assistant Fund Manager)

TOTAL EXPERIENCE:

- 18 Years
- 11 Years

MANAGING THIS FUND:

- Since 03-September-21
- Since 01-October-21

PRODUCT POSITIONING

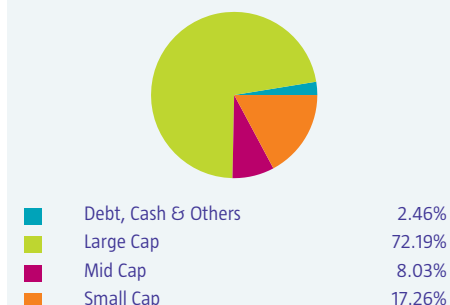
Canara Robeco Value Fund is an open-ended equity scheme which follows a value investment strategy. The fund intends to take exposure into equities and aims to generate long-term capital appreciation from a diversified portfolio in the Indian markets with a higher focus on companies which are trading at a discount to their 'Intrinsic Value'. 'Intrinsic Value' strategy relies on the analytical and behavioural edge to generate investor's alpha and keeps an appropriate 'Margin of Safety'. The fund has a market cap agnostic approach following a mix of bottom up and top down strategy and it aims to benefit over the full investment cycle.

PORTFOLIO (as on December 30, 2022)

Name of the Instruments	% to NAV
Equities	97.54
Listed	97.54
Banks	29.10
ICICI Bank Ltd	8.18
HDFC Bank Ltd	6.87
Axis Bank Ltd	5.37
State Bank of India	5.04
Federal Bank Ltd	2.35
IndusInd Bank Ltd	1.29
IT - Software	8.79
Infosys Ltd	7.92
HCL Technologies Ltd	0.87
Finance	7.23
Housing Development Finance Corporation Ltd	2.91
Creditaccess Grameen Ltd	2.57
Sundaram Finance Ltd	0.91
Equitas Holdings Ltd	0.84
Pharmaceuticals & Biotechnology	6.52
J.B. Chemicals & Pharmaceuticals Ltd	2.94
Sun Pharmaceutical Industries Ltd	2.57
Cipla Ltd	1.01
Petroleum Products	4.09
Reliance Industries Ltd	4.09
Diversified Fmcg	3.76
ITC Ltd	3.76
Industrial Products	3.61
KEI Industries Ltd	2.69
AIA Engineering Ltd	0.92
Power	3.45
NTPC Ltd	3.45
Automobiles	3.41
Maruti Suzuki India Ltd	1.58
Bajaj Auto Ltd	1.13

Tata Motors Ltd	0.70
Construction	3.29
Larsen & Toubro Ltd	2.52
Ahluwalia Contracts (India) Ltd	0.77
Cement & Cement Products	2.99
Ambuja Cements Ltd	1.87
JK Lakshmi Cement Ltd	1.12
Telecom - Services	2.92
Bharti Airtel Ltd	2.86
Bharti Airtel Ltd	0.06
Beverages	2.83
Varun Beverages Ltd	2.83
Aerospace & Defense	2.81
Bharat Electronics Ltd	2.81
Transport Services	2.25
Container Corporation Of India Ltd	1.40
VR Logistics Ltd	0.85
Realty	2.13
Brigade Enterprises Ltd	2.13
Insurance	1.84
SBI Life Insurance Co Ltd	1.84
Consumer Durables	1.35
Cera Sanitaryware Ltd	1.35
Healthcare Services	1.20
Max Healthcare Institute Ltd	1.20
Electrical Equipment	1.04
KEC International Ltd	1.04
Agricultural Food & Other Products	0.96
EID Parry India Ltd	0.96
Agricultural, Commercial & Construction Vehicles	0.79
Ashok Leyland Ltd	0.79
Auto Components	0.72
Samvardhana Motherson International Ltd	0.72
Textiles & Apparels	0.46
K.P.R. Mill Ltd	0.46
Money Market Instruments	2.70
Tri - party repo	2.70
Net Current Assets	-0.24
Grand Total (Net Asset)	100.00

MARKET CAPITALIZATION



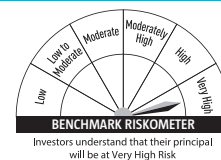
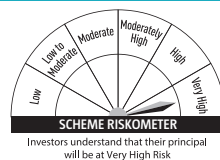
Source ICRA MFI Explorer ● # Monthend AUM / Quantitative Information as on 31.12.2022 ● ^The expense ratios mentioned for the schemes includes GST on investment management fees. ● Please refer page no. 43 for disclaimers.

CANARA ROBECO MID CAP FUND (CRMCF)

(as on December 30, 2022)

This product is suitable for investors who are seeking*:

- Long term capital appreciation
- Investments predominantly in equity and equity related instruments of mid cap companies



*Investors should consult their financial advisers if in doubt about whether the product is suitable for them.

CATEGORY/TYPE: Mid Cap Fund - An open-ended equity scheme predominantly investing in mid cap stocks.

SCHEME OBJECTIVE:

The investment objective of the Scheme is to generate capital appreciation by investing predominantly in equity and equity related instruments of mid cap companies. However, there can be no assurance that the investment objective of the scheme will be realized.

Monthend AUM* : ₹ 892.08 Crores

Monthly AVG AUM : ₹ 710.45 Crores

NAV: (as on December 30, 2022)

Direct Plan - Growth Option	₹ 9.9100
Regular Plan - Growth Option	₹ 9.9000
Regular Plan - IDCW (payout/reinvestment)	₹ 9.9000
Direct Plan - IDCW (payout/reinvestment)	₹ 9.9100

DATE OF ALLOTMENT: December 02, 2022

ASSET ALLOCATION:

Equity and Equity-related Instruments of Midcap companies* 65% to 100% (Risk Very High)
Equity and Equity-related Instruments of companies other than Midcap companies 0% to 35% (Risk Very High)
Debt and Money Market Instruments 0% to 35% (Risk Low to Medium)
Units issued by REITs and InvITs 0% to 10% (Risk Medium to High)

MINIMUM INVESTMENT:

Lumpsum Purchase: ₹ 5,000.00 and multiples of ₹ 1.00 thereafter.
Subsequent Purchase: ₹ 1000.00 and multiples of ₹ 1.00 thereafter.

SIP:

For Any date/monthly frequency – ₹ 1000 and in multiples of ₹ 1 thereafter
For quarterly frequency – ₹ 2000 and in multiples of ₹ 1 thereafter

STP:

For Daily/Weekly/Monthly frequency – ₹ 1000 and in multiples of ₹ 1 thereafter
For quarterly frequency – ₹ 2000 and in multiples of ₹ 1 thereafter

SWP:

For monthly frequency – ₹ 1000 and in multiples of ₹ 1 thereafter
For quarterly frequency – ₹ 2000 and in multiples of ₹ 1 thereafter

PLANS / OPTIONS :

Regular Plan - Reinvestment of Income Distribution cum Capital Withdrawal Option
Regular Plan - Payout of Income Distribution cum Capital Withdrawal Option
Regular Plan - Growth Option

Direct Plan - Reinvestment of Income Distribution cum Capital Withdrawal Option
Direct Plan - Payout of Income Distribution cum Capital Withdrawal Option
Direct Plan - Growth Option

Direct Plan - Growth Option

Direct Plan - Growth Option

Direct Plan - Growth Option

Direct Plan - Growth Option

ENTRY LOAD: N.A.

EXIT LOAD:

In respect of each purchase / switch-in of units
1% - If redeemed/switched out within 365 days from the date of allotment.
Nil - If redeemed/switched out after 365 days from the date of allotment

EXPENSE RATIO^:

Regular Plan	: 2.37%
Direct Plan	: 0.64%

BENCHMARK: S&P BSE 150 Mid Cap Index TRI

FUND MANAGER:

- Mr. Ajay Khandelwal
- Mr. Shridatta Bhandwalder

TOTAL EXPERIENCE : 1) 17 Years
2) 15 Years

MANAGING THIS FUND : 1) Since 02-December-22
2) Since 02-December-22

PRODUCT POSITIONING

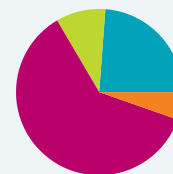
Canara Robeco Mid Cap Fund is an open ended mid cap fund which will aim to invest in companies that are at the confluence of Industry Growth, Company Growth & Management Pedigree. The fund strategy intends to create a good combination whereby the fund identifies "leaders" which showcase superior earnings growth, "compounders" which have high cash flow generation and boast of stable earnings growth and "turnaround beneficiaries" which are companies which benefit from revival in industry cycle.

PORTFOLIO (as on December 30, 2022)

Name of the Instruments	% to NAV
Equities	76.13
Listed	76.13
Industrial Products	9.52
Bharat Forge Ltd	2.54
Polycab India Ltd	2.53
Astral Ltd	2.43
AIA Engineering Ltd	2.02
Auto Components	8.09
Uno Minda Ltd	3.38
Sundram Fasteners Ltd	2.79
Schaeffler India Ltd	1.92
Chemicals & Petrochemicals	7.96
Deepak Nitrite Ltd	2.24
Atul Ltd	2.18
Linde India Ltd	1.85
Navin Fluorine International Ltd	1.69
Pharmaceuticals & Biotechnology	6.74
Abbott India Ltd	3.22
IPCA Laboratories Ltd	2.25
J.B. Chemicals & Pharmaceuticals Ltd	1.27
Banks	6.16
Federal Bank Ltd	3.79
Indian Bank	2.37
Retailing	5.27
Trent Ltd	2.68
Avenue Supermarts Ltd	1.38
Go Fashion India Ltd	1.21
Finance	4.66
Sundaram Finance Ltd	2.33
CRISIL Ltd	2.33
Consumer Durables	3.85
Kajaria Ceramics Ltd	2.27
Whirlpool Of India Ltd	1.58

Cement & Cement Products	3.51
J.K. Cement Ltd	2.36
JK Lakshmi Cement Ltd	1.15
Fertilizers & Agrochemicals	2.98
PI Industries Ltd	2.98
Beverages	2.67
United Breweries Ltd	2.67
Textiles & Apparels	2.55
Page Industries Ltd	1.55
K.P.R. Mill Ltd	1.00
Agricultural, Commercial & Construction Vehicles	2.42
Ashok Leyland Ltd	2.42
Healthcare Services	2.35
Global Health Ltd	1.61
Max Healthcare Institute Ltd	0.74
IT - Software	2.31
Persistent Systems Ltd	2.31
Automobiles	2.26
TVS Motor Co Ltd	2.26
Leisure Services	1.93
Devyani International Ltd	1.93
Aerospace & Defense	0.90
Bharat Electronics Ltd	0.90
Money Market Instruments	24.15
TREPS	24.15
Net Current Assets	-0.28
Grand Total (Net Asset)	100.00

MARKET CAPITALIZATION



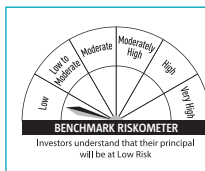
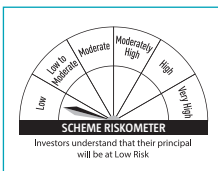
Debt, Cash & Others	23.87%
Large Cap	9.49%
Mid Cap	61.40%
Small Cap	5.24%

CANARA ROBECO OVERNIGHT FUND (CROF)

(as on December 30, 2022)

This product is suitable for investors who are seeking*:

- Regular income over short term that may be in line with the overnight call rates
- Investment in overnight securities.



Credit Risk Interest Rate Risk	Potential Risk Class		
	Relatively Low (Class A)	Moderate (Class B)	Relatively High (Class C)
Relatively Low (Class I)	A-1		
Moderate (Class II)			
Relatively High (Class III)			

*Investors should consult their financial advisers if in doubt about whether the product is suitable for them.

FUND INFORMATION

CATEGORY/TYPE: Overnight Fund - An open-ended debt scheme investing in overnight securities. A relatively low interest rate risk and relatively low credit risk.

SCHEME OBJECTIVE:

The investment objective of the Scheme is to generate returns commensurate with low risk and providing high level of liquidity, through investments made primarily in overnight securities. However, there can be no assurance that the investment objective of the Scheme will be realized.

Monthend AUM[#] : ₹ 162.50 Crores

Monthly AVGAUM : ₹ 168.44 Crores

NAV: (as on December 30, 2022)

Regular Plan - Daily IDCW (reinvestment) ₹ 1,001.0000

Direct Plan - Daily IDCW (reinvestment) ₹ 1,001.0007

Direct Plan - Growth Option ₹ 1,142.2775

Regular Plan - Growth Option ₹ 1,141.4589

DATE OF ALLOTMENT: 24th July, 2019

ASSET ALLOCATION:

Overnight Securities* - 0% - 100% (Risk - Low)

*Overnight Securities: Debt and money market instruments with overnight interest rate risk such as debt instruments with one business day residual maturity. Overnight securities include synthetic overnight positions such as reverse repo/tri-party repo & other transactions where the interest rate is reset every business day.

MINIMUM INVESTMENT:

I. Lump sum Investment:

Minimum amount: ₹ 5,000.00 and multiples of ₹ 1.00 thereafter.

Additional purchases: Minimum amount of ₹ 1000.00 and multiples of ₹ 1.00 thereafter.

II. Systematic Transfer Plan (STP):

For Daily/Weekly/Monthly frequency - ₹ 1000/- and in multiples of ₹ 1/- thereafter.

For Quarterly frequency - ₹ 2000/- and in multiples of ₹ 1/- thereafter.

III. Systematic Withdrawal Plan (SWP):

For Monthly frequency - ₹ 1000/- and in multiples of ₹ 1/- thereafter.

For Quarterly frequency - ₹ 2000/- and in multiples of ₹ 1/- thereafter.

PLANS / OPTIONS :

Regular Plan - Daily Reinvestment of Income Distribution cum Capital Withdrawal Option

Regular Plan - Growth Option

Direct Plan - Daily Reinvestment of Income Distribution cum Capital Withdrawal Option

Direct Plan - Growth Option

ENTRY LOAD: Nil

EXIT LOAD: Nil

EXPENSE RATIO[^]:

Regular Plan : 0.11%

Direct Plan : 0.10%

BENCHMARK: CRISIL Overnight Fund AI Index

FUND MANAGER : Ms. Suman Prasad

TOTAL EXPERIENCE : 24 Years

MANAGING THIS FUND : Since 24-July-19

PRODUCT POSITIONING

Fund predominantly invests in tri-party repos, overnight reverse repos and fixed income securities/instruments with maturity of one (1) business day. Fund has minimal interest rate and credit risk and tends to ensure a high degree of liquidity in the portfolio. Fund offers an alternative to corporate and individual investors who may want to park their idle funds for short period of time and expecting minimal interest rate and credit risk.

QUANTITATIVE INFORMATION^{S#}

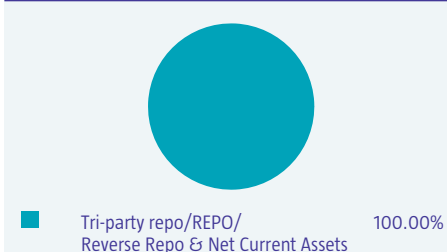
Annualised Portfolio YTM	6.50%
Modified Duration	0.01 Years
Residual Maturity	0.01 Years
Macaulay Duration	0.01 Years

MATURITY PROFILE

	% Allocation
Net Current Assets	0.48%
0 to 3 Months	99.52%

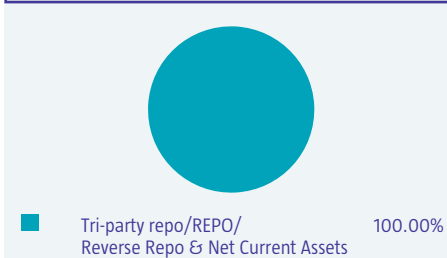
RATING PROFILE

(% to net assets)



ASSET ALLOCATION

(% to net assets)



PORTFOLIO (as on December 30, 2022)

Name of the Instruments	Rating	% to NAV
Tri - party repo		99.52
Other Current Assets		0.48
Grand Total (Net Asset)		100.00

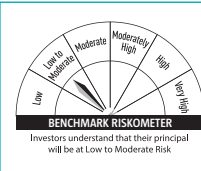
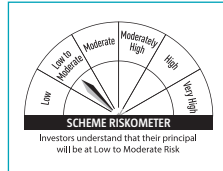
^SSource ICRA MFI Explorer ● # Monthend AUM / Quantitative Information as on 31.12.2022 ● [^]The expense ratios mentioned for the schemes includes GST on investment management fees. ● Please refer page no. 43 for disclaimers.

CANARA ROBECO LIQUID FUND (CRL)

(as on December 30, 2022)

This product is suitable for investors who are seeking*:

- Income/ Capital appreciation while maintaining a level of high liquidity
- Investment in a mix of Debt and Money Market instruments with maturity of upto 91 days only



POTENTIAL RISK CLASS (PRC) MATRIX			
Relatively Low Interest Rate Risk and Relatively Low Credit Risk			
Credit Risk Interest Rate Risk	Potential Risk Class		
	Relatively Low (Class A)	Moderate (Class B)	Relatively High (Class C)
Relatively Low (Class I)	A-1		
Moderate (Class II)			
Relatively High (Class III)			

*Investors should consult their financial advisers if in doubt about whether the product is suitable for them.

FUND INFORMATION

CATEGORY/TYPE: Liquid Fund - An open ended liquid scheme. A relatively low interest rate risk and relatively low credit risk.

SCHEME OBJECTIVE: The scheme has been formulated with the objective of enhancement of income, while maintaining a level of high liquidity, through investment in a mix of Money Market Instruments & Debt Securities. However, there can be no assurance that the investment objective of the Scheme will be realized.

Monthend AUM[#] : ₹ 2,551.17 Crores
Monthly AVGAUM : ₹ 2,619.81 Crores

NAV: (as on December 30, 2022)

Direct Plan - Daily IDCW (reinvestment)	₹ 1,005.5000
Direct Plan - Growth Option	₹ 2,651.3559
Direct Plan - Unclaimed Redemption & Dividend Plan - Direct Growth Option	₹ 1,444.2361
Direct Plan - IDCW (payout/reinvestment)	₹ 1,897.6922
Direct Plan - Monthly IDCW (payout/reinvestment)	₹ 1,000.5688
Regular Plan - Daily IDCW (reinvestment)	₹ 1,005.5000
Regular Plan - Growth Option	₹ 2,641.3976
Regular Plan - Monthly IDCW (payout/reinvestment)	₹ 1,000.5655
Regular Plan - Weekly IDCW (payout/reinvestment)	₹ 1,000.5654
Direct Plan - Weekly IDCW (payout/reinvestment)	₹ 1,000.5687

DATE OF ALLOTMENT: January 15, 2002

ASSET ALLOCATION:

Money Market Instruments / call money - 65% to 100% (Risk-Low)
Debt (including securitized debt) - 0% to 35% (Risk-Medium)

MINIMUM INVESTMENT :

₹ 5000 and in multiple of ₹ 1 thereafter

Subsequent purchases: Minimum amount of ₹ 1000 and multiples of ₹ 1 thereafter

SIP: For Any date/monthly frequency - ₹ 1000 and in multiples of ₹ 1 thereafter.

For quarterly frequency - ₹ 2000 and in multiples of ₹ 1 thereafter.

STP: For Daily/Weekly/Monthly frequency - ₹ 1000 and in multiples of ₹ 1 thereafter

For quarterly frequency - ₹ 2000 and in multiples of ₹ 1 thereafter

SWP: For monthly frequency - ₹ 1000 and in multiples of ₹ 1 thereafter

For quarterly frequency - ₹ 2000 and in multiples of ₹ 1 thereafter

PLANS / OPTIONS :

Regular Plan - Daily Reinvestment of Income Distribution cum Capital Withdrawal Option

Regular Plan - Weekly Reinvestment of Income Distribution cum Capital Withdrawal Option

Regular Plan - Weekly Payout of Income Distribution cum Capital Withdrawal Option

Regular Plan - Monthly Reinvestment of Income Distribution cum Capital Withdrawal Option

Regular Plan - Monthly Payout of Income Distribution cum Capital Withdrawal Option

Regular Plan - Growth Option

Direct Plan - Daily Reinvestment of Income Distribution cum Capital Withdrawal Option

Direct Plan - Weekly Reinvestment of Income Distribution cum Capital Withdrawal Option

Direct Plan - Weekly Payout of Income Distribution cum Capital Withdrawal Option

Direct Plan - Monthly Reinvestment of Income Distribution

cum Capital Withdrawal Option

Direct Plan - Monthly Payout of Income Distribution cum Capital Withdrawal Option

Direct Plan - Payout of Income Distribution cum Capital Withdrawal Option

Direct Plan - Growth Option

Direct Plan - Unclaimed Redemption & Dividend Plan - Direct Growth Option

ENTRY LOAD: Nil

EXIT LOAD:

If redeemed on Day 1 - Exit Load is 0.0070%
If redeemed on Day 2 - Exit Load is 0.0065%
If redeemed on Day 3 - Exit Load is 0.0060%
If redeemed on Day 4 - Exit Load is 0.0055%
If redeemed on Day 5 - Exit Load is 0.0050%
If redeemed on Day 6 - Exit Load is 0.0045%
If redeemed on or after Day 7 - Exit Load is Nil

EXPENSE RATIO[^]:

Regular Plan : 0.18%
Direct Plan : 0.12%

BENCHMARK: CRISIL Liquid Fund AI Index

FUND MANAGER: 1) Mr. Kunal Jain 2) Mr. Avnish Jain

TOTAL EXPERIENCE: 1) 14 Years 2) 27 Years

MANAGING THIS FUND: 1) Since 18-July-22
2) Since 01-April-22

PRODUCT POSITIONING

Canara Robeco Liquid Fund is an open ended debt scheme investing in only short-term money market instruments with a residual maturity upto 91 days. The fund aims to provide liquidity at all the time. The fund is suitable for investments with very short term horizon & to park surplus money.

QUANTITATIVE INFORMATION^{##}

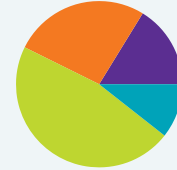
Annualised Portfolio YTM	6.60%
Modified Duration	0.09 Years
Residual Maturity	0.10 Years
Macaulay Duration	0.10 Years

PORTFOLIO (as on December 30, 2022)

Name of the Instruments	Rating	% to NAV
Money Market Instruments		46.66
Axis Bank Ltd	A1+(CRISIL)	5.84
Bank of Baroda	A1+(IND)	5.84
Indian Bank	A1+(CRISIL)	3.90
National Bank For Agriculture & Rural Development	A1+(CRISIL)	3.89
Reliance Retail Ventures Ltd	A1+(CRISIL)	3.87
Tata Capital Financial Services Ltd	A1+(CRISIL)	2.90
Indian Bank	A1+(CRISIL)	1.95
L&T Finance Ltd	A1+(CRISIL)	1.95
Housing Development Finance Corporation Ltd	A1+(ICRA)	1.95
ICICI Securities Ltd	A1+(ICRA)	1.95
Axis Bank Ltd	A1+(CRISIL)	1.94
Indian Bank	A1+(CRISIL)	1.94
Export-Import Bank Of India	A1+(CRISIL)	1.94
Reliance Retail Ventures Ltd	A1+(CRISIL)	1.94
Hindustan Petroleum Corporation Ltd	A1+(CRISIL)	0.98
HDFC Bank Ltd	A1+(CARE)	0.97
HDFC Bank Ltd	A1+(CARE)	0.97
National Bank For Agriculture & Rural Development	A1+(IND)	0.97
LIC Housing Finance Ltd	A1+(CRISIL)	0.97
Debt Instruments		26.47
L&T Finance Ltd	AAA(CRISIL)	3.93
LIC Housing Finance Ltd	AAA(CRISIL)	3.92
SBI Cards and Payment Services Ltd	AAA(CRISIL)	3.92
Bajaj Finance Ltd	AAA(CRISIL)	3.92
Housing Development Finance Corporation Ltd	AAA(CRISIL)	3.72
Reliance Industries Ltd	AAA(CRISIL)	2.74
Nuclear Power Corporation of India Ltd	AAA(CRISIL)	1.97
Grasim Industries Ltd	AAA(CRISIL)	1.96
HDB Financial Services Ltd	AAA(CRISIL)	0.39
Tri - party repo		14.56
Treasury Bills		10.55
Other Current Assets		1.76
Grand Total (Net Asset)		100.00

RATING PROFILE

(% to net assets)



Tri-party repo/REPO/ Reverse Repo & Net Current Assets	16.31%
AAA & Equivalent	26.47%
A1+ & Equivalent	46.66%
Treasury Bills/Sovereign	10.55%

ASSET ALLOCATION

(% to net assets)



Tri-party repo/REPO/ Reverse Repo & Net Current Assets	16.31%
Certificate Of Deposit	28.21%
Commercial Paper	18.44%
NCDs/Bonds	26.47%
Treasury Bills/ Sovereign	10.55%

MATURITY PROFILE

% Allocation

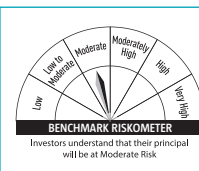
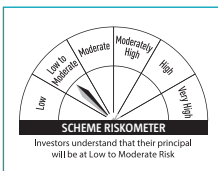
Net Current Assets	1.76%
0 to 3 Months	98.24%

CANARA ROBECO ULTRA SHORT TERM FUND (CRUSTF)

(as on December 30, 2022)

This product is suitable for investors who are seeking*:

- Income/ Capital appreciation over ultra-short term through a low risk strategy
- Investment in a mix of Debt and Money Market instruments such that the Macaulay duration of the portfolio is between 3 months and 6 months



POTENTIAL RISK CLASS (PRC) MATRIX			
Relatively Low Interest Rate Risk and Moderate Credit Risk			
Credit Risk Interest Rate Risk	Potential Risk Class		
	Relatively Low (Class A)	Moderate (Class B)	Relatively High (Class C)
Relatively Low (Class I)		B-I	
Moderate (Class II)			
Relatively High (Class III)			

*Investors should consult their financial advisers if in doubt about whether the product is suitable for them.

FUND INFORMATION

CATEGORY/TYPE : Ultra Short Duration Fund - An open ended ultra-short term debt scheme investing in debt & money market instruments such that the Macaulay duration of the portfolio is between 3 months and 6 months. A relatively low interest rate risk and moderate credit risk.

SCHEME OBJECTIVE:

To generate returns by investing in a wide range of debt securities and money market instruments of various maturities and risk profile. However, there is no assurance that the objective of the Fund will be realised.

Monthend AUM* : ₹ 611.72 Crores

Monthly AVG AUM : ₹ 591.76 Crores

NAV: (as on December 30, 2022)

Direct Plan - Daily IDCW (reinvestment) ₹ 1,240.7100

Direct Plan - Growth Option ₹ 3,387.9323

Direct Plan - IDCW (payout/reinvestment) ₹ 1,939.2565

Direct Plan -

Monthly IDCW (payout/reinvestment) ₹ 1,000.5752

Regular Plan - IDCW (payout) ₹ 1,326.5859

Regular Plan - Daily IDCW (reinvestment) ₹ 1,240.7100

Regular Plan - Growth Option ₹ 3,229.1464

Regular Plan -

Monthly IDCW (payout/reinvestment) ₹ 1,000.5442

Regular Plan -

Weekly IDCW (payout/reinvestment) ₹ 1,241.3851

Direct Plan -

Weekly IDCW (payout/reinvestment) ₹ 1,241.4225

DATE OF ALLOTMENT: September 16, 2003

ASSET ALLOCATION:

Debt and Money Market instruments- 0% to 100% (Risk-Low to Medium)

Reits / Invts- 0% to 10% (Risk- Medium to High)

MINIMUM INVESTMENT :

₹ 500 and in multiples of ₹ 1 thereafter.

Subsequent purchases:

Minimum amount of ₹ 500 and multiples of ₹ 1 thereafter.

SIP: For Any date/monthly frequency – ₹ 500 and in multiples of ₹ 1 thereafter

For quarterly frequency – ₹ 500 and in multiples of ₹ 1 thereafter

STP: The minimum amount for STP will be subject to the minimum investment amount as detailed in switch-in scheme

SWP: ₹ 100 and in multiples of ₹ 1 thereafter

PLANS / OPTIONS :

Regular Plan - Daily Reinvestment of Income Distribution cum Capital Withdrawal Option

Regular Plan - Weekly Reinvestment of Income Distribution cum Capital Withdrawal Option

Regular Plan - Weekly Payout of Income Distribution cum Capital Withdrawal Option

Regular Plan - Monthly Reinvestment of Income Distribution cum Capital Withdrawal Option

Regular Plan - Monthly Payout of Income Distribution cum Capital Withdrawal Option

Regular Plan - Payout of Income Distribution cum Capital Withdrawal Option

Regular Plan - Growth Option

Direct Plan - Daily Reinvestment of Income Distribution cum Capital Withdrawal Option

Direct Plan - Weekly Reinvestment of Income Distribution cum Capital Withdrawal Option

Direct Plan - Weekly Payout of Income Distribution cum Capital Withdrawal Option

Direct Plan - Monthly Reinvestment of Income Distribution

cum Capital Withdrawal Option

Direct Plan - Monthly Payout of Income Distribution cum Capital Withdrawal Option

Direct Plan - Payout of Income Distribution cum Capital Withdrawal Option

Direct Plan - Growth Option

ENTRY LOAD: Nil

EXIT LOAD: Nil

EXPENSE RATIO**:

Regular Plan : 0.95%

Direct Plan : 0.40%

BENCHMARK: CRISIL Ultra Short Duration Fund BI Index

FUND MANAGER: 1) Ms. Suman Prasad

2) Mr. Avnish Jain

TOTAL EXPERIENCE:

1) 24 Years

2) 27 Years

MANAGING THIS FUND:

1) Since 12-April-11

2) Since 01-April-22

PRODUCT POSITIONING

Canara Robeco Ultra Short Term Fund is an open ended ultra-short term debt scheme which seeks to provide consistent income and liquidity through investments made primarily in money market and debt securities following a low risk strategy. The portfolio duration of the fund tends to be slightly higher than a liquid fund but investments are made in debt instruments in a way that the Macaulay duration of the portfolio is between 3 months and 6 months.

QUANTITATIVE INFORMATION**

Annualised Portfolio YTM 7.00%

Modified Duration 0.34 Years

Residual Maturity 0.36 Years

Macaulay Duration 0.36 Years

PORTFOLIO (as on December 30, 2022)

Name of the Instruments

Money Market Instruments

Small Industries Development Bank of India

HDFC Bank Ltd

Kotak Mahindra Bank Ltd

HDFC Bank Ltd

Export-Import Bank Of India

State Bank Of India

Housing Development Finance Corporation Ltd

Bank of Baroda

Axis Bank Ltd

ICICI Bank Ltd

ICICI Bank Ltd

Debt Instruments

Kotak Mahindra Prime Ltd

NTPC Ltd

REC Ltd

Bajaj Finance Ltd

Reliance Industries Ltd

Power Finance Corporation Ltd

National Bank For Agriculture & Rural Development

LIC Housing Finance Ltd

Housing Development Finance Corporation Ltd

Sundaram Finance Ltd

Larsen & Toubro Ltd

Government Securities

8.21% RAJASTHAN SDL UDAY 31-MAR-23

Treasury Bills

Tri - party repo

Other Current Assets

Grand Total (Net Asset)

RATING PROFILE

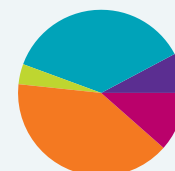
(% to net assets)



Tri-party repo/REPO/ Reverse Repo & Net Current Assets	7.67%
AAA & Equivalent	40.13%
A1+ & Equivalent	40.73%
Treasury Bills/Sovereign	11.47%

ASSET ALLOCATION

(% to net assets)



Tri-party repo/REPO/ Reverse Repo & Net Current Assets	7.67%
Certificate Of Deposit	36.83%
Commercial Paper	3.90%
NCDs/Bonds	40.13%
Treasury Bills/ Sovereign	11.47%

MATURITY PROFILE

% Allocation

Net Current Assets	1.81%
0 to 3 Months	41.05%
3 to 6 Months	28.40%
6 to 12 Months	28.73%

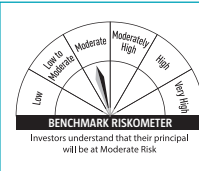
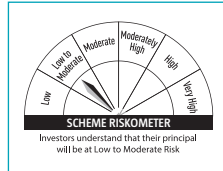
*Source ICRA MFI Explorer ● # Monthend AUM / Quantitative Information as on 31.12.2022 ● ^The expense ratios mentioned for the schemes includes GST on investment management fees. ● Please refer page no. 43 for disclaimers. .

CANARA ROBECO SAVINGS FUND (CRSF)

(as on December 30, 2022)

This product is suitable for investors who are seeking*:

- Income / Capital appreciation through a low duration strategy
- Investment in debt & money market instruments such that the Macaulay duration of the portfolio is between 6 months and 12 months



POTENTIAL RISK CLASS (PRC) MATRIX			
Relatively Low Interest Rate Risk and		Moderate Credit Risk	
Potential Risk Class			
Credit Risk Interest Rate Risk	Relatively Low (Class A)	Moderate (Class B)	Relatively High (Class C)
Relatively Low (Class I)		B-I	
Moderate (Class II)			
Relatively High (Class III)			

*Investors should consult their financial advisers if in doubt about whether the product is suitable for them.

FUND INFORMATION

CATEGORY/TYPE : Low Duration Fund - An open-ended low duration debt scheme investing in debt & money market instruments such that the Macaulay duration of the portfolio is between 6 months and 12 months. A relatively low interest rate risk and moderate credit risk.

SCHEME OBJECTIVE: To generate income / capital appreciation by investing in a portfolio comprising of low duration debt instruments and money market instruments. However, there can be no assurance that the investment objective of the scheme will be realized.

Monthend AUM* : ₹ 1,049.60 Crores
Monthly AVGAUM : ₹ 1,038.75 Crores

NAV : (as on December 30, 2022)

Regular Plan - Daily IDCW (reinvestment)	₹ 10.2600
Direct Plan - Daily IDCW (reinvestment)	₹ 10.2600
Direct Plan - Growth Option	₹ 36.0109
Regular Plan - Growth Option	₹ 35.2949
Regular Plan - IDCW (payout/reinvestment)	₹ 31.6156
Direct Plan - IDCW (payout/reinvestment)	₹ 32.2130
Direct Plan - Monthly IDCW (payout/reinvestment)	₹ 10.2658
Regular Plan - Monthly IDCW (payout/reinvestment)	₹ 10.2656
Regular Plan - Weekly IDCW (payout/reinvestment)	₹ 10.2656
Direct Plan - Weekly IDCW (payout/reinvestment)	₹ 10.2657

DATE OF ALLOTMENT : March 4, 2005

ASSET ALLOCATION: Debt & Money Market Instruments- 0% to 100% (Risk- Low to Medium)
Reits/Invts- 0% to 10% (Risk- Medium to High)

MINIMUM INVESTMENT :

₹ 5000 and in multiples of ₹ 1 thereafter

Subsequent purchases: Minimum amount of ₹ 1000 and multiples of ₹ 1 thereafter **SIP:** For Any date/monthly frequency - ₹ 1000 and in multiples of ₹ 1 thereafter

For quarterly frequency - ₹ 2000 and in multiples of ₹ 1 thereafter **STP:** For Daily/Weekly/Monthly frequency - ₹ 1000 and in multiples of ₹ 1 thereafter

For quarterly frequency - ₹ 2000 and in multiples of ₹ 1 thereafter **SWP:** For monthly frequency - ₹ 1000 and in multiples of ₹ 1 thereafter

For quarterly frequency - ₹ 2000 and in multiples of ₹ 1 thereafter

PLANS / OPTIONS : Regular Plan - Reinvestment of Income Distribution cum Capital Withdrawal Option

Regular Plan - Payout of Income Distribution cum Capital Withdrawal Option

Regular Plan - Daily Reinvestment of Income Distribution cum Capital Withdrawal Option

Regular Plan - Weekly Payout of Income Distribution cum Capital Withdrawal Option

Regular Plan - Weekly Reinvestment of Income Distribution cum Capital Withdrawal Option

Regular Plan - Monthly Payout of Income Distribution cum Capital Withdrawal Option

Regular Plan - Monthly Reinvestment of Income Distribution cum Capital Withdrawal Option

Regular Plan - Growth Option

Direct Plan - Reinvestment of Income Distribution cum Capital Withdrawal Option

Direct Plan - Payout of Income Distribution cum Capital Withdrawal Option

Direct Plan - Daily Reinvestment of Income Distribution cum Capital Withdrawal Option

Direct Plan - Weekly Payout of Income Distribution cum Capital Withdrawal Option

Direct Plan - Weekly Reinvestment of Income Distribution cum Capital Withdrawal Option

Direct Plan - Monthly Payout of Income Distribution cum Capital Withdrawal Option

Direct Plan - Monthly Reinvestment of Income Distribution cum Capital Withdrawal Option

Direct Plan - Growth Option

ENTRY LOAD: Nil

EXIT LOAD: Nil

EXPENSE RATIO[^]: Regular Plan: 0.59% Direct Plan : 0.33%

BENCHMARK: CRISIL Low Duration Fund BI Index

FUND MANAGER: 1) Mr. Kunal Jain
2) Mr. Avnish Jain

TOTAL EXPERIENCE: 1) 14 Years 2) 27 Years

MANAGING THIS FUND: 1) Since 18-July-22
2) Since 01-April-22

PRODUCT POSITIONING

Canara Robeco Savings Fund an open-ended low duration debt scheme aiming at primarily generating accrual income from investments in money market and debt securities. The Scheme is ideally suited for investors looking at a comparatively lower risk strategy short term debt fund with a Macaulay duration between 6 months and 12 months.

QUANTITATIVE INFORMATIONSM

Annualised Portfolio YTM	7.37%
Modified Duration	0.73 Years
Residual Maturity	1.34 Years
Macaulay Duration	0.77 Years

MATURITY PROFILE

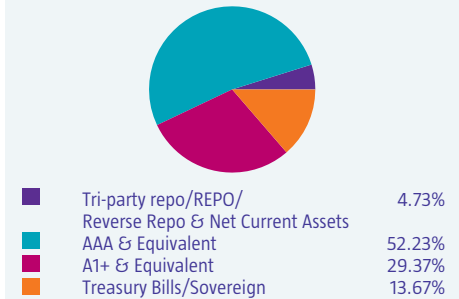
	% Allocation
Net Current Assets	1.27%
0 to 3 Months	10.63%
3 to 6 Months	22.82%
6 to 12 Months	40.22%
1-2 years	12.23%
Greater than 2 years	12.83%

PORTFOLIO (as on December 30, 2022)

Name of the Instruments	Rating	% to NAV
Money Market Instruments		
ICICI Bank Ltd	A1+(ICRA)	6.73
HDFC Bank Ltd	A1+(CARE)	4.46
HDFC Bank Ltd	A1+(CARE)	2.29
Axis Bank Ltd	A1+(CRISIL)	2.28
Kotak Mahindra Bank Ltd	A1+(CRISIL)	2.28
Kotak Mahindra Bank Ltd	A1+(CRISIL)	2.28
Small Industries Development Bank of India	A1+(CARE)	2.28
Export-Import Bank Of India	A1+(CRISIL)	2.28
Bank of Baroda	A1+(IND)	2.25
Axis Bank Ltd	A1+(CRISIL)	2.24
Debt Instruments		
NTPC Ltd	AAA(CRISIL)	7.16
National Housing Bank	AAA(CRISIL)	5.71
Larsen & Toubro Ltd	AAA(CRISIL)	4.78
HDB Financial Services Ltd	AAA(CRISIL)	4.61
Housing Development Finance Corporation Ltd	AAA(CRISIL)	3.78
LIC Housing Finance Ltd	AAA(CRISIL)	2.87
HDB Financial Services Ltd	AAA(CARE)	2.40
Kotak Mahindra Prime Ltd	AAA(CRISIL)	2.40
Housing Development Finance Corporation Ltd	AAA(CRISIL)	2.40
Grasim Industries Ltd	AAA(CRISIL)	2.39
Bajaj Housing Finance Ltd	AAA(CRISIL)	2.37
Power Finance Corporation Ltd	AAA(CRISIL)	2.36
Bajaj Housing Finance Ltd	AAA(CRISIL)	2.35
LIC Housing Finance Ltd	AAA(CARE)	1.88
LIC Housing Finance Ltd	AAA(CRISIL)	1.44
Small Industries Development Bank Of India	AAA(ICRA)	1.40
Bajaj Finance Ltd	AAA(CRISIL)	0.98
Bajaj Finance Ltd	AAA(CRISIL)	0.96
Government Securities		
GOI FRB 30-OCT-34	Sovereign	4.68
0.00% GOI 16-JUN-23	Sovereign	2.84
7.75% TAMIL NADU SDL UDAY 22-FEB-23	Sovereign	1.92
Treasury Bills		4.24
Tri - party repo		3.46
Other Current Assets		1.27
Grand Total (Net Asset)		100.00

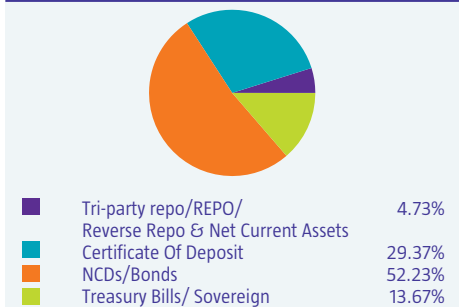
RATING PROFILE

(% to net assets)



ASSET ALLOCATION

(% to net assets)

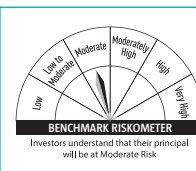
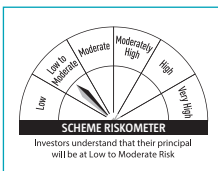


CANARA ROBECO SHORT DURATION FUND (CRSDF)

(as on December 30, 2022)

This product is suitable for investors who are seeking*:

- Income / capital appreciation over short term
- Investment in debt & money market instruments such that the Macaulay duration of the portfolio is between 1 year and 3 years



POTENTIAL RISK CLASS (PRC) MATRIX			
Relatively Moderate Interest Rate Risk and Moderate Credit Risk			
Credit Risk Interest Rate Risk	Potential Risk Class		
	Relatively Low (Class A)	Moderate (Class B)	Relatively High (Class C)
Relatively Low (Class I)			
Moderate (Class II)		B-II	
Relatively High (Class III)			

*Investors should consult their financial advisers if in doubt about whether the product is suitable for them.

FUND INFORMATION

CATEGORY/TYPE: Short Duration Fund - An open ended short term debt scheme investing in debt & money market instruments such that the Macaulay duration of the portfolio is between 1 year and 3 years. A moderate interest rate risk and moderate credit risk.

SCHEME OBJECTIVE : To generate returns by investing in a wide range of debt securities and money market instruments of various maturities and risk profile. However, there is no assurance that the objective of the Fund will be realised.

Monthend AUM[#] : ₹ 549.37 Crores
Monthly AVG AUM : ₹ 553.23 Crores

NAV: (as on December 30, 2022)

Direct Plan - Growth Option	₹	23.0027
Regular Plan - Growth Option	₹	21.4046
Direct Plan - Monthly IDCW (payout/reinvestment)	₹	16.7514
Regular Plan - Monthly IDCW (payout/reinvestment)	₹	14.9541
Regular Plan - Quarterly IDCW (payout/reinvestment)	₹	14.8537
Direct Plan - Quarterly IDCW (payout/reinvestment)	₹	16.2704

DATE OF ALLOTMENT : 25 April, 2011

ASSET ALLOCATION : Debt and Money Market instruments- 0% to 100% (Risk- Low to Medium)
Reits / Invs- 0% to 10% (Risk- Medium to High)

MINIMUM INVESTMENT :

₹ 5000 and in multiples of ₹1 thereafter

Subsequent purchases: Minimum amount of ₹ 1000 and multiples of ₹ 1 thereafter **SIP:** For Any date/monthly frequency - ₹1000 and in multiples of ₹ 1 thereafter For quarterly frequency - ₹ 2000 and in multiples of ₹ 1 thereafter **STP:** For Daily/Weekly/Monthly frequency - ₹ 1000 and in multiples of ₹ 1 thereafter

For quarterly frequency - ₹ 2000 and in multiples of ₹ 1 thereafter **SWP:** For monthly frequency - ₹ 1000 and in multiples of ₹ 1 thereafter For quarterly frequency - ₹ 2000 and in multiples of ₹ 1 thereafter

PLANS/OPTIONS : Regular Plan - Monthly Payout of Income Distribution cum Capital Withdrawal Option

Regular Plan - Monthly Reinvestment of Income Distribution cum Capital Withdrawal Option

Regular Plan - Quarterly Payout of Income Distribution cum Capital Withdrawal Option

Regular Plan - Quarterly Reinvestment of Income Distribution cum Capital Withdrawal Option

Direct Plan - Monthly Payout of Income Distribution cum Capital Withdrawal Option

Direct Plan - Monthly Reinvestment of Income Distribution cum Capital Withdrawal Option

Direct Plan - Quarterly Payout of Income Distribution cum Capital Withdrawal Option

Direct Plan - Quarterly Reinvestment of Income Distribution cum Capital Withdrawal Option

Direct Plan - Growth Option

ENTRY LOAD: Nil

EXIT LOAD: Nil

EXPENSE RATIO[^]:

Regular Plan	:	1.02%
Direct Plan	:	0.38%

BENCHMARK: CRISIL Short Duration Fund BII Index

FUND MANAGER: 1) Ms. Suman Prasad
2) Mr. Avnish Jain

TOTAL EXPERIENCE : 1) 24 Years
2) 27 Years

MANAGING THIS FUND :

- Since 16-Sep-12
- Since 18-July-22

PRODUCT POSITIONING

Canara Robeco Short Duration Fund is suitable for investors having short to medium term investment horizon with low volatility. The fund aim to generate income predominantly from accrual yields on high quality Money Market Instruments, while an active trading strategy is followed for generating Alpha.

QUANTITATIVE INFORMATION^{§§}

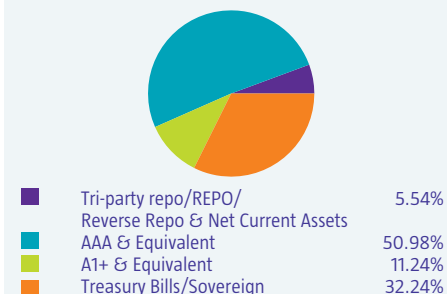
Annualised Portfolio YTM	7.38%
Modified Duration	1.49 Years
Residual Maturity	1.69 Years
Macaulay Duration	1.58 Years

MATURITY PROFILE

	% Allocation
Net Current Assets	1.74%
0 to 3 Months	3.80%
6 to 12 Months	28.14%
1-2 years	35.22%
Greater than 2 years	31.11%

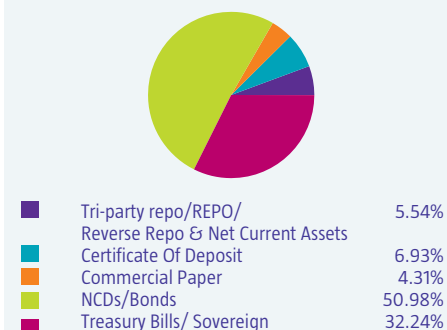
RATING PROFILE

(% to net assets)



ASSET ALLOCATION

(% to net assets)



PORTFOLIO (as on December 30, 2022)

Name of the Instruments	RATING	% to NAV
Money Market Instruments		11.24
Kotak Mahindra Bank Ltd	A1+(CRISIL)	4.33
Reliance Jio Infocomm Ltd	A1+(CARE)	4.31
ICICI Bank Ltd	A1+(ICRA)	2.60
Debt Instruments		50.99
Housing Development Finance Corporation Ltd	AAA(CRISIL)	7.30
National Housing Bank	AAA(CRISIL)	4.49
Bajaj Housing Finance Ltd	AAA(CRISIL)	4.46
Kotak Mahindra Prime Ltd	AAA(CRISIL)	4.44
Ultratech Cement Ltd	AAA(CRISIL)	4.43
Bajaj Finance Ltd	AAA(CRISIL)	4.42
National Bank For Agriculture & Rural Development	AAA(CRISIL)	4.36
Power Finance Corporation Ltd	AAA(CRISIL)	3.61
Small Industries Development Bank Of India	AAA(ICRA)	3.55
LIC Housing Finance Ltd	AAA(CRISIL)	2.73
LIC Housing Finance Ltd	AAA(CRISIL)	2.71
HDB Financial Services Ltd	AAA(CRISIL)	2.67
Power Finance Corporation Ltd	AAA(CRISIL)	1.82
Government Securities		32.25
5.63% GOI 12-APR-26	Sovereign	8.71
5.22% GOI 15-JUN-25	Sovereign	6.12
7.32% GOI 28-JAN-24	Sovereign	4.57
6.69% GOI 27-JUN-24	Sovereign	4.53
7.59% GOI 11-JAN-26	Sovereign	3.69
7.38% GOI 20-JUN-27	Sovereign	3.66
7.58% TAMIL NADU SDL 24-AUG-26	Sovereign	0.92
7.86% KARNATAKA SDL 15-MAR-27	Sovereign	0.05
Tri - party repo		3.80
Other Current Assets		1.72
Grand Total (Net Asset)		100.00

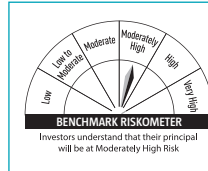
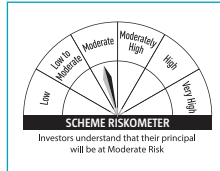
[§]Source ICRA MFI Explorer ● # Monthend AUM / Quantitative Information as on 31.12.2022 ● ^The expense ratios mentioned for the schemes includes GST on investment management fees. ● Please refer page no. 43 for disclaimers.

CANARA ROBECO INCOME FUND (CRINC)

(as on December 30, 2022)

This product is suitable for investors who are seeking*:

- Income / Capital appreciation over Medium to Long term
- Investment in debt & money market instruments such that the Macaulay duration of the portfolio is between 4 years and 7 years (Portfolio Macaulay duration under anticipated adverse situation is 1 year to 7 years)



POTENTIAL RISK CLASS (PRC) MATRIX			
Relatively High Interest Rate Risk and Moderate Credit Risk			
Credit Risk Interest Rate Risk	Potential Risk Class		
	Relatively Low (Class A)	Moderate (Class B)	Relatively High (Class C)
Relatively Low (Class I)			
Moderate (Class II)			
Relatively High (Class III)		B-II	

*Investors should consult their financial advisers if in doubt about whether the product is suitable for them.

FUND INFORMATION

CATEGORY/TYPE: Medium To Long Duration Fund - An open ended medium term debt scheme investing in debt & money market instruments such that the Macaulay duration of the portfolio is between 4 years – 7 years. (Portfolio Macaulay duration under anticipated adverse situation is 1 year to 7 years). A relatively high interest rate risk and moderate credit risk.

SCHEME OBJECTIVE:

The Scheme seeks to generate income and capital appreciation through a portfolio constituted of medium to long term debt and money market securities and issuers of different risk profiles. However, there can be no assurance that the investment objective of the scheme will be realized.

Monthend AUM* : ₹ 125.94 Crores

Monthly AVG AUM : ₹ 126.44 Crores

NAV: (as on December 30, 2022)

Direct Plan - Growth Option ₹ 51.2919

Regular Plan - Growth Option ₹ 47.0518

Regular Plan -

Quarterly IDCW (payout/reinvestment) ₹ 14.5888

Direct Plan -

Quarterly IDCW (payout/reinvestment) ₹ 16.1491

DATE OF ALLOTMENT: September 19, 2002

ASSET ALLOCATION:

Debt and Money Market instruments- 0% to 100% (Risk-Low to Medium)

Reits/Invits- 0% to 10% (Risk- Medium to High)

MINIMUM INVESTMENT:

₹ 5000 and in multiples of ₹1 thereafter

Subsequent purchases: Minimum amount of ₹ 1000 and multiples of ₹1 thereafter

SIP: For Any date/monthly frequency – ₹ 1000 and in multiples of ₹1 thereafter

For quarterly frequency – ₹ 2000 and in multiples of ₹ 1 thereafter

STP: For Daily/Weekly/Monthly frequency – ₹ 1000 and in multiples of ₹1 thereafter

For quarterly frequency – ₹ 2000 and in multiples of ₹ 1 thereafter

SWP: For monthly frequency – ₹ 1000 and in multiples of ₹1 thereafter

For quarterly frequency – ₹ 2000 and in multiples of ₹ 1 thereafter

PLANS / OPTIONS : Regular Plan - Quarterly Reinvestment of Income Distribution cum Capital Withdrawal Option

Regular Plan - Quarterly Payout of Income Distribution cum Capital Withdrawal Option

Regular Plan - Growth Option

Direct Plan - Quarterly Reinvestment of Income Distribution cum Capital Withdrawal Option

Direct Plan - Quarterly Payout of Income Distribution cum Capital Withdrawal Option

Direct Plan - Growth Option

ENTRY LOAD: Nil

EXIT LOAD:

1% - if redeemed/switched out within 12 months from the date of allotment

EXPENSE RATIO[^]:

Regular Plan : 1.88%

Direct Plan : 0.75%

BENCHMARK:

CRISIL Medium to Long Duration Fund BIII Index

FUND MANAGER:

1) Mr. Avnish Jain

2) Mr. Kunal Jain

TOTAL EXPERIENCE: 1) 27 Years

2) 14 Years

MANAGING THIS FUND: 1) Since 25-June-14

2) Since 18-July-22

PRODUCT POSITIONING

Canara Robeco Income Fund is an open ended medium term debt scheme investing in debt & money market instruments such that the Macaulay duration of the portfolio is between 4 years – 7 years. However, the Portfolio Macaulay duration under anticipated adverse situation may be between 1 year and 7 years. Fund manager takes an active view of the interest rate movements. Based on the interest rate view, the duration of the portfolio will be decided along with the asset allocation pattern between sovereign & corporate bonds. As majority of the portfolio gets invested in high quality debt papers, which provides consistent accrual income to the portfolio.

QUANTITATIVE INFORMATION^{§§}

Annualised Portfolio YTM 7.30%

Modified Duration 4.79 Years

Residual Maturity 7.39 Years

Macaulay Duration 4.96 Years

MATURITY PROFILE

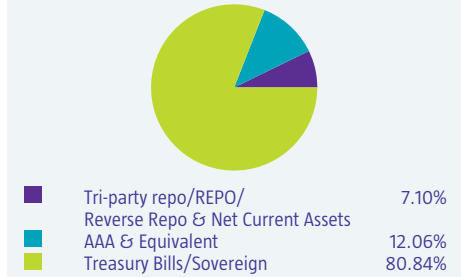
	% Allocation
Net Current Assets	1.52%
0 to 3 Months	5.58%
3 to 6 Months	3.98%
1-2 years	4.01%
Greater than 2 years	84.90%

PORTFOLIO (as on December 30, 2022)

Name of the Instruments	Rating	% to NAV
Debt Instruments		12.06
Power Finance Corporation Ltd	AAA(CRISIL)	4.07
LIC Housing Finance Ltd	AAA(CRISIL)	4.01
Power Grid Corporation of India Ltd	AAA(CRISIL)	3.98
Government Securities		80.84
7.54% GOI 23-MAY-36	Sovereign	16.02
7.26% GOI 22-AUG-32	Sovereign	13.83
7.10% GOI 18-APR-29	Sovereign	11.78
7.38% GOI 20-JUN-27	Sovereign	7.99
7.41% GOI 19-DEC-36	Sovereign	7.93
5.74% GOI 15-NOV-26	Sovereign	7.56
7.27% GOI 08-APR-26	Sovereign	3.98
6.79% GOI 15-MAY-27	Sovereign	3.91
GOI FRB 30-OCT-34	Sovereign	3.88
6.67% GOI 15-DEC-35	Sovereign	3.73
8.47% MAHARASHTRA SDL 10-FEB-26	Sovereign	0.23
Tri - party repo		5.58
Other Current Assets		1.52
Grand Total (Net Asset)		100.00

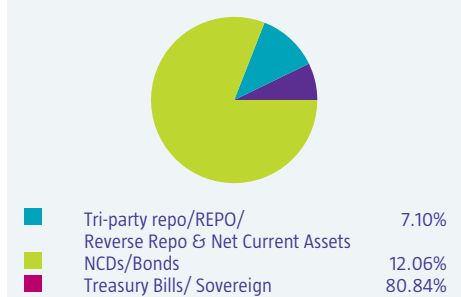
RATING PROFILE

(% to net assets)



ASSET ALLOCATION

(% to net assets)

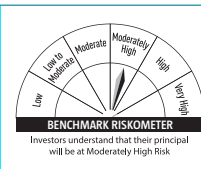
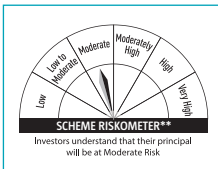


CANARA ROBECO DYNAMIC BOND FUND (CRDBF)

(as on December 30, 2022)

This product is suitable for investors who are seeking*:

- Income/ Capital appreciation by dynamically managing duration
- Investment in Debt and Money Market securities across duration



POTENTIAL RISK CLASS (PRC) MATRIX			
Relatively High Interest Rate Risk and Moderate Credit Risk			
Credit Risk	Potential Risk Class		
	Relatively Low (Class A)	Moderate (Class B)	Relatively High (Class C)
Relatively Low (Class I)			
Moderate (Class II)			
Relatively High (Class III)		B-II	

*Investors should consult their financial advisers if in doubt about whether the product is suitable for them.

FUND INFORMATION

CATEGORY/TYPE: Dynamic Bond - An open ended dynamic debt scheme investing across duration. A relatively high interest rate risk and moderate credit risk.

SCHEME OBJECTIVE:

The objective of the fund is to seek to generate income from a portfolio of debt and money market securities. However, there can be no assurance that the investment objective of the scheme will be realized and the Fund does not assure or guarantee any returns.

Monthend AUM[#] : ₹ 116.47 Crores

Monthly AVG AUM : ₹ 117.25 Crores

NAV: (as on December 30, 2022)

Direct Plan - Growth Option ₹ 26.7571

Direct Plan - IDCW (payout/reinvestment) ₹ 14.7202

Regular Plan - Growth Option ₹ 24.9288

Regular Plan - IDCW (payout/reinvestment) ₹ 13.5508

DATE OF ALLOTMENT: May 29, 2009

ASSET ALLOCATION:

Government of India & Corporate Debt Securities (including Securitised Debt)* - 0% to 100% (Risk- Low to Medium)

Money Market Instruments - 0% to 100% (Risk-Low)

* Excluding Debt/GOI Securities with initial maturity of less than one year and Treasury bills

MINIMUM INVESTMENT :

₹ 5000 and in multiples of ₹ 1 thereafter

Subsequent purchases: Minimum amount of ₹ 1000 and multiples of ₹ 1 thereafter

SIP: For Any date/monthly frequency – ₹ 1000 and in multiples of ₹ 1 thereafter

For quarterly frequency – ₹ 2000 and in multiples of ₹ 1 thereafter

STP: For Daily/Weekly/Monthly frequency – ₹ 1000 and in multiples of ₹ 1 thereafter

For quarterly frequency – ₹ 2000 and in multiples of ₹ 1 thereafter

SWP: For monthly frequency – ₹ 1000 and in multiples of ₹ 1 thereafter

For quarterly frequency – ₹ 2000 and in multiples of ₹ 1 thereafter

PLANS / OPTIONS :

Regular Plan - Reinvestment of Income Distribution cum Capital Withdrawal Option

Regular Plan - Payout of Income Distribution cum Capital Withdrawal Option

Regular Plan - Growth Option

Direct Plan - Reinvestment of Income Distribution cum Capital Withdrawal Option

Direct Plan - Payout of Income Distribution cum Capital Withdrawal Option

Direct Plan - Growth Option

ENTRY LOAD: Nil

EXIT LOAD:

-if redeemed / switched out within six months from the date of allotment: 0.50%

-if redeemed / switched out after six months from the date of allotment: Nil

EXPENSE RATIO[^]:

Regular Plan : 1.75%

Direct Plan : 0.66%

BENCHMARK: CRISIL Dynamic Bond Fund BIII Index

FUND MANAGER: 1) Mr. Kunal Jain

2) Mr. Avnish Jain

TOTAL EXPERIENCE:

1) 14 Years

2) 27 Years

MANAGING THIS FUND:

1) Since 18-July-22

2) Since 01-April-22

PRODUCT POSITIONING

Canara Robeco Dynamic Bond Fund intends to invest and trade in G-secs and Corporate Debt by identifying mispriced opportunities & capturing volatility trends. The fund aims at generating Alpha through free-style duration management depending on the interest rate view. At the same time it endeavours to capture accruals in the form of portfolio running yields on high-quality debt instruments.

QUANTITATIVE INFORMATION^{5#}

Annualised Portfolio YTM 7.14%

Modified Duration 4.65 Years

Residual Maturity 6.81 Years

Macaulay Duration 4.82 Years

MATURITY PROFILE

% Allocation

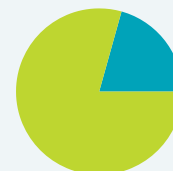
Net Current Assets 1.42%

0 to 3 Months 19.35%

Greater than 2 years 79.23%

RATING PROFILE

(% to net assets)

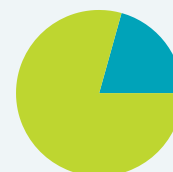


Tri-party repo/REPO/ Reverse Repo & Net Current Assets 20.77%

Treasury Bills/Sovereign 79.23%

ASSET ALLOCATION

(% to net assets)



Tri-party repo/REPO/ Reverse Repo & Net Current Assets 20.77%

Treasury Bills/Sovereign 79.23%

PORTFOLIO (as on December 30, 2022)

Name of the Instruments	Rating	% to NAV
Government Securities		79.23
7.26% GOI 22-AUG-32	Sovereign	22.14
7.41% GOI 19-DEC-36	Sovereign	12.86
7.54% GOI 23-MAY-36	Sovereign	12.32
7.38% GOI 20-JUN-27	Sovereign	10.79
5.74% GOI 15-NOV-26	Sovereign	8.17
7.59% GOI 11-JAN-26	Sovereign	4.35
7.27% GOI 08-APR-26	Sovereign	4.30
5.63% GOI 12-APR-26	Sovereign	4.11
6.68% GOI 17-SEP-31	Sovereign	0.19
Tri - party repo		19.35
Other Current Assets		1.42
Grand Total (Net Asset)		100.00

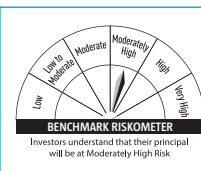
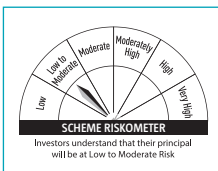
⁵Source ICRA MFI Explorer ● # Monthend AUM / Quantitative Information as on 31.12.2022 ● ^The expense ratios mentioned for the schemes includes GST on investment management fees. ● Please refer page no. 43 for disclaimers. ●**Please refer notice cum addendum no.41 dated December 05, 2022 for change in riskometer for CRDBF.

CANARA ROBECO CORPORATE BOND FUND (CRCBF)

(as on December 30, 2022)

This product is suitable for investors who are seeking*:

- Income / capital appreciation through a low credit risk strategy
- Investment in a portfolio constituted predominantly of AA+ and above rated corporate bonds



POTENTIAL RISK CLASS (PRC) MATRIX			
Relatively High Interest Rate Risk and Moderate Credit Risk			
Credit Risk Interest Rate Risk	Potential Risk Class		
	Relatively Low (Class A)	Moderate (Class B)	Relatively High (Class C)
Relatively Low (Class I)			
Moderate (Class II)			
Relatively High (Class III)		B-II	

*Investors should consult their financial advisers if in doubt about whether the product is suitable for them.

FUND INFORMATION

CATEGORY/TYPE : Corporate Bond Fund - An open ended debt scheme predominantly investing in AA+ and above rated corporate bonds. A relatively high interest rate risk and moderate credit risk.

SCHEME OBJECTIVE : The Scheme seeks to generate income and capital appreciation through a portfolio constituted predominantly of AA+ and above rated Corporate Debt across maturities. However, there can be no assurance that the investment objective of the scheme will be realized

Monthend AUM* : ₹ 195.56 Crores

Monthly AVG AUM : ₹ 196.34 Crores

NAV: (as on December 30, 2022)

Direct Plan - Growth Option	₹ 19.3544
Regular Plan - Growth Option	₹ 18.3549
Regular Plan - IDCW (payout/reinvestment)	₹ 11.3951
Direct Plan - IDCW (payout/reinvestment)	₹ 12.0170

DATE OF ALLOTMENT : 7th February, 2014

ASSET ALLOCATION :

AA+ and above rated Corporate Debt of varying maturities - 80% to 100% (Risk- Low to Medium)
Other Debt (including government securities) and Money Market Instruments - 0% to 20% (Risk- Low to Medium)
Reits/Invits - 0% to 10% (Risk- Medium to High)

MINIMUM INVESTMENT:

₹ 5000 and in multiples of ₹1 thereafter

Subsequent purchases: Minimum amount of ₹ 1000 and multiples of ₹1 thereafter

SIP: For Any date/monthly frequency – ₹ 1000 and in multiples of ₹1 thereafter

For quarterly frequency – ₹ 2000 and in multiples of ₹ 1 thereafter

STP: For Daily/Weekly/Monthly frequency – ₹ 1000 and in multiples of ₹1 thereafter

For quarterly frequency – ₹ 2000 and in multiples of ₹ 1 thereafter

SWP: For monthly frequency – ₹ 1000 and in multiples of ₹ 1 thereafter

For quarterly frequency – ₹ 2000 and in multiples of ₹ 1 thereafter

PLANS / OPTIONS :

Regular Plan - Reinvestment of Income Distribution cum Capital Withdrawal Option

Regular Plan - Payout of Income Distribution cum Capital Withdrawal Option

Regular Plan - Growth Option

Direct Plan - Reinvestment of Income Distribution cum Capital Withdrawal Option

Direct Plan - Payout of Income Distribution cum Capital Withdrawal Option

Direct Plan - Growth Option

ENTRY LOAD:

EXIT LOAD:
If redeemed/switched-out within 90 Days from the date of allotment: 0.50%

If redeemed/switched-out after 90 Days from the date of allotment: Nil

EXPENSE RATIO[^]:

Regular Plan	: 1.03%
Direct Plan	: 0.30%

BENCHMARK : CRISIL Corporate Bond Fund BIII Index

FUND MANAGER:
1) Mr. Avnish Jain
2) Ms. Suman Prasad

TOTAL EXPERIENCE:

- 27 Years
- 24 Years

MANAGING THIS FUND:

- Since 7-Feb-14
- Since 18-July-22

PRODUCT POSITIONING

Canara Robeco Corporate Bond Fund endeavours to generate accrual income by investing in High quality debt papers. The fund looks to benefit from the mispriced opportunities in the markets and a possible upgrade of rating of the instruments in which investments are made. The fund is suitable for investors who have a medium to long term investment horizon & a moderate risk appetite.

QUANTITATIVE INFORMATION^{§§}

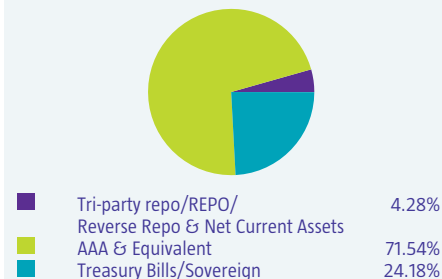
Annualised Portfolio YTM	7.31%
Modified Duration	1.69 Years
Residual Maturity	2.03 Years
Macaulay Duration	1.79 Years

MATURITY PROFILE

	% Allocation
Net Current Assets	2.51%
0 to 3 Months	12.03%
3 to 6 Months	5.10%
6 to 12 Months	15.08%
1-2 years	38.45%
Greater than 2 years	26.83%

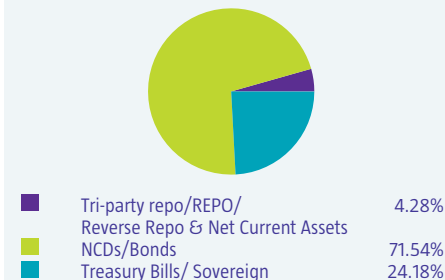
RATING PROFILE

(% to net assets)



ASSET ALLOCATION

(% to net assets)



PORTFOLIO (as on December 30, 2022)

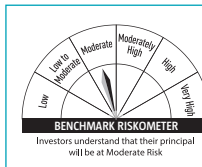
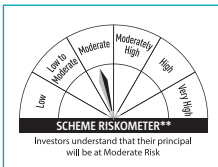
Name of the Instruments	Rating	% to NAV
Debt Instruments		71.54
HDFC Bank Ltd	AAA(CRISIL)	7.76
National Bank For Agriculture & Rural Development	AAA(CRISIL)	7.68
Small Industries Development Bank Of India	AAA(ICRA)	7.47
Indian Railway Finance Corporation Ltd	AAA(CRISIL)	5.14
NTPC Ltd	AAA(CRISIL)	5.13
Power Finance Corporation Ltd	AAA(CRISIL)	5.10
LIC Housing Finance Ltd	AAA(CRISIL)	5.08
National Housing Bank	AAA(CRISIL)	5.08
Indian Railway Finance Corporation Ltd	AAA(CRISIL)	2.67
Axis Bank Ltd	AAA(CRISIL)	2.61
Power Grid Corporation of India Ltd	AAA(CRISIL)	2.59
Housing Development Finance Corporation Ltd	AAA(CRISIL)	2.56
Grasim Industries Ltd	AAA(CRISIL)	2.56
LIC Housing Finance Ltd	AAA(CRISIL)	2.55
Power Finance Corporation Ltd	AAA(CRISIL)	2.54
National Housing Bank	AAA(CRISIL)	2.52
Sundaram Finance Ltd	AAA(CRISIL)	2.50
Government Securities		24.17
9.41% KERALA SDL 30-JAN-24	Sovereign	5.23
7.38% GOI 20-JUN-27	Sovereign	5.14
6.69% GOI 27-JUN-24	Sovereign	5.09
5.63% GOI 12-APR-26	Sovereign	4.89
7.26% GOI 22-AUG-32	Sovereign	3.82
Tri - party repo		1.77
Other Current Assets		2.52
Grand Total (Net Asset)		100.00

CANARA ROBECO GILT FUND (CRGILT)

(as on December 30, 2022)

This product is suitable for investors who are seeking*:

- Risk free return (except interest rate risk) and long term capital appreciation
- Investment in government securities across maturity



POTENTIAL RISK CLASS (PRC) MATRIX			
Relatively High Interest Rate Risk and Moderate Credit Risk			
Credit Risk Interest Rate Risk	Potential Risk Class		
	Relatively Low (Class A)	Moderate (Class B)	Relatively High (Class C)
Relatively Low (Class I)			
Moderate (Class II)			
Relatively High (Class III)	A-III		

*Investors should consult their financial advisers if in doubt about whether the product is suitable for them.

FUND INFORMATION

CATEGORY/TYPE: Gilt Fund - An open-ended debt scheme investing in government securities across maturity. A relatively high interest rate risk and relatively low credit risk.

SCHEME OBJECTIVE: To provide risk free return (except interest rate risk) while maintaining stability of capital and liquidity. Being a dedicated Gilt Scheme, the funds will be invested in securities as defined under Sec. 2 (2) of Public Debt Act, 1944. However, there can be no assurance that the investment objective of the Scheme will be realized.

Monthend AUM* : ₹ 80.42 Crores
Monthly AVG AUM : ₹ 84.95 Crores

NAV: (as on December 30, 2022)
Direct Plan - Growth Option ₹ 66.5336
Regular Plan - Growth Option ₹ 62.8929
Regular Plan - IDCW (payout/reinvestment) ₹ 14.7075
Direct Plan - IDCW (payout/reinvestment) ₹ 15.7486

DATE OF ALLOTMENT: December 29, 1999

ASSET ALLOCATION:
Govt. Securities - 80% to 100% (Risk- Low)
Money Market Instruments - 0% to 20% (Risk- Low to Medium)

MINIMUM INVESTMENT:
₹ 5000 and in multiples of ₹1 thereafter
Subsequent purchases: Minimum amount of ₹ 1000 and multiples of ₹1 thereafter
SIP: For Any date/monthly frequency – ₹ 1000 and in multiples of ₹1 thereafter
For quarterly frequency – ₹ 2000 and in multiples of ₹ 1 thereafter
STP: For Daily/Weekly/Monthly frequency – ₹ 1000 and in multiples of ₹1 thereafter
For quarterly frequency – ₹ 2000 and in multiples of ₹ 1 thereafter
SWP: For monthly frequency – ₹ 1000 and in multiples of ₹ 1 thereafter
For quarterly frequency – ₹ 2000 and in multiples of ₹ 1 thereafter

PLANS / OPTIONS :
Regular Plan - Reinvestment of Income Distribution cum Capital Withdrawal Option
Regular Plan - Payout of Income Distribution cum Capital Withdrawal Option
Regular Plan - Growth Option
Direct Plan - Reinvestment of Income Distribution cum Capital Withdrawal Option
Direct Plan - Payout of Income Distribution cum Capital Withdrawal Option
Direct Plan - Growth Option

ENTRY LOAD: Nil

EXIT LOAD: Nil

EXPENSE RATIO^:
Regular Plan : 1.25%
Direct Plan : 0.54%

BENCHMARK: CRISIL Dynamic Gilt Index

FUND MANAGER:
1) Mr. Kunal Jain
2) Mr. Avnish Jain

TOTAL EXPERIENCE:
1) 14 Years
2) 27 Years

MANAGING THIS FUND:
1) Since 18-July-22
2) Since 01-April-22

PRODUCT POSITIONING

Canara Robeco Gilt Fund invests in G-Secs of varying maturity issued by Reserve Bank of India (RBI). Being invested in sovereign papers, the fund does not expose its investors to Credit Risk as in the case of other bond funds.

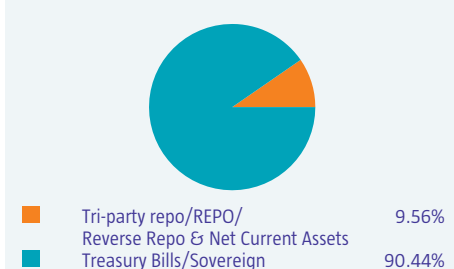
QUANTITATIVE INFORMATION^{S#}

Annualised Portfolio YTM 7.28%
Modified Duration 4.87 Years
Residual Maturity 7.87 Years
Macaulay Duration 5.05 Years

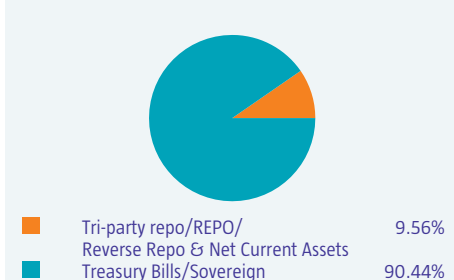
MATURITY PROFILE

	% Allocation
Net Current Assets	1.34%
0 to 3 Months	8.23%
Greater than 2 years	90.44%

RATING PROFILE (% to net assets)



ASSET ALLOCATION (% to net assets)



PORTFOLIO (as on December 30, 2022)

Name of the Instruments	Rating	% to NAV
Government Securities		90.44
7.54% GOI 23-MAY-36	Sovereign	19.79
7.41% GOI 19-DEC-36	Sovereign	12.42
7.26% GOI 22-AUG-32	Sovereign	12.38
5.74% GOI 15-NOV-26	Sovereign	11.84
8.18% ANDHRA PRADESH SDL 27-MAY-25	Sovereign	6.34
7.27% GOI 08-APR-26	Sovereign	6.23
7.10% GOI 18-APR-29	Sovereign	6.15
GOI FRB 30-OCT-34	Sovereign	6.08
5.63% GOI 12-APR-26	Sovereign	5.95
7.38% GOI 20-JUN-27	Sovereign	3.13
8.13% GOI 22-JUN-45	Sovereign	0.13
Tri - party repo		8.23
Other Current Assets		1.33
Grand Total (Net Asset)		100.00

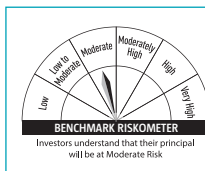
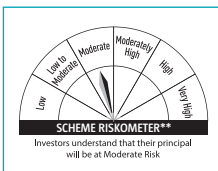
^SSource ICRA MFI Explorer ● # Monthend AUM / Quantitative Information as on 31.12.2022 ● ^The expense ratios mentioned for the schemes includes GST on investment management fees. ● Please refer page no. 43 for disclaimers. ● **Please refer notice cum addendum no.41 dated December 05, 2022 for change in riskometer for CRGILT.

CANARA ROBECO BANKING AND PSU DEBT FUND (CRBPDF)

(as on December 30, 2022)

This product is suitable for investors who are seeking*:

- Income/Capital appreciation over short to medium term
- Investment in debt and money market instruments issued by Banks, Public Sector Undertakings (PSUs), Public Financial Institutions (PFIs) and Municipal Bonds



POTENTIAL RISK CLASS (PRC) MATRIX		
Relatively High Interest Rate Risk and Moderate Credit Risk		
Credit Risk Interest Rate Risk	Potential Risk Class	
	Relatively Low (Class A)	Relatively High (Class C)
Relatively Low (Class I)		
Moderate (Class II)		
Relatively High (Class III)	B-III	

*Investors should consult their financial advisers if in doubt about whether the product is suitable for them.

FUND INFORMATION

CATEGORY/TYPE: Banking and PSU Fund - An open-ended debt scheme predominantly investing in debt instruments of banks, public sector undertakings, public financial institutions and municipal bonds. A relatively high interest rate risk and moderate credit risk.

SCHEME OBJECTIVE: To generate income and/or capital appreciation through a portfolio of high quality debt and money market instruments issued by entities such as Banks, Public Sector Undertakings (PSUs), Public Financial Institutions (PFIs) and Municipal Bonds. However, there is no assurance that the objective of the fund will be realised.

Monthend AUM[#] : ₹ 394.84 Crores
Monthly AVG AUM : ₹ 392.30 Crores

NAV: (as on December 30, 2022)	
Direct Plan - Growth Option	₹ 10.1560
Regular Plan - Growth Option	₹ 10.1445
Regular Plan - IDCW (payout/reinvestment)	₹ 10.1445
Direct Plan - IDCW (payout/reinvestment)	₹ 10.1559

DATE OF ALLOTMENT: August 22, 2022

ASSET ALLOCATION:
 Debt and Money Market Instruments issued by Banks, Public Financial Institutions (PFIs), Public Sector Undertakings (PSUs) and Municipal Bonds - 80% to 100% (Low to Medium)
 Debt (including securities issued by Central and State Governments) and Money Market Instruments issued by entities other than Banks, PFIs, PSUs and Municipal Bonds - 0% to 20% (Low to Medium)
 Units issued by REITs and InvITs - 0% to 10% (Medium to High)

MINIMUM INVESTMENT:
Lump sum: ₹ 5,000.00 and multiples of ₹ 1.00 thereafter.
 Subsequent purchases: ₹ 1000.00 and multiples of ₹ 1.00 thereafter
SIP:
 For Any date/monthly frequency – ₹ 1000 and in multiples of ₹ 1 thereafter
 For quarterly frequency – ₹ 2000 and in multiples of ₹ 1 thereafter
STP:
 For Daily/Weekly/Monthly frequency – ₹ 1000 and in multiples of ₹ 1 thereafter
 For quarterly frequency – ₹ 2000 and in multiples of ₹ 1 thereafter
SWP:
 For monthly frequency – ₹ 1000 and in multiples of ₹ 1 thereafter
 For quarterly frequency – ₹ 2000 and in multiples of ₹ 1 thereafter

PLANS / OPTIONS :
Regular Plan - Reinvestment of Income Distribution cum Capital Withdrawal Option
Regular Plan - Payout of Income Distribution cum Capital Withdrawal Option
Regular Plan - Growth Option
Direct Plan - Reinvestment of Income Distribution cum Capital Withdrawal Option
Direct Plan - Payout of Income Distribution cum Capital Withdrawal Option
Direct Plan - Growth Option

ENTRY LOAD: NA

EXIT LOAD: Nil

EXPENSE RATIO[^]:
 Regular Plan : 0.71%
 Direct Plan : 0.43%

BENCHMARK: CRISIL Banking and PSU Debt Index

FUND MANAGER: Mr. Avnish Jain

TOTAL EXPERIENCE: 27 Years

MANAGING THIS FUND: Since 22-August-22

PRODUCT POSITIONING

Canara Robeco Banking and PSU Debt Fund would be an "Actively Managed Fund" that aims to capture opportunities in the interest rate cycle and mispricing on the yield curve.

The Fund will endeavour to invest in "High Grade Assets" that are either government –backed entities or systemically important private banks/entities. This potentially provides lower credit risk.

The fund is suitable for investors who have a "Medium-term investment horizon" of 3-4years & having relatively "low to medium risk appetite" looking to invest in high credit quality bonds with good liquidity.

QUANTITATIVE INFORMATION[§]

Annualised Portfolio YTM	7.45%
Modified Duration	2.01 Years
Residual Maturity	2.90 Years
Macaulay Duration	2.14 Years

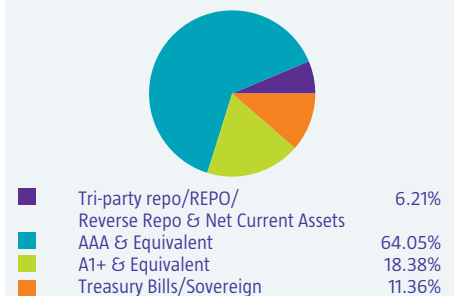
MATURITY PROFILE

	% Allocation
Net Current Assets	0.20%
0 to 3 Months	6.01%
6 to 12 Months	24.79%
1-2 years	22.98%
Greater than 2 years	46.02%

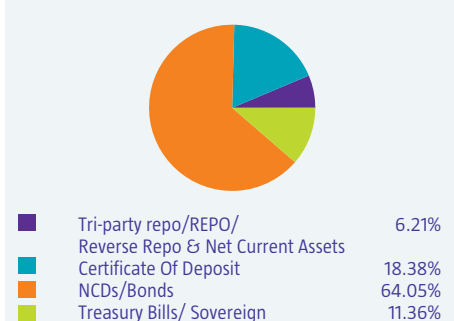
PORTFOLIO (as on December 30, 2022)

Name of the Instruments	Rating	% to NAV
Money Market Instruments		
Kotak Mahindra Bank Ltd	A1+(CRISIL)	6.13
Bank of Baroda	A1+(IND)	6.13
Export-Import Bank Of India	A1+(CRISIL)	6.13
Debt Instruments		
HDFC Bank Ltd	AAA(CRISIL)	6.67
Power Finance Corporation Ltd	AAA(CRISIL)	6.55
ICICI Bank Ltd	AAA(CARE)	6.40
National Housing Bank	AAA(CRISIL)	6.36
Small Industries Development Bank Of India	AAA(ICRA)	6.34
Indian Oil Corporation Ltd	AAA(CRISIL)	6.29
Housing Development Finance Corporation Ltd	AAA(CRISIL)	5.12
Indian Railway Finance Corporation Ltd	AAA(CRISIL)	4.02
National Bank For Agriculture & Rural Development	AAA(ICRA)	3.71
National Bank For Agriculture & Rural Development	AAA(CRISIL)	3.68
Small Industries Development Bank Of India	AAA(ICRA)	2.54
LIC Housing Finance Ltd	AAA(CRISIL)	2.49
REC Ltd	AAA(CRISIL)	1.30
REC Ltd	AAA(CRISIL)	1.29
National Housing Bank	AAA(CRISIL)	1.28
Government Securities		
7.38% GOI 20-JUN-27	Sovereign	3.87
GOI FRB 30-OCT-34	Sovereign	3.76
7.26% GOI 22-AUG-32	Sovereign	1.28
5.63% GOI 12-APR-26	Sovereign	1.23
5.74% GOI 15-NOV-26	Sovereign	1.22
Tri - party repo		6.01
Other Current Assets		0.20
Grand Total (Net Asset)		100.00

RATING PROFILE (% to net assets)



ASSET ALLOCATION (% to net assets)

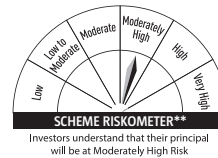


CANARA ROBECO CONSERVATIVE HYBRID FUND (CRCHF)

(as on December 30, 2022)

This product is suitable for investors who are seeking*:

- Income / Capital appreciation over medium term to long term
- Investment predominantly in debt and money market instruments and small portion in equity



*Investors should consult their financial advisers if in doubt about whether the product is suitable for them.

FUND INFORMATION

CATEGORY/TYPE: Conservative Hybrid Fund - An open-ended hybrid scheme investing predominantly in debt instruments

SCHEME OBJECTIVE: To generate income by investing in a wide range of Debt Securities and Money Market instruments of various maturities and small portion in equities and Equity Related Instruments. However, there can be no assurance that the investment objective of the scheme will be realized.

Monthend AUM* : ₹ 1,101.16 Crores
Monthly AVG AUM : ₹ 1,120.06 Crores

NAV: (as on December 30, 2022)

Direct Plan - Growth Option ₹ 86.2902
Regular Plan - Growth Option ₹ 77.4672

Direct Plan - Monthly IDCW (payout/reinvestment) ₹ 15.7108
Regular Plan - Monthly IDCW (payout/reinvestment) ₹ 13.4029
Regular Plan - Quarterly IDCW (payout/reinvestment) ₹ 13.6004
Direct Plan - Quarterly IDCW (payout/reinvestment) ₹ 15.7065

DATE OF ALLOTMENT: April 24, 1988

ASSET ALLOCATION: Equity and equity related instruments-10%-25% (Risk-High)
Debt securities (including Securitized debt) with Money Market Instruments -75%-90% (Risk-Medium)

MINIMUM INVESTMENT:

₹ 5000 and in multiples of ₹ 1 thereafter

Subsequent purchases: Minimum amount of ₹ 1000 and multiples of ₹ 1 thereafter

SIP: For Any date/monthly frequency – ₹ 1000 and in multiples of ₹ 1 thereafter

For quarterly frequency – ₹ 2000 and in multiples of ₹ 1 thereafter

STP: For Daily/Weekly/Monthly frequency – ₹ 1000 and in multiples of ₹ 1 thereafter

For quarterly frequency – ₹ 2000 and in multiples of ₹ 1 thereafter

SWP: For monthly frequency – ₹ 1000 and in multiples of ₹ 1 thereafter

For quarterly frequency – ₹ 2000 and in multiples of ₹ 1 thereafter

PLANS / OPTIONS : Regular Plan - Monthly Payout of Income Distribution cum Capital Withdrawal Option

Regular Plan - Monthly Reinvestment of Income Distribution cum Capital Withdrawal Option

Regular Plan - Quarterly Payout of Income Distribution cum Capital Withdrawal Option

Regular Plan - Quarterly Reinvestment of Income Distribution cum Capital Withdrawal Option

Regular Plan - Growth Option

Direct Plan - Monthly Payout of Income Distribution cum Capital Withdrawal Option

Direct Plan - Monthly Reinvestment of Income Distribution cum Capital Withdrawal Option

Direct Plan - Quarterly Payout of Income Distribution cum Capital Withdrawal Option

Direct Plan - Quarterly Reinvestment of Income Distribution cum Capital Withdrawal Option

Direct Plan - Growth Option

ENTRY LOAD: Nil

EXIT LOAD: For any redemption / switch out upto 10% of units within 1 Year from the date of allotment - Nil

For any redemption / switch out more than 10% of units within 1 Year from the date of allotment - 1%

For any redemption / switch out after 1 Year from the date of allotment - Nil

EXPENSE RATIO^: Regular Plan:1.82% Direct Plan:0.56%

BENCHMARK: CRISIL Hybrid 85+15-Conservative Index

FUND MANAGER :

- Mr. Avnish Jain (For Debt Portfolio)
- Mr. Shridatta Bhandwadar (For Equity Portfolio)

TOTAL EXPERIENCE : 1) 27 Years 2) 15 Years

MANAGING THIS FUND: 1) Since 7-Oct-13
2) Since 02-Dec-21

PRODUCT POSITIONING

Canara Robeco Conservative Hybrid Fund is an open-ended hybrid scheme investing predominantly in debt instruments. Fund also takes small exposure in equity markets which endeavours to boost portfolio returns.

QUANTITATIVE INFORMATIONSM

Equity Quants	
Standard Deviation	5.04
Portfolio Beta	0.98
Portfolio Turnover Ratio	2.17 times
R-Squared	0.77
Sharpe Ratio	0.38
Debt Quants	
Annualised Portfolio YTM	7.34%
Modified Duration	2.71 Years
Residual Maturity	3.75 Years
Macaulay Duration	2.82 Years

MATURITY PROFILE

	% Allocation
0 to 3 Months	5.88%
3 to 6 Months	3.16%
6 to 12 Months	9.00%
1-2 years	15.38%
Greater than 2 years	42.74%

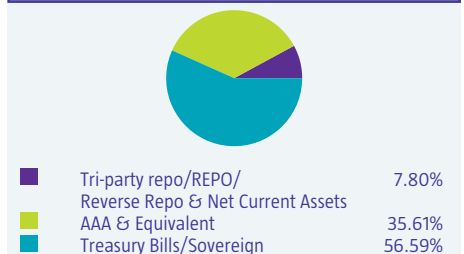
PORTFOLIO (as on December 30, 2022)

Name of the Instruments	% to NAV
Equities	22.81
Listed	22.81
Banks	6.80
ICICI Bank Ltd	2.05
HDFC Bank Ltd	2.03
State Bank of India	1.53
Axis Bank Ltd	0.94
Bank of Baroda	0.25
IT - Software	1.93
Infosys Ltd	1.60
Tata Consultancy Services Ltd	0.33
Finance	1.21
Bajaj Finance Ltd	0.99
SBI Cards and Payment Services Ltd	0.22
Petroleum Products	1.18
Reliance Industries Ltd	1.18
Diversified Fmcg	1.14
ITC Ltd	0.68
Hindustan Unilever Ltd	0.46
Pharmaceuticals & Biotechnology	1.11
J.B. Chemicals & Pharmaceuticals Ltd	0.58
Suven Pharmaceuticals Ltd	0.35
Gland Pharma Ltd	0.18
Auto Components	1.08
Uno Minda Ltd	0.42
Schaeffler India Ltd	0.41
Sona Blw Precision Forgings Ltd	0.25
Chemicals & Petrochemicals	0.89
Vinati Organics Ltd	0.54
Atul Ltd	0.35
Automobiles	0.80
Maruti Suzuki India Ltd	0.80
Power	0.68
NTPC Ltd	0.68
Electrical Equipment	0.64
CG Power and Industrial Solutions Ltd	0.43
Thermax Ltd	0.21
Capital Markets	0.64
Multi Commodity Exchange Of India Ltd	0.35
Prudent Corporate Advisory Services Ltd	0.29
Healthcare Services	0.59
Apollo Hospitals Enterprise Ltd	0.59

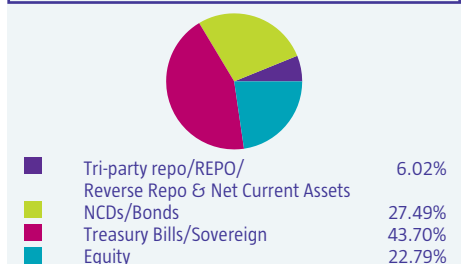
Insurance	0.56
SBI Life Insurance Co Ltd	0.56
Food Products	0.47
Britannia Industries Ltd	0.47
Construction	0.47
Larsen & Toubro Ltd	0.47
Leisure Services	0.42
Westlife Foodworld Ltd	0.42
Beverages	0.40
United Spirits Ltd	0.40
Telecom - Services	0.37
Bharti Airtel Ltd	0.37
Paper, Forest & Jute Products	0.33
Century Textile & Industries Ltd	0.33
Realty	0.33
Brigade Enterprises Ltd	0.33
Retailing	0.30
Avenue Supermarts Ltd	0.30
Transport Services	0.29
TCL Express Ltd	0.29
Industrial Products	0.18
KSB Ltd	0.18
Debt Instruments	27.50
Housing Development Finance Corporation Ltd	3.19
National Bank For Agriculture & Rural Development	2.73
Bajaj Finance Ltd	2.26
Housing Development Finance Corporation Ltd	2.26
Housing Development Finance Corporation Ltd	2.26
LC Housing Finance Ltd	2.25
Bajaj Finance Ltd	2.24
LC Housing Finance Ltd	2.22
Sundaram Finance Ltd	2.20
LC Housing Finance Ltd	1.82
LC Housing Finance Ltd	1.80
HDB Financial Services Ltd	0.91
LC Housing Finance Ltd	0.90
LC Housing Finance Ltd	0.46
Government Securities	43.69
7.38% GOI 20-JUN-27	10.96
7.26% GOI 22-AUG-32	5.42
5.74% GOI 15-NOV-26	4.32
7.35% GOI 22-JUN-24	3.65
5.63% GOI 12-APR-26	3.47
7.59% GOI 11-JAN-26	2.76
7.54% GOI 23-MAY-36	2.75
7.10% GOI 18-APR-29	2.69
7.41% GOI 19-DEC-36	2.27
6.79% GOI 15-MAY-27	1.79
GOI FRB 30-OCT-34	1.33
6.30% GOI 09-APR-23	0.91
7.27% GOI 08-APR-26	0.91
9.25% MAHARASHTRA SDL 09-OCT-23	0.46
7.72% GOI 26-OCT-55	0.00
Tri - party repo	4.98
Other Current Assets	1.02

Grand Total (Net Asset) 100.00

RATING PROFILE (to net assets)



ASSET ALLOCATION (to net assets)



^SSource ICRA MFI Explorer ● # Monthend AUM / Quantitative Information as on 31.12.2022 ● ^The expense ratios mentioned for the schemes includes GST on investment management fees. ● Please refer page no. 43 for disclaimers. ● **Please refer notice cum addendum no.30 dated September 06, 2022 for change in riskometer for CRCHF.

CANARA ROBECO EQUITY HYBRID FUND (CREHF)

(as on December 30, 2022)

This product is suitable for investors who are seeking*:

- Income/capital appreciation over long term
- Investment predominantly in equity and equity related instruments and a small portion in debt and money market instruments



*Investors should consult their financial advisers if in doubt about whether the product is suitable for them.

FUND INFORMATION

CATEGORY/TYPE: Aggressive Hybrid Fund - An open-ended hybrid scheme investing predominantly in equity and equity related instruments

SCHEME OBJECTIVE: To seek to generate long term capital appreciation and/or income from a portfolio constituted of equity and equity related securities as well as fixed income securities (debt and money market securities). However, there can be no assurance that the investment objective of the scheme will be realized

Monthend AUM[#] : ₹ 8,405.74 Crores

Monthly AVG AUM : ₹ 8,488.18 Crores

NAV: (as on December 30, 2022)

Direct Plan - Growth Option ₹ 275.0300

Regular Plan - Growth Option ₹ 250.2400

Regular Plan - Monthly IDCW (payout/reinvestment) ₹ 86.2500

Direct Plan - Monthly IDCW (payout/reinvestment) ₹ 105.9100

DATE OF ALLOTMENT: February 1, 1993

ASSET ALLOCATION: Equity and equity related instruments- 65%- 80%. (Risk- High)
Debt and money market instruments 20% to 35%. (Risk- Low to Medium)

REITs/InvITs- 0%-10% (Risk- Medium to High)

MINIMUM INVESTMENT:

₹ 5000 and in multiples of ₹ 1 thereafter

Subsequent purchases: Minimum amount of ₹ 1000 and multiples of ₹ 1 thereafter

SIP: For Any date/monthly frequency - ₹ 1000 and in multiples of ₹ 1 thereafter. For quarterly frequency - ₹ 2000 and in multiples of ₹ 1 thereafter **STP:** For Daily/Weekly/Monthly frequency - ₹ 1000 and in multiples of ₹ 1 thereafter. For quarterly frequency - ₹ 2000 and in multiples of ₹ 1 thereafter **SWP:** For monthly frequency - ₹ 1000 and in multiples of ₹ 1 thereafter. For quarterly frequency - ₹ 2000 and in multiples of ₹ 1 thereafter

PLANS / OPTIONS : Regular Plan - Monthly Payout of Income Distribution cum Capital Withdrawal Option

Regular Plan - Monthly Reinvestment of Income Distribution cum Capital Withdrawal Option

Regular Plan - Growth Option

Direct Plan - Monthly Payout of Income Distribution cum Capital Withdrawal Option

Direct Plan - Monthly Reinvestment of Income Distribution cum Capital Withdrawal Option

Direct Plan - Growth Option

ENTRY LOAD: Nil

EXIT LOAD: For any redemption / switch out upto 10% of units within 1 Year from the date of allotment - Nil. For any redemption / switch out more than 10% of units within 1 Year from the date of allotment - 1%. For any redemption / switch out after 1 Year from the date of allotment - Nil

EXPENSE RATIO[^]: Regular Plan :1.80% Direct Plan:0.62%

BENCHMARK : CRISIL Hybrid 35+65- Aggressive Index

FUND MANAGER :

For Equity Portfolio 1) Ms. Ennette Fernandes

2) Mr. Shridatta Bhandwaladar

For Debt Portfolio 3) Mr. Avnish Jain

TOTAL EXPERIENCE: 1) 12 Years 2) 15 Years 3) 27 Years

MANAGING THIS FUND:

1) Since 01-Oct-21 2) Since 5-July-16 3) Since 7-Oct-13

PRODUCT POSITIONING

Canara Robeco Equity Hybrid Fund aims to generating long term capital appreciation through a prudent mix of equity and debt portfolio, making it more suitable for the average investor as it takes away the burden of focusing on asset allocation between equity & debt. The fund invests in a careful blend of select stocks and debt securities which effectively spreads the risk.

QUANTITATIVE INFORMATION^{##}

Equity Quants	
Standard Deviation	14.15
Portfolio Beta	0.94
Portfolio Turnover Ratio (Equity)	0.24 times
Portfolio Turnover Ratio (Total)	0.8 times
R-Squared	0.95
Sharpe Ratio	0.54
Debt Quants	
Annualised Portfolio YTM	7.06%
Modified Duration	2.11 Years
Residual Maturity	2.83 Years
Macaulay Duration	2.19 Years

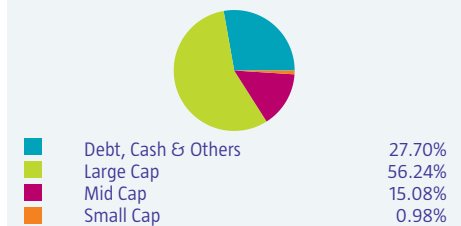
PORTFOLIO (as on December 30, 2022)

Name of the Instruments	% to NAV
Equities	72.30
Listed	72.30
Banks	20.38
ICICI Bank Ltd	6.22
HDFC Bank Ltd	6.05
State Bank of India	3.87
Axis Bank Ltd	3.55
IndusInd Bank Ltd	0.69
IT - Software	7.39
Infosys Ltd	5.20
Mphasis Ltd	1.30
Tata Consultancy Services Ltd	0.89
Finance	4.99
Bajaj Finance Ltd	1.68
Housing Development Finance Corporation Ltd	1.66
SBI Cards and Payment Services Ltd	0.93
Cholamandalam Investment and Finance Co Ltd	0.72
Petroleum Products	3.42
Reliance Industries Ltd	3.42
Auto Components	3.22
Uno Minda Ltd	1.01
Samvardhana Motherson International Ltd	0.97
ZF Commercial Vehicle Control Systems India Ltd	0.76
Sona Blw Precision Forgings Ltd	0.48
Pharmaceuticals & Biotechnology	3.01
Sun Pharmaceutical Industries Ltd	1.43
Abbott India Ltd	0.69
Gland Pharma Ltd	0.49
IPCA Laboratories Ltd	0.40
Diversified Fmcg	2.60
ITC Ltd	1.34
Hindustan Unilever Ltd	1.26
Chemicals & Petrochemicals	2.58
Atul Ltd	1.08
Vinati Organics Ltd	0.87
Navin Fluorine International Ltd	0.63
Cement & Cement Products	2.34
Ultratech Cement Ltd	1.28
J.K. Cement Ltd	1.06
Construction	1.86
Larsen & Toubro Ltd	1.86
Telecom - Services	1.82
Bharti Airtel Ltd	1.82
Industrial Products	1.77
KEI Industries Ltd	0.98
Bharat Forge Ltd	0.79
Automobiles	1.60
Maruti Suzuki India Ltd	1.05
Tata Motors Ltd	0.55
Consumer Durables	1.31
Titan Co Ltd	0.74
Voltas Ltd	0.57
Beverages	1.15
United Spirits Ltd	1.15
Healthcare Services	1.10
Max Healthcare Institute Ltd	1.10
Leisure Services	1.10
Indian Hotels Co Ltd	1.10
Electrical Equipment	1.07
ABB India Ltd	1.07
Power	1.06
NTPC Ltd	1.06
Realty	1.03
Oberoi Realty Ltd	1.03
Aerospace & Defense	1.02
Bharat Electronics Ltd	1.02
Fertilizers & Agrochemicals	0.98
PI Industries Ltd	0.98
Insurance	0.90
SBI Life Insurance Co Ltd	0.90
Transport Services	0.78
Interglobe Aviation Ltd	0.78
Ferrous Metals	0.77
Tata Steel Ltd	0.77
Non - Ferrous Metals	0.76
Hindalco Industries Ltd	0.76

Agricultural, Commercial & Construction Vehicles	0.65
Ashok Leyland Ltd	0.65
Retailing	0.57
Avenue Supermarkets Ltd	0.57
Industrial Manufacturing	0.55
Honeywell Automation India Ltd	0.55
Gas	0.52
Gujarat Gas Ltd	0.52
Debt Instruments	4.47
Housing Development Finance Corporation Ltd	0.59
LIC Housing Finance Ltd	0.58
Housing Development Finance Corporation Ltd	0.54
National Bank For Agriculture & Rural Development	0.48
LIC Housing Finance Ltd	0.35
Housing Development Finance Corporation Ltd	0.30
LIC Housing Finance Ltd	0.30
LIC Housing Finance Ltd	0.30
Larsen & Toubro Ltd	0.30
LIC Housing Finance Ltd	0.12
LIC Housing Finance Ltd	0.12
LIC Housing Finance Ltd	0.12
Small Industries Development Bank Of India	0.12
LIC Housing Finance Ltd	0.06
Power Finance Corporation Ltd	0.06
LIC Housing Finance Ltd	0.06
Power Grid Corporation of India Ltd	0.06
National Bank For Agriculture & Rural Development	0.01
Money Market Instruments	8.41
Tri - party repo	6.39
HDFC Bank Ltd	0.88
ICICI Bank Ltd	0.57
State Bank Of India	0.57
Government Securities	14.76
5.74% GOI 15-NOV-26	3.06
7.38% GOI 20-JUN-27	2.09
7.26% GOI 22-AUG-32	1.18
5.63% GOI 12-APR-26	1.14
7.27% GOI 08-APR-26	1.01
7.35% GOI 22-JUN-24	0.90
7.32% GOI 28-JAN-24	0.78
7.10% GOI 18-APR-29	0.76
7.54% GOI 23-MAY-36	0.72
7.16% GOI 20-MAY-23	0.60
6.69% GOI 27-JUN-24	0.53
7.41% GOI 19-DEC-36	0.48
GOI FRB 30-OCT-34	0.29
5.15% GOI 09-NOV-25	0.23
6.18% GOI 04-NOV-24	0.23
6.79% GOI 15-MAY-27	0.23
6.84% GUJARAT SDL 08-SEP-31	0.23
7.59% GOI 11-JAN-26	0.18
8.15% GOI 24-NOV-26	0.06
8.24% GOI 15-FEB-27	0.06
Net Current Assets	0.06

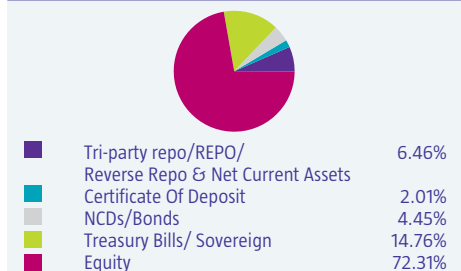
Grand Total (Net Asset) 100.00

MARKET CAPITALIZATION



ASSET ALLOCATION

(% to net assets)



PERFORMANCE AT A GLANCE

(as on December 30, 2022)

EQUITY SCHEMES

CANARA ROBECO FLEXICAP FUND

Fund Manager: (1) Mr. Shridatta Bhandwadar is managing the scheme since 5-July-16

Period	Returns (%)			Current Value of Standard Investment of ₹ 10000		
	Scheme	S&P BSE 500 TRI [#]	S&P BSE SENSEX TRI ^{##}	Scheme	S&P BSE 500 TRI [#]	S&P BSE SENSEX TRI ^{##}
Last 1 Year	-1.67	4.78	5.82	9833	10477	10580
Last 3 Years	16.81	17.76	15.17	15939	16329	15274
Last 5 Years	12.53	11.80	13.61	18054	17474	18943
Since Inception	17.52	16.15	17.23	225440	181518	215145

The past performance may or may not be sustained in the future. Returns are based on NAV of Regular Plan – Growth Option and are calculated on compounded annualized basis for a period of more than (or equal to) a year and absolute basis for a period less than a year. Inception Date: September 16, 2003. Different plans have a different expense structure.

CANARA ROBECO INFRASTRUCTURE

Fund Manager: (1) Mr. Vishal Mishra is managing the scheme since 26-June-21 (2) Mr. Shridatta Bhandwadar is managing the scheme since 29-September-18.

Period	Returns (%)			Current Value of Standard Investment of ₹ 10000		
	Scheme	S&P BSE India Infrastructure TRI [#]	S&P BSE SENSEX TRI ^{##}	Scheme	S&P BSE India Infrastructure TRI [#]	S&P BSE SENSEX TRI ^{##}
Last 1 Year	9.00	15.11	5.82	10897	11507	10580
Last 3 Years	22.86	23.66	15.17	18547	18910	15274
Last 5 Years	8.93	6.64	13.61	15345	13797	18943
Since Inception	13.14	-	14.60	82480	-	102626

The past performance may or may not be sustained in the future. Returns are based on NAV of Regular Plan – Growth Option and are calculated on compounded annualized basis for a period of more than (or equal to) a year and absolute basis for a period less than a year. Inception Date: December 2, 2005. Different plans have a different expense structure.

CANARA ROBECO EQUITY TAX SAVER FUND - Regular Plan Growth option

Fund Manager: (1) Mr. Vishal Mishra is managing the scheme since 26-June-21 (2) Mr. Shridatta Bhandwadar is managing the scheme since 01-October-19.

Period	Returns (%)			Current Value of Standard Investment of ₹ 10000		
	Scheme	S&P BSE 500 Index TRI [#]	S&P BSE SENSEX TRI ^{##}	Scheme	S&P BSE 500 Index TRI [#]	S&P BSE SENSEX TRI ^{##}
Last 1 Year	-0.17	4.78	5.82	9983	10477	10580
Last 3 Years	19.77	17.76	15.17	17181	16329	15274
Last 5 Years	14.31	11.80	13.61	19536	17474	18943
Since Inception	19.04	17.03	16.15	113022	89113	80311

The past performance may or may not be sustained in the future. Returns are based on NAV of Regular Plan – Growth Option and are calculated on compounded annualized basis for a period of more than (or equal to) a year and absolute basis for a period less than a year. Inception date of Regular Plan Growth Option : 02-February-2009. Inception date of Scheme March 31, 1993. Different plans have a different expense structure.

CANARA ROBECO EQUITY TAX SAVER FUND - Regular Plan IDCW Option

Fund Manager: (1) Mr. Vishal Mishra is managing the scheme since 26-June-21 (2) Mr. Shridatta Bhandwadar is managing the scheme since 01-October-19.

Period	Returns (%)			Current Value of Standard Investment of ₹ 10000		
	Scheme	S&P BSE 500 Index TRI [#]	S&P BSE SENSEX TRI ^{##}	Scheme	S&P BSE 500 Index TRI [#]	S&P BSE SENSEX TRI ^{##}
Last 1 Year	-0.17	4.78	5.82	9983	10477	10580
Last 3 Years	19.78	17.76	15.17	17183	16329	15274
Last 5 Years	14.32	11.80	13.61	19543	17474	18943
Since Inception	14.88	13.08	13.22	621340	387903	403282

The past performance may or may not be sustained in the future. Returns are based on NAV of Regular Plan - IDCW Option and are calculated on compounded annualized basis for a period of more than (or equal to) a year and absolute basis for a period less than a year. Inception Date: March 31, 1993. Different plans have a different expense structure.

CANARA ROBECO EMERGING EQUITIES

Fund Manager: (1) Mr. Shridatta Bhandwadar is managing the scheme since 01-October-19.

Period	Returns (%)			Current Value of Standard Investment of ₹ 10000		
	Scheme	NIFTY Large Midcap 250 TRI [#]	S&P BSE SENSEX TRI ^{##}	Scheme	NIFTY Large Midcap 250 TRI [#]	S&P BSE SENSEX TRI ^{##}
Last 1 Year	-1.65	4.50	5.82	9835	10448	10580
Last 3 Years	18.83	20.06	15.17	16781	17307	15274
Last 5 Years	10.58	11.71	13.61	16543	17404	18943
Since Inception	16.93	-	15.69	162370	-	134189

The past performance may or may not be sustained in the future. Returns are based on NAV of Regular Plan – Growth Option and are calculated on compounded annualized basis for a period of more than (or equal to) a year and absolute basis for a period less than a year. Inception Date: March 11, 2005. Different plans have a different expense structure.

● Scheme Benchmark [#] ● Additional Benchmark ^{##} ● - :Corresponding Benchmark values not available ● Load is not taken into consideration for computation of returns. Returns of IDCW Option under the scheme for the investor would be net of tax deducted at source.

PERFORMANCE AT A GLANCE

(as on December 30, 2022)

EQUITY SCHEMES

CANARA ROBECO CONSUMER TRENDS FUND

Fund Manager: (1) Ms. Ennette Fernandes is managing the scheme since 01-October-21. (2) Mr. Shridatta Bhandwadar is managing the scheme since 01-October-19.

Period	Returns (%)			Current Value of Standard Investment of ₹ 10000		
	Scheme	S&P BSE 100 TRI [#]	S&P BSE SENSEX TRI ^{##}	Scheme	S&P BSE 100 TRI [#]	S&P BSE SENSEX TRI ^{##}
Last 1 Year	6.15	6.05	5.82	10614	10603	10580
Last 3 Years	18.53	16.17	15.17	16654	15676	15274
Last 5 Years	13.88	12.26	13.61	19163	17844	18943
Since Inception	15.84	11.98	11.95	70730	45022	44889

The past performance may or may not be sustained in the future. Returns are based on NAV of Regular Plan – Growth Option and are calculated on compounded annualized basis for a period of more than (or equal to) a year and absolute basis for a period less than a year. Inception Date: September 14, 2009. Different plans have a different expense structure.

CANARA ROBECO BLUE CHIP EQUITY FUND

Fund Manager: (1) Mr. Shridatta Bhandwadar is managing the scheme since 05-July-16 (2) Mr. Vishal Mishra is managing the scheme since 01-June-21.

Period	Returns (%)			Current Value of Standard Investment of ₹ 10000		
	Scheme	S&P BSE 100 TRI [#]	S&P BSE SENSEX TRI ^{##}	Scheme	S&P BSE 100 TRI [#]	S&P BSE SENSEX TRI ^{##}
Last 1 Year	0.82	6.05	5.82	10082	10603	10580
Last 3 Years	15.61	16.17	15.17	15451	15676	15274
Last 5 Years	13.05	12.26	13.61	18480	17844	18943
Since Inception	12.29	11.45	13.89	41950	38246	49978

The past performance may or may not be sustained in the future. Returns are based on NAV of Regular Plan – Growth Option and are calculated on compounded annualized basis for a period of more than (or equal to) a year and absolute basis for a period less than a year. Inception Date: August 20, 2010. Different plans have a different expense structure.

CANARA ROBECO EQUITY HYBRID FUND

Fund Manager: (1) Ms. Ennette Fernandes is managing the scheme since 01-October-21 (2) Mr. Shridatta Bhandwadar is managing the scheme since 05-July-16 (3) Mr. Avnish Jain is managing the scheme since 07-October-13.

Period	Returns (%)			Current Value of Standard Investment of ₹ 10000		
	Scheme	CRISIL Hybrid 35+65 - Aggressive Index [#]	S&P BSE SENSEX TRI ^{##}	Scheme	CRISIL Hybrid 35+65 - Aggressive Index [#]	S&P BSE SENSEX TRI ^{##}
Last 1 Year	1.35	4.80	5.82	10135	10479	10580
Last 3 Years	14.19	13.97	15.17	14891	14804	15274
Last 5 Years	10.97	10.98	13.61	16840	16848	18943
Since Inception	11.36	0.00	12.60	250240	-	349105

The past performance may or may not be sustained in the future. Returns are based on NAV of Regular Plan – Growth Option and are calculated on compounded annualized basis for a period of more than (or equal to) a year and absolute basis for a period less than a year. Inception Date: February 1, 1993. Different plans have a different expense structure.

CANARA ROBECO SMALL CAP FUND

Fund Manager: (1) Mr. Ajay Khandelwal is managing the scheme since 21-December-21. (2) Mr. Shridatta Bhandwadar is managing the scheme since 01-October-19.

Period	Returns (%)			Current Value of Standard Investment of ₹ 10000		
	Scheme	NIFTY Small Cap 250 TRI [#]	S&P BSE SENSEX TRI ^{##}	Scheme	NIFTY Small Cap 250 TRI [#]	S&P BSE SENSEX TRI ^{##}
Last 1 Year	6.81	-2.64	5.82	10679	9736	10580
Last 3 Years	37.28	26.22	15.17	25870	20111	15274
Since Inception	26.26	20.85	16.02	24680	20830	17783

The past performance may or may not be sustained in the future. Returns are based on NAV of Regular Plan – Growth Option and are calculated on compounded annualized basis for a period of more than (or equal to) a year and absolute basis for a period less than a year. Inception Date: February 15, 2019. Different plans have a different expense structure. The scheme has been in existence for more than 1 year but less than 5 years.

CANARA ROBECO FOCUSED EQUITY FUND

Fund Manager: (1) Mr. Shridatta Bhandwadar is managing the scheme since 17-May-21. (2) Mr. Amit Kadam is managing the scheme since 01-October-21.

Period	Returns (%)			Current Value of Standard Investment of ₹ 10000		
	Scheme	S&P BSE 500 TRI [#]	S&P BSE SENSEX TRI ^{##}	Scheme	S&P BSE 500 TRI [#]	S&P BSE SENSEX TRI ^{##}
Last 1 Year	1.61	4.78	5.82	10161	10477	10580
Since Inception	15.48	14.57	14.94	12630	12468	12533

The past performance may or may not be sustained in the future. Returns are based on NAV of Regular Plan – Growth Option and are calculated on compounded annualized basis for a period of more than (or equal to) a year and absolute basis for a period less than a year. Inception Date: May 17, 2021. Different plans have a different expense structure. The scheme has been in existence for more than 1 year but less than 3 years.

Scheme Benchmark[#] ● Additional Benchmark^{##} ● - : Corresponding Benchmark values not available ● Load is not taken into consideration for computation of returns. Returns of IDCW Option under the scheme for the investor would be net of tax deducted at source.

PERFORMANCE AT A GLANCE

(as on December 30, 2022)

EQUITY SCHEMES

CANARA ROBECO VALUE FUND

Fund Manager: (1) Mr. Vishal Mishra (Fund Manager) is managing the scheme Since 03-September -21 (2) Ms. Silky Jain (Assistant Fund Manager) is managing the scheme Since 01-October -21

Period	Returns (%)			Current Value of Standard Investment of ₹ 10000		
	Scheme	S&PBSE 500 Index TRI [#]	S&PBSE SENSEX TRI ^{##}	Scheme	S&PBSE 500 Index TRI [#]	S&PBSE SENSEX TRI ^{##}
Last 1 Year	12.21	4.78	5.82	11217	10477	10580
Since Inception	11.29	4.88	4.68	11520	10651	10623

The past performance may or may not be sustained in the future. Returns are based on NAV of Regular Plan – Growth Option and are calculated on compounded annualized basis for a period of more than (or equal to) a year and absolute basis for a period less than a year. Inception Date: September 03, 2021 Different plans have a different expense structure. The scheme has been in existence for more than 1 year but less than 3 years.

INCOME / DEBT SCHEMES

CANARA ROBECO CONSERVATIVE HYBRID FUND - Regular Plan Growth option

Fund Manager: (1) Mr. Avnish Jain is managing the scheme since 07-October-13 (2) Mr. Shridatta Bhandwadar is managing the scheme since 02-December-21.

Period	Returns (%)			Current Value of Standard Investment of ₹ 10000		
	Scheme	CRISIL Hybrid 85+15 - Conservative Index [#]	CRISIL 10 Year Gilt Index ^{##}	Scheme	CRISIL Hybrid 85+15 - Conservative Index [#]	CRISIL 10 Year Gilt Index ^{##}
Last 1 Year	2.62	3.10	0.44	10261	10309	10044
Last 3 Years	8.71	8.02	3.61	12847	12605	11122
Last 5 Years	7.95	8.00	5.43	14662	14702	13029
Since Inception	10.13	8.79	6.01	69979	54630	32439

The past performance may or may not be sustained in the future. Returns are based on NAV of Regular Plan – Growth Option and are calculated on compounded annualized basis for a period of more than (or equal to) a year and absolute basis for a period less than a year. Inception date of Regular Plan Growth Option : 05-November-2002. Inception date of Scheme April 24, 1988. Different plans have a different expense structure. As per the provisions of SEBI circular dated April 12, 2018 (Performance disclosure post consolidation/ Merger of Schemes), the past performance of aforesaid scheme is based on the historical NAV of Canara Robeco Income Saver Fund (erstwhile Canara Robeco Monthly Income Plan) and hence may not be comparable.

CANARA ROBECO CONSERVATIVE HYBRID FUND - Regular Plan Monthly IDCW Option

Fund Manager: (1) Mr. Avnish Jain is managing the scheme since 07-October-13 (2) Mr. Shridatta Bhandwadar is managing the scheme since 02-December-21.

Period	Returns (%)			Current Value of Standard Investment of ₹ 10000		
	Scheme	CRISIL Hybrid 85+15 - Conservative Index [#]	CRISIL 10 Year Gilt Index ^{##}	Scheme	CRISIL Hybrid 85+15 - Conservative Index [#]	CRISIL 10 Year Gilt Index ^{##}
Last 1 Year	2.62	3.10	0.44	10262	10309	10044
Last 3 Years	8.72	8.02	3.61	12849	12605	11122
Last 5 Years	7.95	8.00	5.43	14664	14702	13029
Since Inception	9.64	-	-	243881	-	-

The past performance may or may not be sustained in the future. Returns are based on NAV of Regular Plan Monthly IDCW Option and are calculated on compounded annualized basis for a period of more than (or equal to) a year and absolute basis for a period less than a year. Inception Date: April 24, 1988. Different plans have a different expense structure. As per the provisions of SEBI circular dated April 12, 2018 (Performance disclosure post consolidation/ Merger of Schemes), the past Performance of aforesaid scheme is based on the historical NAV of Canara Robeco Income Saver Fund (erstwhile Canara Robeco Monthly Income Plan) and hence may not be comparable.

CANARA ROBECO SHORT DURATION FUND

Fund Manager: (1) Ms. Suman Prasad is managing the scheme since 16-September-12. (2) Mr. Avnish Jain is managing the scheme since 18-July-22

Period	Returns (%)			Current Value of Standard Investment of ₹ 10000		
	Scheme	CRISIL Short Duration Fund BII Index [#]	CRISIL 10 Year Gilt Index ^{##}	Scheme	CRISIL Short Duration Fund BII Index [#]	CRISIL 10 Year Gilt Index ^{##}
Last 1 Year	2.89	4.16	0.44	10288	10415	10044
Last 3 Years	4.84	6.40	3.61	11525	12044	11122
Last 5 Years	5.74	6.92	5.43	13220	13976	13029
Since Inception	6.72	7.97	6.33	21405	24500	20505

The past performance may or may not be sustained in the future. Returns are based on NAV of Regular Plan – Growth Option and are calculated on compounded annualized basis for a period of more than (or equal to) a year and absolute basis for a period less than a year. Inception Date: April 25, 2011. Different plans have a different expense structure. As per the provisions of SEBI circular dated April 12, 2018 (Performance disclosure post consolidation/ Merger of Schemes), the past performance of aforesaid scheme is based on the historical NAV of Canara Robeco Short Duration Fund (erstwhile Canara Robeco Yield Advantage Fund) and hence may not be comparable.

Scheme Benchmark[#] ● Additional Benchmark^{##} ● - : Corresponding Benchmark values not available ● Load is not taken into consideration for computation of returns. Returns of IDCW Option under the scheme for the investor would be net of tax deducted at source.

PERFORMANCE AT A GLANCE

(as on December 30, 2022)

INCOME / DEBT SCHEMES

CANARA ROBECO INCOME FUND

Fund Manager: (1) Mr. Avnish Jain is managing the scheme since 25-June-14 (2) Mr. Kunal Jain is managing the scheme since 18-July-22

Period	Returns (%)			Current Value of Standard Investment of ₹ 10000		
	Scheme	CRISIL Medium to Long Duration Fund Bill Index [#]	CRISIL 10 Year Gilt Index ^{##}	Scheme	CRISIL Medium to Long Duration Fund Bill Index [#]	CRISIL 10 Year Gilt Index ^{##}
Last 1 Year	1.58	3.32	0.44	10158	10332	10044
Last 3 Years	4.44	7.93	3.61	11392	12574	11122
Last 5 Years	5.74	7.52	5.43	13221	14374	13029
Since Inception	7.93	8.26	6.12	47052	50048	33383

The past performance may or may not be sustained in the future. Returns are based on NAV of Regular Plan – Growth Option and are calculated on compounded annualized basis for a period of more than (or equal to) a year and absolute basis for a period less than a year. Inception Date: September 19, 2002. Different plans have a different expense structure.

CANARA ROBECO LIQUID FUND

Fund Manager: (1) Mr. Kunal Jain is managing the scheme since 18-July-22 (2) Mr. Avnish Jain is managing the scheme since 01-April-22

Period	Returns (%)			Current Value of Standard Investment of ₹ 10000		
	Scheme	CRISIL Liquid Fund AI Index [#]	CRISIL 1 Year T-Bill Index ^{##}	Scheme	CRISIL Liquid Fund AI Index [#]	CRISIL 1 Year T-Bill Index ^{##}
Last 1 Year	4.85	5.02	4.12	10484	10501	10411
Last 3 Years	3.92	4.24	4.49	11221	11327	11410
Last 5 Years	5.08	5.26	5.57	12817	12923	13119
Since Inception	6.94	6.76	6.22	26414	25773	23927
Last 7 Days	7.63	6.94	6.20	10015	10013	10012
Last 15 Days	7.14	6.78	5.88	10029	10028	10024
Last 30 Days	6.68	6.61	7.34	10055	10055	10060

The past performance may or may not be sustained in the future. Returns are based on NAV of Regular Plan – Growth Option and are calculated on compounded annualized basis for a period of more than (or equal to) a year and Simple annualized basis for a period less than a year. Inception Date: January 15, 2002. The face value was changed to ₹ 1000 w.e.f August 20, 2011. Different plans have a different expense structure.

CANARA ROBECO ULTRA SHORT TERM FUND

Fund Manager: (1) Ms. Suman Prasad is managing the scheme since 12-April-11 (2) Mr. Avnish Jain is managing the scheme since 01-April-22

Period	Returns (%)			Current Value of Standard Investment of ₹ 10000		
	Scheme	CRISIL Ultra Short Duration Fund BI Index [#]	CRISIL 1 Year T-Bill Index ^{##}	Scheme	CRISIL Ultra Short Duration Fund BI Index [#]	CRISIL 1 Year T-Bill Index ^{##}
Last 1 Year	3.94	5.36	4.12	10393	10534	10411
Last 3 Years	3.69	5.15	4.49	11148	11625	11410
Last 5 Years	4.74	6.20	5.57	12610	13516	13119
Since Inception (CAGR)	6.83	7.49	6.22	32291	28431	23932

The past performance may or may not be sustained in the future. Returns are based on NAV of Regular Plan – Growth Option and are calculated on compounded annualized basis for a period of more than (or equal to) a year and absolute basis for a period less than a year. Inception Date: September 16, 2003. The face value was changed to ₹ 1000 w.e.f August 20, 2011. Different plans have a different expense structure.

CANARA ROBECO DYNAMIC BOND FUND

Fund Manager: (1) Mr. Kunal Jain is managing the scheme since 18-July-22 (2) Mr. Avnish Jain is managing the scheme since 01-April-22

Period	Returns (%)			Current Value of Standard Investment of ₹ 10000		
	Scheme	CRISIL Dynamic Bond Fund Bill Index [#]	CRISIL 10 Year Gilt Index ^{##}	Scheme	CRISIL Dynamic Bond Fund Bill Index [#]	CRISIL 10 Year Gilt Index ^{##}
Last 1 Year	2.49	3.36	0.44	10248	10335	10044
Last 3 Years	4.37	7.94	3.61	11369	12576	11122
Last 5 Years	5.22	7.51	5.43	12899	14365	13029
Since Inception (CAGR)	6.95	8.60	5.69	24929	30691	21222

The past performance may or may not be sustained in the future. Returns are based on NAV of Regular Plan – Growth Option and are calculated on compounded annualized basis for a period of more than (or equal to) a year and absolute basis for a period less than a year. Inception Date: May 29, 2009. Different plans have a different expense structure.

Scheme Benchmark[#] ● Additional Benchmark^{##} ● -: Corresponding Benchmark values not available ● Load is not taken into consideration for computation of returns. Returns of IDCW Option under the scheme for the investor would be net of tax deducted at source.

PERFORMANCE AT A GLANCE

(as on December 30, 2022)

INCOME / DEBT SCHEMES

CANARA ROBECO CORPORATE BOND FUND

Fund Manager: (1) Mr. Avnish Jain is managing the scheme since 07-February-14. (2) Ms. Suman Prasad is managing the scheme since 18-July-22

Period	Returns (%)			Current Value of Standard Investment of ₹ 10000		
	Scheme	CRISIL Corporate Bond Fund BIII Index [#]	CRISIL 10 Year Gilt Index ^{##}	Scheme	CRISIL Corporate Bond Fund BIII Index [#]	CRISIL 10 Year Gilt Index ^{##}
Last 1 Year	2.91	3.14	0.44	10290	10314	10044
Last 3 Years	5.06	7.78	3.61	11596	12522	11122
Last 5 Years	5.95	6.87	5.43	13358	13945	13029
Since Inception	7.06	8.50	6.89	18355	20670	18090

The past performance may or may not be sustained in the future. Returns are based on NAV of Regular Plan – Growth Option and are calculated on compounded annualized basis for a period of more than (or equal to) a year and absolute basis for a period less than a year. Inception Date: February 07, 2014. Different plans have a different expense structure.

CANARA ROBECO SAVINGS FUND

Fund Manager: (1) Mr. Kunal Jain is managing the scheme since 18-July-22 (2) Mr. Avnish Jain is managing the scheme since 01-April-22

Period	Returns (%)			Current Value of Standard Investment of ₹ 10000		
	Scheme	CRISIL Low Duration Fund BI Index [#]	CRISIL 1 Year T-Bill Index ^{##}	Scheme	CRISIL Low Duration Fund BI Index [#]	CRISIL 1 Year T-Bill Index ^{##}
Last 1 Year	4.10	5.06	4.12	10409	10505	10411
Last 3 Years	4.53	5.35	4.49	11421	11693	11410
Last 5 Years	5.70	6.27	5.57	13201	13557	13119
Since Inception	7.33	7.21	5.99	35295	34629	28234

The past performance may or may not be sustained in the future. Returns are based on NAV of Regular Plan – Growth Option and are calculated on compounded annualized basis for a period of more than (or equal to) a year and absolute basis for a period less than a year. Inception Date: March 4, 2005. Different plans have a different expense structure.

CANARA ROBECO GILT FUND

Fund Manager: (1) Mr. Kunal Jain is managing the scheme since 18-July-22 (2) Mr. Avnish Jain is managing the scheme since 01-April-22

Period	Returns (%)			Current Value of Standard Investment of ₹ 10000		
	Scheme	CRISIL Dynamic Gilt Index [#]	CRISIL 10 Year Gilt Index ^{##}	Scheme	CRISIL Dynamic Gilt Index [#]	CRISIL 10 Year Gilt Index ^{##}
Last 1 Year	2.31	2.22	0.44	10231	10221	10044
Last 3 Years	4.75	5.67	3.61	11494	11799	11122
Last 5 Years	5.79	6.79	5.43	13257	13894	13029
Since Inception	8.32	8.48	-	62893	65164	-

The past performance may or may not be sustained in the future. Returns are based on NAV of Regular Plan – Growth Option and are calculated on compounded annualized basis for a period of more than (or equal to) a year and absolute basis for a period less than a year. Inception Date: December 29, 1999. Different plans have a different expense structure.

CANARA ROBECO OVERNIGHT FUND

Fund Manager: (1) Ms. Suman Prasad is managing the scheme since 24-July-19

Period	Returns (%)			Current Value of Standard Investment of ₹ 10000		
	Scheme	CRISIL Overnight Fund AI Index [#]	CRISIL 1 Year T-Bill Index ^{##}	Scheme	CRISIL Overnight Fund AI Index [#]	CRISIL 1 Year T-Bill Index ^{##}
Last 1 Year	4.67	4.78	4.12	10466	10476	10411
Last 3 Years	3.75	3.82	4.49	11168	11190	11410
Since Inception	3.92	3.99	4.81	11415	11440	11753
Last 7 Days	6.22	6.36	6.20	10012	10012	10012
Last 15 Days	6.25	6.39	5.88	10026	10026	10024
Last 30 Days	6.00	6.13	7.34	10049	10050	10060

The past performance may or may not be sustained in the future. Returns are based on NAV of Regular Plan – Growth Option and are calculated on compounded annualized basis for a period of more than (or equal to) a year and simple annualized basis for a period less than a year. Inception Date: July 24, 2019. Different plans have a different expense structure. The scheme has been in existence for more than 1 year but less than 5 years.

Scheme Benchmark[#] ● Additional Benchmark^{##} ● -: Corresponding Benchmark values not available ● Load is not taken into consideration for computation of returns. Returns of IDCW Option under the scheme for the investor would be net of tax deducted at source.

Scheme Performance - Fund Manager wise

(as on December 30, 2022)

Fund Manager: Mr. Shridatta Bhandwaldar

Scheme Names	CAGR (%)							
	1 Year Return		3 Years Return		5 Years Return		Since Inception	
	Scheme	Benchmark [#]	Scheme	Benchmark [#]	Scheme	Benchmark [#]	Scheme	Benchmark [#]
CANARA ROBECO SMALL CAP FUND	6.81	-2.64	37.28	26.22	N.A	-	26.26	20.85
CANARA ROBECO INFRASTRUCTURE	9.00	15.11	22.86	23.66	8.93	6.64	13.14	-
CANARA ROBECO CONSUMER TRENDS FUND	6.15	6.05	18.53	16.17	13.88	12.26	15.84	11.98
CANARA ROBECO FOCUSED EQUITY FUND	1.61	4.78	N.A	-	N.A	-	15.48	14.57
CANARA ROBECO EMERGING EQUITIES	-1.65	4.50	18.83	20.06	10.58	11.71	16.93	-
CANARA ROBECO FLEXICAP FUND	-1.67	4.78	16.81	17.76	12.53	11.80	17.52	16.15
CANARA ROBECO EQUITY TAX SAVER FUND	-0.17	4.78	19.77	17.76	14.31	11.80	19.04	17.03
CANARA ROBECO EQUITY HYBRID FUND	1.35	4.80	14.19	13.97	10.97	10.98	11.36	0.00
CANARA ROBECO BLUE CHIP EQUITY FUND	0.82	6.05	15.61	16.17	13.05	12.26	12.29	11.45
CANARA ROBECO CONSERVATIVE HYBRID FUND	2.62	3.10	8.71	8.02	7.95	8.00	10.13	8.79

Note:

- Mr. Shridatta Bhandwaldar manages 10 open-ended schemes of Canara Robeco Mutual Fund.
- Period for which scheme's performance has been provided is computed basis last day of the month-end preceding the date of advertisement
- Different plans shall have a different expense structure. The performance details provided herein are of Regular plan - Growth Option.
- Past performance may or may not be sustained in the future.
- : Corresponding Benchmark values not available
- N.A.- Not Applicable because scheme is in existence for less than 3 years or 5 years respectively.

Fund Manager: Mr. Vishal Mishra

Scheme Names	CAGR (%)							
	1 Year Return		3 Years Return		5 Years Return		Since Inception	
	Scheme	Benchmark [#]	Scheme	Benchmark [#]	Scheme	Benchmark [#]	Scheme	Benchmark [#]
CANARA ROBECO EQUITY TAX SAVER FUND	-0.17	4.78	19.77	17.76	14.31	11.80	19.04	17.03
CANARA ROBECO INFRASTRUCTURE	9.00	15.11	22.86	23.66	8.93	6.64	13.14	-
CANARA ROBECO BLUE CHIP EQUITY FUND	0.82	6.05	15.61	16.17	13.05	12.26	12.29	11.45
CANARA ROBECO VALUE FUND	12.21	4.78	N.A	-	N.A	-	11.29	4.88

Note:

- Mr. Vishal Mishra manages 4 open-ended schemes of Canara Robeco Mutual Fund.
- Period for which scheme's performance has been provided is computed basis last day of the month-end preceding the date of advertisement
- Different plans shall have a different expense structure. The performance details provided herein are of Regular plan - Growth Option
- Past performance may or may not be sustained in the future.
- : Corresponding values not available
- N.A.- Not Applicable because scheme is in existence for less than 3 year.

Assistant Fund Manager: Mr. Amit Kadam

Scheme Names	CAGR (%)							
	1 Year Return		3 Years Return		5 Years Return		Since Inception	
	Scheme	Benchmark [#]	Scheme	Benchmark [#]	Scheme	Benchmark [#]	Scheme	Benchmark [#]
CANARA ROBECO FOCUSED EQUITY FUND	1.61	4.78	N.A	-	N.A	-	15.48	14.57

Note:

- Mr. Amit Kadam manage 1 open-ended schemes of Canara Robeco Mutual Fund.
- Period for which scheme's performance has been provided is computed basis last day of the month-end preceding the date of advertisement
- Different plans shall have a different expense structure. The performance details provided herein are of Regular plan - Growth Option
- Past performance may or may not be sustained in the future.
- : Corresponding Benchmark values not available
- N.A.- Not Applicable because scheme is in existence for less than 3 year.

Fund Manager: Mr. Ajay Khandelwal

Scheme Names	CAGR (%)							
	1 Year Return		3 Years Return		5 Years Return		Since Inception	
	Scheme	Benchmark [#]	Scheme	Benchmark [#]	Scheme	Benchmark [#]	Scheme	Benchmark [#]
CANARA ROBECO SMALL CAP FUND	6.81	-2.64	37.28	26.22	N.A	-	26.26	20.85

Note:

- Mr. Ajay Khandelwal manage 1 open-ended schemes of Canara Robeco Mutual Fund.
- Period for which scheme's performance has been provided is computed basis last day of the month-end preceding the date of advertisement
- Different plans shall have a different expense structure. The performance details provided herein are of Regular plan - Growth Option
- Past performance may or may not be sustained in the future.
- : Corresponding Benchmark values not available
- N.A.- Not Applicable because scheme is in existence for less than 5 years.

*For scheme benchmark please refer page no 27-31 • Load is not taken into consideration for computation of returns. Returns of IDCW option under the scheme for the investor would be net of distribution tax as applicable.

Scheme Performance - Fund Manager wise

(as on December 30, 2022)

Fund Manager: Ms. Ennette Fernandes

Scheme Names	CAGR (%)							
	1 Year Return		3 Years Return		5 Years Return		Since Inception	
	Scheme	Benchmark [#]	Scheme	Benchmark [#]	Scheme	Benchmark [#]	Scheme	Benchmark [#]
CANARA ROBECO CONSUMER TRENDS FUND	6.15	6.05	18.53	16.17	13.88	12.26	15.84	11.98
CANARA ROBECO EQUITY HYBRID FUND	1.35	4.80	14.19	13.97	10.97	10.98	11.36	0.00

Note:

- Ms. Ennette Fernandes manages 2 open-ended schemes of Canara Robeco Mutual Fund .
- Period for which scheme's performance has been provided is computed basis last day of the month-end preceding the date of advertisement
- Different plans shall have a different expense structure. The performance details provided herein are of Regular plan - Growth Option
- Past performance may or may not be sustained in the future.
- : Corresponding Benchmark values not available

Assistant Fund Manager: Ms. Silky Jain

Scheme Names	CAGR (%)							
	1 Year Return		3 Years Return		5 Years Return		Since Inception	
	Scheme	Benchmark [#]	Scheme	Benchmark [#]	Scheme	Benchmark [#]	Scheme	Benchmark [#]
CANARA ROBECO VALUE FUND	12.21	4.78	N.A	-	N.A	-	11.29	4.88

Note:

- Ms. Silky Jain manage 1 open-ended schemes of Canara Robeco Mutual Fund .
- Period for which scheme's performance has been provided is computed basis last day of the month-end preceding the date of advertisement
- Different plans shall have a different expense structure. The performance details provided herein are of Regular plan - Growth Option
- Past performance may or may not be sustained in the future.
- : Corresponding Benchmark values not available
- N.A.- Not Applicable because scheme is in existence for less than 3 year.

[#]For scheme benchmark please refer page no 27-31 • Load is not taken into consideration for computation of returns. Returns of IDCW option under the scheme for the investor would be net of distribution tax as applicable.

Fund Manager: Mr. Avnish Jain

Scheme Names	CAGR (%)							
	1 Year Return		3 Years Return		5 Years Return		Since Inception	
	Scheme	Benchmark [#]	Scheme	Benchmark [#]	Scheme	Benchmark [#]	Scheme	Benchmark [#]
CANARA ROBECO EQUITY HYBRID FUND*	1.35	4.80	14.19	13.97	10.97	10.98	11.36	0.00
CANARA ROBECO CONSERVATIVE HYBRID FUND* [^]	2.62	3.10	8.71	8.02	7.95	8.00	10.13	8.79
CANARA ROBECO LIQUID FUND	4.85	5.02	3.92	4.24	5.08	5.26	6.94	6.76
CANARA ROBECO SAVINGS FUND	4.10	5.06	4.53	5.35	5.70	6.27	7.33	7.21
CANARA ROBECO ULTRA SHORT TERM FUND	3.94	5.36	3.69	5.15	4.74	6.20	6.83	7.49
CANARA ROBECO CORPORATE BOND FUND	2.91	3.14	5.06	7.78	5.95	6.87	7.06	8.50
CANARA ROBECO GILT FUND	2.31	2.22	4.75	5.67	5.79	6.79	8.32	8.48
CANARA ROBECO DYNAMIC BOND FUND	2.49	3.36	4.37	7.94	5.22	7.51	6.95	8.60
CANARA ROBECO INCOME FUND	1.58	3.32	4.44	7.93	5.74	7.52	7.93	8.26
CANARA ROBECO SHORT DURATION FUND [^]	2.89	4.16	4.84	6.40	5.74	6.92	6.72	7.97

- Note:
- Mr. Avnish Jain manages 11 open-ended schemes of Canara Robeco Mutual Fund.
 - Period for which scheme's performance has been provided is computed basis last day of the month-end preceding the date of advertisement
 - Different plans shall have a different expense structure. The performance details provided herein are of Regular plan - Growth Option.
 - *Managing the portfolio only for debt allocation
 - [^]As per the provisions of SEBI circular dated April 12, 2018 (Performance disclosure post consolidation/ Merger of Schemes), the past performance of aforesaid scheme is based on the historical NAV of Canara Robeco Income Saver Fund (erstwhile Canara Robeco Monthly Income Plan) and hence may not be comparable.
 - Past performance may or may not be sustained in the future.
 - : Corresponding Benchmark values not available

Fund Manager: Ms. Suman Prasad

Scheme Names	CAGR (%)							
	1 Year Return		3 Years Return		5 Years Return		Since Inception	
	Scheme	Benchmark [#]	Scheme	Benchmark [#]	Scheme	Benchmark [#]	Scheme	Benchmark [#]
CANARA ROBECO OVERNIGHT FUND	4.67	4.78	3.75	3.82	N.A	-	3.92	3.99
CANARA ROBECO ULTRA SHORT TERM FUND	3.94	5.36	3.69	5.15	4.74	6.20	6.83	7.49
CANARA ROBECO SHORT DURATION FUND [^]	2.89	4.16	4.84	6.40	5.74	6.92	6.72	7.97
CANARA ROBECO CORPORATE BOND FUND	2.91	3.14	5.06	7.78	5.95	6.87	7.06	8.50

- Note:
- Ms. Suman Prasad manages 4 open-ended schemes of Canara Robeco Mutual Fund.
 - Period for which scheme's performance has been provided is computed basis last day of the month-end preceding the date of advertisement
 - Different plans shall have a different expense structure. The performance details provided herein are of Regular plan - Growth Option.
 - [^]As per the provisions of SEBI circular dated April 12, 2018 (Performance disclosure post consolidation/ Merger of Schemes), the past performance of aforesaid scheme is based on the historical NAV of Canara Robeco Short Duration Fund (erstwhile Canara Robeco Yield Advantage Fund) and hence may not be comparable.
 - Past performance may or may not be sustained in the future.
 - N.A.- Not Applicable because scheme is in existence for less than 5 years.
 - : Corresponding Benchmark values not available

Fund Manager: Mr. Kunal Jain

Scheme Names	CAGR (%)							
	1 Year Return		3 Years Return		5 Years Return		Since Inception	
	Scheme	Benchmark [#]	Scheme	Benchmark [#]	Scheme	Benchmark [#]	Scheme	Benchmark [#]
CANARA ROBECO LIQUID FUND	4.85	5.02	3.92	4.24	5.08	5.26	6.94	6.76
CANARA ROBECO SAVINGS FUND	4.10	5.06	4.53	5.35	5.70	6.27	7.33	7.21
CANARA ROBECO DYNAMIC BOND FUND	2.49	3.36	4.37	7.94	5.22	7.51	6.95	8.60
CANARA ROBECO INCOME FUND	1.58	3.32	4.44	7.93	5.74	7.52	7.93	8.26
CANARA ROBECO GILT FUND	2.31	2.22	4.75	5.67	5.79	6.79	8.32	8.48

- Note:
- Mr. Kunal Jain manages 5 open-ended schemes of Canara Robeco Mutual Fund.
 - Period for which scheme's performance has been provided is computed basis last day of the month-end preceding the date of advertisement
 - Different plans shall have a different expense structure. The performance details provided herein are of Regular plan - Growth Option.
 - Past performance may or may not be sustained in the future.

*For scheme benchmark please refer page no 27-31 • Load is not taken into consideration for computation of returns. Returns of IDCW option under the scheme for the investor would be net of distribution tax as applicable.

SIP RETURNS

(as on December 30, 2022)

EQUITY SCHEMES

CANARA ROBECO FLEXICAP FUND

Fund Manager: Mr. Shridatta Bhandwaldar

	Since Inception	15 YR	10 yr	7 yr	5 yr	3 yr	1 yr
Total Amt invested (INR)	2320000	1800000	1200000	840000	600000	360000	120000
Market Value (INR)	11729606	5664448	2497216	1421022	877660	457566	122943
Scheme Returns	14.79%	14.02%	14.03%	14.76%	15.22%	16.24%	4.60%
S&P BSE 500 TRI [#]	13.83%	13.61%	14.52%	15.19%	16.50%	20.56%	9.68%
S&P BSE SENSEX TRI ^{##}	13.73%	13.16%	14.01%	15.21%	15.78%	18.66%	10.95%
Inception Date	16-Sep-03						

CANARA ROBECO EQUITY TAX SAVER FUND

Fund Manager: Mr. Vishal Mishra / Mr. Shridatta Bhandwaldar

	Since Inception	10 yr	7 yr	5 yr	3 yr	1 yr
Total Amt invested (INR)	1670000	1200000	840000	600000	360000	120000
Market Value (INR)	5212365	2681651	1500899	925558	474061	123972
Scheme Returns	15.08%	15.36%	16.30%	17.38%	18.75%	6.22%
S&P BSE 500 TRI [#]	13.85%	14.52%	15.19%	16.50%	20.56%	9.68%
S&P BSE SENSEX TRI ^{##}	13.45%	14.01%	15.21%	15.78%	18.66%	10.95%
Inception Date (Canara Robeco Equity Tax saver – Reg Growth Plan)	02-Feb-09					

CANARA ROBECO EQUITY HYBRID FUND

Fund Manager: Ms. Ennette Fernandes / Mr. Shridatta Bhandwaldar / Mr. Avnish Jain

	Since Inception	20 YR	15 YR	10 yr	7 yr	5 yr	3 yr	1 yr
Total Amt invested	3590000	2400000	1800000	1200000	840000	600000	360000	120000
Market Value	41789338	12874614	5373535	2362660	1313216	831337	439185	123868
Scheme Returns	13.59%	14.75%	13.41%	13.00%	12.55%	13.02%	13.37%	6.06%
CRISIL Hybrid 35+65 - Aggressive Index [#]	NA	NA	11.91%	12.40%	12.64%	13.23%	14.45%	8.47%
S&P BSE SENSEX TRI ^{##}	14.10%	14.38%	13.16%	14.01%	15.21%	15.78%	18.66%	10.95%
Inception Date	01-Feb-93							

CANARA ROBECO CONSUMER TRENDS FUND

Fund Manager: Ms. Ennette Fernandes / Mr. Shridatta Bhandwaldar

	Since Inception	10 yr	7 yr	5 yr	3 yr	1 yr
Total Amt invested	1600000	1200000	840000	600000	360000	120000
Market Value	5110825	2862857	1518544	927773	480890	126868
Scheme Returns	16.10%	16.58%	16.63%	17.48%	19.78%	10.83%
S&P BSE 100 TRI [#]	13.16%	13.93%	14.82%	15.81%	19.47%	10.24%
S&P BSE SENSEX TRI ^{##}	13.20%	14.01%	15.21%	15.78%	18.66%	10.95%
Inception Date	14-Sep-09					

CANARA ROBECO EMERGING EQUITIES

Fund Manager: Mr. Shridatta Bhandwaldar

	Since Inception	15 YR	10 yr	7 yr	5 yr	3 yr	1 yr
Total Amt invested (INR)	2140000	1800000	1200000	840000	600000	360000	120000
Market Value (INR)	12815996	8841688	3085083	1442037	893814	470645	122532
Scheme Returns	17.69%	19.12%	17.97%	15.18%	15.96%	18.24%	3.95%
Nifty Large Midcap 250 TRI [#]	N.A	15.07%	15.92%	16.11%	17.71%	22.29%	10.13%
S&P BSE Sensex TRI ^{##}	12.97%	13.16%	14.01%	15.21%	15.78%	18.66%	10.95%
Inception Date	11-Mar-05						

1. Investment date is taken to be 1st of the month or next business day if 1st is a holiday and investment of ₹ 10000 is taken. Returns are as on 30-December-2022 and are CAGR. 2. The calculations are based on the regular growth plan NAVs. 3. NA : Not Applicable as Benchmark index data not available for the period 4. Past performance may or may not be sustained in the future. Scheme Benchmark [#], Additional benchmark ^{##}

SIP RETURNS

(as on December 30, 2022)

EQUITY SCHEMES

CANARA ROBECO BLUE CHIP EQUITY FUND

Fund Manager: Mr. Shridatta Bhandwalder / Mr. Vishal Mishra

	Since Inception	10 yr	7 yr	5 yr	3 yr	1 yr
Total Amt invested	1490000	1200000	840000	600000	360000	120000
Market Value	3641407	2469754	1407091	872101	451939	124201
Scheme Returns	13.52%	13.83%	14.49%	14.96%	15.37%	6.59%
S&P BSE 100 TRI [#]	13.45%	13.93%	14.82%	15.81%	19.47%	10.24%
S&P BSE SENSEX TRI ^{##}	13.49%	14.01%	15.21%	15.78%	18.66%	10.95%
Inception Date	20-Aug-10					

CANARA ROBECO INFRASTRUCTURE

Fund Manager: Mr. Vishal Mishra / Mr. Shridatta Bhandwalder

	Since Inception	15 YR	10 yr	7 yr	5 yr	3 yr	1 yr
Total Amt invested (INR)	2050000	1800000	1200000	840000	600000	360000	120000
Market Value (INR)	6747380	5236223	2571950	1450533	973803	535806	127713
Scheme Returns	12.67%	13.11%	14.58%	15.34%	19.47%	27.67%	12.19%
S&P BSE India Infrastructure TRI [#]	N.A.	N.A.	12.73%	14.80%	19.31%	31.99%	15.96%
S&P BSE SENSEX TRI ^{##}	12.68%	13.16%	14.01%	15.21%	15.78%	18.66%	10.95%
Inception Date	02-Dec-05						

CANARA ROBECO SMALL CAP FUND

Fund Manager: Mr. Ajay Khandelwal / Mr. Shridatta Bhandwalder

	Since Inception	3 yr	1 yr
Total Amt invested	470000	360000	120000
Market Value	873943	593694	124486
Scheme Returns	33.00%	35.42%	7.04%
Nifty Small Cap 250 [#]	24.90%	27.93%	6.18%
S&P BSE SENSEX TRI ^{##}	17.23%	18.66%	10.95%
Inception Date	15-Feb-19		

The scheme has been in existence for more than 1 year but less than 3 years.

CANARA ROBECO FOCUSED EQUITY FUND

Fund Manager: Mr. Shridatta Bhandwalder / Amit Kadam

	Since Inception	1 yr
Total Amt invested	200000	120000
Market Value	216375	126109
Scheme Returns	9.37%	9.62%
S&P BSE 500 TRI [#]	9.07%	9.68%
S&P BSE SENSEX TRI ^{##}	9.79%	10.95%
Inception Date	17-May-21	

CANARA ROBECO VALUE FUND

Fund Manager: Mr. Vishal Mishra (Fund Manager) / Ms. Silky Jain (Assistant Fund Manager)

	Since Inception	1 yr
Total Amt invested	160000	120000
Market Value	176070	130590
Scheme Returns	14.36%	16.84%
S&P BSE 500 TRI [#]	9.07%	9.68%
S&P BSE SENSEX TRI ^{##}	9.79%	10.95%
Inception Date	03-Sept-21	

1. Investment date is taken to be 1st of the month or next business day if 1st is a holiday and investment of ₹ 10000 is taken. Returns are as on 30-December-2022 and are CAGR. 2. The calculations are based on the regular growth plan NAVs. 3. NA : Not Applicable as Benchmark index data not available for the period 4. Past performance may or may not be sustained in the future. Scheme Benchmark[#], Additional benchmark^{##}

SIP RETURNS

(as on December 30, 2022)

DEBT SCHEMES

CANARA ROBECO GILT FUND

Fund Manager: Mr. Kunal Jain / Mr. Avnish Jain

	Since Inception	20 YR	15 YR	10 yr	7 yr	5 yr	3 yr	1 yr
Total Amt invested	2770000	2400000	1800000	1200000	840000	600000	360000	120000
Market Value	7503651	5575424	3409234	1683955	1020063	680017	377526	122446
Scheme Returns	7.83%	7.77%	8.04%	6.59%	5.47%	4.96%	3.12%	3.82%
CRISIL Dynamic Gilt Index [#]	7.56%	7.29%	7.40%	7.00%	6.18%	5.85%	3.80%	5.09%
CRISIL 10 Year Gilt Index ^{##}	NA	NA	5.98%	5.63%	4.68%	4.26%	3.80%	3.99%
Inception Date	29-Dec-99							

CANARA ROBECO CONSERVATIVE HYBRID FUND

Fund Manager: Mr. Avnish Jain / Mr. Shridatta Bhandwadar

	Since Inception	15 YR	10 yr	7 yr	5 yr	3 yr	1 yr
Total Amt invested	2420000	1800000	1200000	840000	600000	360000	120000
Market Value	6785033	3573688	1833778	1119365	739760	401481	123037
Scheme Returns	9.30%	8.61%	8.22%	8.08%	8.32%	7.23%	4.75%
Crisil Hybrid 85+15 Conservative Index [#]	8.57%	8.71%	8.61%	8.06%	7.88%	6.47%	5.67%
CRISIL 10 Year Gilt Index ^{##}	13.97%	5.98%	5.63%	4.68%	4.26%	1.94%	3.99%
Inception Date	24-April-88						

As per the provisions of SEBI circular dated April 12, 2018 (Performance disclosure post consolidation/ Merger of Schemes), the past performance of aforesaid scheme is based on the historical NAV of Canara Robeco Income Saver Fund (erstwhile Canara Robeco Monthly Income Plan) and hence may not be comparable.

CANARA ROBECO INCOME FUND

Fund Manager: Mr. Avnish Jain / Mr. Kunal Jain

	Since Inception	15 YR	10 yr	7 yr	5 yr	3 yr	1 yr
Total Amt invested	2440000	1800000	1200000	840000	600000	360000	120000
Market Value	5658555	3120545	1639286	1011539	675372	375307	122084
Scheme Returns	7.62%	6.97%	6.08%	5.23%	4.68%	2.73%	3.25%
CRISIL Medium to Long Duration Fund BIII Index [#]	8.46%	8.57%	8.13%	7.52%	7.41%	5.90%	5.22%
CRISIL 10 Year Gilt Index ^{##}	5.97%	5.98%	5.63%	4.68%	4.26%	1.94%	3.99%
Inception Date	19-Sep-02						

CANARA ROBECO SAVINGS FUND

Fund Manager: Mr. Kunal Jain / Mr. Avnish Jain

	Since Inception	15 YR	10 yr	7 yr	5 yr	3 yr	1 yr
Total Amt invested	2140000	1800000	1200000	840000	600000	360000	120000
Market Value	4205780	3105659	1646285	1019447	679203.1357	382774	123004
Scheme Returns	7.09%	6.91%	6.16%	5.45%	4.91%	4.03%	4.70%
CRISIL Low Duration Fund BI Index [#]	7.22%	7.18%	6.74%	6.08%	5.65%	4.98%	5.68%
CRISIL 1yr T Bill Index ^{##}	6.10%	6.12%	5.83%	5.28%	4.84%	4.05%	4.78%
Inception Date	04-Mar-05						

CANARA ROBECO DYNAMIC BOND FUND

Fund Manager: Mr. Kunal Jain / Mr. Avnish Jain

	Since Inception	10 yr	7 yr	5 yr	3 yr	1 yr
Total Amt invested	1640000	1200000	840000	600000	360000	120000
Market Value	2638280	1627405	1001188	672120	376480.3512	122542
Scheme Returns	6.66%	5.94%	4.95%	4.49%	2.94%	3.97%
CRISIL Dynamic Bond Fund BIII Index [#]	8.46%	8.12%	7.51%	7.41%	5.91%	5.27%
CRISIL 10 Year Gilt Index ^{##}	5.95%	5.63%	4.68%	4.26%	1.94%	3.99%
Inception Date	29-May-09					

1. Investment date is taken to be 1st of the month or next business day if 1st is a holiday and investment of ₹ 10000 is taken. Returns are as on 30-December-2022 and are CAGR. 2. The calculations are based on the regular growth plan NAVs. 3. NA : Not Applicable as Benchmark index data not available for the period 4. Past performance may or may not be sustained in the future. Scheme Benchmark[#], Additional benchmark^{##}

SIP RETURNS

(as on December 30, 2022)

DEBT SCHEMES

CANARA ROBECO ULTRA SHORT TERM FUND

Fund Manager: Ms. Suman Prasad / Mr. Avnish Jain

	Since Inception	10 yr	7 yr	5 yr	3 yr	1 yr
Total Amt invested	1740000	1200000	840000	600000	360000	120000
Market Value	2783034	1575042	987359	665717	380033.3599	122891
Scheme Returns	6.19%	5.31%	4.55%	4.11%	3.56%	4.52%
CRISIL Ultra Short Duration Fund BI Index [#]	7.14%	6.56%	5.99%	5.58%	5.01%	5.90%
CRISIL 1yr T Bill Index ^{##}	6.12%	5.83%	5.28%	4.84%	4.05%	4.78%
Inception Date	16-Sept-03					

CANARA ROBECO SHORT DURATION FUND

Fund Manager: Ms. Suman Prasad / Mr. Avnish Jain

	Since Inception	10 yr	7 yr	5 yr	3 yr	1 yr
Total Amt invested	1410000	1200000	840000	600000	360000	120000
Market Value	2057537	1634517	1021095	679893	380328.2358	122366
Scheme Returns	6.22%	6.02%	5.50%	4.95%	3.61%	3.70%
CRISIL Short Duration Fund BII Index [#]	7.47%	7.23%	6.67%	6.32%	5.15%	5.12%
CRISIL 10 Year Gilt Index ^{##}	5.90%	5.63%	4.68%	4.26%	1.94%	3.99%
Inception Date	25-Apr-11					

As per the provisions of SEBI circular dated April 12, 2018 (Performance disclosure post consolidation/ Merger of Schemes), the past performance of aforesaid scheme is based on the historical NAV of Canara Robeco Short Duration Fund (erstwhile Canara Robeco Yield Advantage Fund) and hence may not be comparable.

CANARA ROBECO CORPORATE BOND FUND

Fund Manager: Mr. Avnish Jain / Ms. Suman Prasad

	Since Inception	7 yr	5 yr	3 yr	1 yr
Total Amt invested	1070000	840000	600000	360000	120000
Market Value	1410110	1025356	684014	380865	122363
Scheme Returns	6.06%	5.62%	5.19%	3.70%	3.69%
CRISIL Corporate Bond Fund BIII Index [#]	7.40%	6.89%	6.56%	5.68%	4.51%
CRISIL 10 Year Gilt Index ^{##}	5.43%	4.68%	4.26%	1.94%	3.99%
Inception Date	07-Feb-14				

1. Investment date is taken to be 1st of the month or next business day if 1st is a holiday and investment of ₹ 10000 is taken. Returns are as on 30-December-2022 and are CAGR. 2. The calculations are based on the regular growth plan NAVs. 3. NA : Not Applicable as Benchmark index data not available for the period 4. Past performance may or may not be sustained in the future. Scheme Benchmark[#], Additional benchmark^{##}

Income Distribution cum Capital Withdrawal (IDCW) - Payout/Reinvestment

Canara Robeco Flexicap Fund

Date of declaration (Record Date)	Dividend Distribution per unit*	NAV as on the date of declaration
Regular IDCW - Payout/Reinvestment		
23.10.2020	2.95	36.74
29.10.2021	4.30	47.18
28.10.2022	0.45	45.72
Direct IDCW - Payout/Reinvestment		
29.10.2021	6.20	68.52
28.10.2022	0.66	67.32

Canara Robeco Equity Hybrid Fund

Date of declaration (Record Date)	Dividend Distribution per unit*	NAV as on the date of declaration
Regular Monthly IDCW - Payout/Reinvestment		
29.07.2022	0.60	85.36
26.08.2022	0.64	86.61
30.09.2022	0.64	84.9
28.10.2022	0.62	86.26
25.11.2022	0.64	87.52
30.12.2022	0.64	85.61
Direct Monthly IDCW - Payout/Reinvestment		
29.07.2022	0.60	103.59
26.08.2022	0.60	105.38
30.09.2022	0.60	103.6
28.10.2022	0.60	105.53
25.11.2022	0.60	107.34
30.12.2022	0.60	105.31

Canara Robeco Consumer Trends Fund

Date of declaration (Record Date)	Dividend Distribution per unit*	NAV as on the date of declaration
Regular IDCW - Payout/Reinvestment		
26.07.2019	1.40	21.96
31.07.2020	1.30	20.97
30.07.2021	1.90	29.54
29.07.2022	0.31	32.61
Direct IDCW - Payout/Reinvestment		
30.07.2021	3.25	51.16
29.07.2022	0.55	57.36

Canara Robeco Infrastructure

Date of declaration (Record Date)	Dividend Distribution per unit*	NAV as on the date of declaration
Regular IDCW - Payout/Reinvestment		
30.08.2019	1.35	22.42
31.08.2020	1.25	19.81
27.08.2021	2.00	31.07
26.08.2022	0.37	37.28
Direct IDCW - Payout/Reinvestment		
31.08.2020	1.65	26.17
27.08.2021	2.60	41.48
26.08.2022	0.49	50.33

Canara Robeco Equity Tax Saver Fund

Date of declaration (Record Date)	Dividend Distribution per unit*	NAV as on the date of declaration
Regular IDCW - Payout/Reinvestment		
26.02.2021	1.55	31.15
26.11.2021	1.80	35.96
25.02.2022	0.20	34.87
25.11.2022	0.19	37.57
Direct IDCW - Payout/Reinvestment		
26.11.2021	2.80	55.68
25.02.2022	0.30	54.19
25.11.2022	0.29	59.01

Canara Robeco Emerging Equities

Date of declaration (Record Date)	Dividend Distribution per unit*	NAV as on the date of declaration
Regular IDCW - Payout/Reinvestment		
30.11.2018	2.60	44.15
29.11.2019	2.70	45.03
27.11.2020	2.90	47.51
26.11.2021	5.65	60.83
25.11.2022	0.63	62.64
Direct IDCW - Payout/Reinvestment		
27.11.2020	2.00	68.63
26.11.2021	8.25	88.94
25.11.2022	0.93	92.69

Canara Robeco Income Fund

Date of declaration (Record Date)	Dividend Distribution per unit*	NAV as on the date of declaration
Regular Quarterly IDCW - Payout/Reinvestment		
25.09.2020	0.25	15.1644
24.12.2020	0.22	15.2842
26.03.2021	0.20	14.9986
25.06.2021	0.20	14.9957
24.09.2021	0.20	15.0242
31.12.2021	0.20	14.8035
25.03.2022	0.15	14.6469
24.06.2022	0.14	14.3314
30.09.2022	0.15	14.3664
30.12.2022	0.15	14.4388
Direct Quarterly IDCW - Payout/Reinvestment		
25.09.2020	0.25	16.3009
24.12.2020	0.25	16.4616
26.03.2021	0.20	16.2155
25.06.2021	0.20	16.2732
24.09.2021	0.20	16.366
31.12.2021	0.20	16.1916
25.03.2022	0.15	16.0757
24.06.2022	0.16	15.7666
30.09.2022	0.16	15.8589
30.12.2022	0.16	15.9891

Canara Robeco Conservative Hybrid Fund

(Monthly IDCW Option)

Date of declaration (Record Date)	Dividend Distribution per unit*	NAV as on the date of declaration
Regular Monthly IDCW - Payout/Reinvestment		
30.07.2021	0.10	14.2011
27.08.2021	0.10	14.2417
24.09.2021	0.10	14.3991
29.10.2021	0.10	14.262
26.11.2021	0.10	14.1545
31.12.2021	0.10	14.1634
28.01.2022	0.10	13.9797
25.02.2022	0.10	13.8155
25.03.2022	0.10	13.7955
29.04.2022	0.10	13.6772
27.05.2022	0.10	13.3287
24.06.2022	0.10	13.1755
29.07.2022	0.10	13.4512
26.08.2022	0.10	13.4878
30.09.2022	0.10	13.3407
28.10.2022	0.10	13.3559
25.11.2022	0.10	13.4266
30.12.2022	0.10	13.303
Direct Monthly IDCW - Payout/Reinvestment		
30.07.2021	0.10	16.1038
27.08.2021	0.10	16.1782
24.09.2021	0.10	16.386
29.10.2021	0.10	16.2638
26.11.2021	0.10	16.1705
31.12.2021	0.10	16.2153
28.01.2022	0.10	16.036
25.02.2022	0.10	15.8784
25.03.2022	0.10	15.8863
29.04.2022	0.10	15.7832
27.05.2022	0.10	15.4112
24.06.2022	0.10	15.2633
29.07.2022	0.10	15.6178
26.08.2022	0.10	15.6916
30.09.2022	0.10	15.5555
28.10.2022	0.10	15.6049
25.11.2022	0.10	15.7197
30.12.2022	0.10	15.6109
Regular Quarterly IDCW - Payout/Reinvestment		
24.09.2021	0.25	14.0455
31.12.2021	0.25	13.8599
25.03.2022	0.20	13.5945
24.06.2022	0.20	13.0756
30.09.2022	0.20	13.3374
30.12.2022	0.20	13.4004
Direct Quarterly IDCW - Payout/Reinvestment		
24.09.2021	0.25	15.9159
31.12.2021	0.25	15.7934
25.03.2022	0.20	15.5617
24.06.2022	0.23	15.0126
30.09.2022	0.24	15.355
30.12.2022	0.24	15.4665

* On face value of ₹10. ● For Daily, Weekly & Monthly dividend history of Canara Robeco Liquid Fund, Canara Robeco Ultra Short Term Fund & Canara Robeco Savings Fund

Visit : www.canararobeco.com. ● The dividend amount is before tax calculation.

Past performance may or may not be sustained in the future. Pursuant to payment of dividend, the NAV of the IDCW option of the scheme would fall to the extent of payout and statutory levy (if applicable).

Income Distribution cum Capital Withdrawal (IDCW) - Payout/Reinvestment

Canara Robeco Short Duration Fund

Date of declaration (Record Date)	Dividend Distribution per unit*	NAV as on the date of declaration
Regular Monthly IDCW - Payout/Reinvestment		
28.01.2022	0.06	15.1478
25.02.2022	0.06	15.1381
25.03.2022	0.06	15.1113
29.04.2022	0.06	15.0446
27.05.2022	0.06	14.9062
24.06.2022	0.06	14.8723
29.07.2022	0.06	14.917
26.08.2022	0.06	14.9264
30.09.2022	0.06	14.8541
28.10.2022	0.06	14.8438
25.11.2022	0.06	14.881
30.12.2022	0.06	14.8941
Direct Monthly IDCW - Payout/Reinvestment		
28.01.2022	0.06	16.8049
25.02.2022	0.06	16.8084
25.03.2022	0.06	16.7931
29.04.2022	0.06	16.7333
27.05.2022	0.06	16.5938
24.06.2022	0.06	16.5705
29.07.2022	0.06	16.6367
26.08.2022	0.06	16.6618
30.09.2022	0.06	16.5979
28.10.2022	0.06	16.6017
25.11.2022	0.06	16.6586
30.12.2022	0.06	16.6914
Regular Quarterly IDCW - Payout/Reinvestment		
24.09.2021	0.20	15.0152
31.12.2021	0.20	14.8845
25.03.2022	0.15	14.8351
24.06.2022	0.15	14.6262
30.09.2022	0.15	14.6354
30.12.2022	0.15	14.7037
Direct Quarterly IDCW - Payout/Reinvestment		
24.09.2021	0.20	16.283
31.12.2021	0.20	16.1846
25.03.2022	0.15	16.1666
24.06.2022	0.16	15.9656
30.09.2022	0.16	16.0057
30.12.2022	0.16	16.1104

Canara Robeco Small Cap Fund

Date of declaration (Record Date)	Dividend Distribution per unit*	NAV as on the date of declaration
Regular IDCW - Payout/Reinvestment		
27.08.2021	1.25	18.79
26.08.2022	0.23	22.9
Direct IDCW - Payout/Reinvestment		
27.08.2021	1.25	19.69

Canara Robeco Dynamic Bond Fund

Date of declaration (Record Date)	Dividend Distribution per unit*	NAV as on the date of declaration
Regular IDCW - Payout/Reinvestment		
29.12.2017	0.40	13.9791
22.06.2018	0.40	13.6557
28.12.2018	0.40	13.7272
28.06.2019	0.45	14.1036
27.12.2019	0.45	13.6044
26.06.2020	0.45	14.0712
24.12.2020	0.42	14.0022
25.06.2021	0.35	13.6606
31.12.2021	0.35	13.4939
24.06.2022	0.27	13.1468
30.12.2022	0.27	13.2808
Direct IDCW - Payout/Reinvestment		
29.12.2017	0.40	14.3862
22.06.2018	0.40	14.1043
28.12.2018	0.40	14.2548
28.06.2019	0.45	14.7197
27.12.2019	0.45	14.2958
26.06.2020	0.45	14.8653
24.12.2020	0.45	14.8495
25.06.2021	0.35	14.5799
31.12.2021	0.35	14.506
24.06.2022	0.29	14.2043
30.12.2022	0.29	14.4302

Canara Robeco Corporate Bond Fund

Date of declaration (Record Date)	Dividend Distribution per unit*	NAV as on the date of declaration
Regular IDCW - Payout/Reinvestment		
30.11.2018	0.35	11.3015
31.05.2019	0.35	11.5389
29.11.2019	0.30	11.7088
27.05.2020	0.35	11.5992
27.11.2020	0.35	11.7678
28.05.2021	0.30	11.6304
26.11.2021	0.30	11.5087
27.05.2022	0.23	11.3125
25.11.2022	0.23	11.3367
Direct IDCW - Payout/Reinvestment		
30.11.2018	0.35	11.6246
31.05.2019	0.35	11.9207
29.11.2019	0.40	12.1524
27.05.2020	0.35	11.9903
27.11.2020	0.35	12.2184
28.05.2021	0.30	12.1238
26.11.2021	0.30	12.0484
27.05.2022	0.24	11.8809
25.11.2022	0.24	11.9473

Canara Robeco Gilt Fund

Date of declaration (Record Date)	Dividend Distribution per unit*	NAV as on the date of declaration
Regular IDCW - Payout/Reinvestment		
23.12.2015	0.40	13.7057
24.06.2016	0.40	13.9683
23.12.2016	0.45	15.1684
23.06.2017	0.45	15.4644
29.12.2017	0.45	14.7729
22.06.2018	0.45	14.3774
28.12.2018	0.40	14.5640
28.06.2019	0.45	15.0791
27.12.2019	0.45	14.6599
26.06.2020	0.50	15.2096
24.12.2020	0.45	15.1544
25.06.2021	0.40	14.8103
31.12.2021	0.40	14.6682
24.06.2022	0.29	14.2586
30.12.2022	0.29	14.4175
Direct IDCW - Payout/Reinvestment		
23.12.2015	0.40	13.8634
24.06.2016	0.40	14.1721
23.12.2016	0.45	15.4471
23.06.2017	0.45	15.7997
29.12.2017	0.45	15.1532
22.06.2018	0.45	14.8012
28.12.2018	0.40	15.0561
28.06.2019	0.45	15.6535
27.12.2019	0.45	15.3047
26.06.2020	0.50	15.951
24.12.2020	0.47	15.9554
25.06.2021	0.40	15.6738
31.12.2021	0.40	15.604
24.06.2022	0.31	15.2119
30.12.2022	0.31	15.4387

Canara Robeco Blue Chip Equity Fund

Date of declaration (Record Date)	Dividend Distribution per unit*	NAV as on the date of declaration
Regular IDCW - Payout/Reinvestment		
25.11.2016	1.32	14.90
24.11.2017	1.35	17.42
30.11.2018	1.30	16.87
29.11.2019	1.40	17.86
27.11.2020	1.50	17.53
26.11.2021	2.00	21.03
25.11.2022	0.22	21.86
Direct IDCW - Payout/Reinvestment		
29.11.2019	1.94	26.23
26.11.2021	1.40	36.55
25.11.2022	0.39	38.6

* On face value of ₹10. ● For Daily, Weekly & Monthly dividend history of Canara Robeco Liquid Fund, Canara Robeco Ultra Short Term Fund & Canara Robeco Savings Fund

Visit : www.canararobeco.com. ● The dividend amount is before tax calculation.

Past performance may or may not be sustained in the future. Pursuant to payment of dividend, the NAV of the IDCW option of the scheme would fall to the extent of payout and statutory levy (if applicable).

HOW TO READ A FACTSHEET

Fund Manager : An employee of the asset management company who manages investments of the scheme. He is usually part of a larger team of fund managers and research analysts.

Minimum Application Amount for Fresh Subscription : This is the minimum investment amount for a new investor in a mutual fund scheme

Application Amount for Fresh Subscription : This is the minimum investment amount for a new investor in a mutual fund scheme.

Minimum Additional Amount : This is the minimum investment amount for an existing investor in a mutual fund scheme.

Yield to Maturity : The Yield to Maturity or the YTM is the rate of return anticipated on a bond if held until Maturity. YTM is expressed as an annual rate. The YTM factors in the bond's current market price, par value, coupon interest rate and time to maturity.

SIP : SIP or systematic investment plan works on the principle of making periodic investments of a fixed sum. It works similar to a recurring bank deposit. For instance, an investor may opt for an SIP that invests Rs. 500 every 15th of the month in an equity fund for a period of three years.

NAV : The NAV or the net asset value is the total asset value per unit of the mutual fund after deducting all related and permissible expenses. The NAV is calculated at the end of every business day. It is the value at which the investor enters or exits the mutual fund.

Benchmark : A group of securities, usually a market index, whose performance is used as a standard or benchmark to measure investment performance of mutual funds, among other investments. Some typical benchmarks include the Nifty, Sensex, BSE200, BSE500, 10-Year Gsec.

Entry Load : A mutual fund may have a sales charge or load at the time of entry and/or exit to compensate the distributor/agent.

Entry load is charged at the time an investor purchases the units of a mutual fund. The entry load is added to the prevailing NAV at the time of investment. For instance, if the NAV is Rs. 100 and the exit load is 1%, the investor will enter the fund at Rs. 101.

Exit Load : Exit load is charged at the time an investor redeems the units of mutual fund. The exit load is reduced from the prevailing NAV at the time of redemption. The investor will receive redemption proceeds at net value of NAV less Exit Load. For instance if the NAV is Rs. 100 and the exit load is 1% the investor will receive Rs. 99

Modified Duration : Modified duration is the price sensitivity and the percentage change in price for a unit change in yield.

Standard Deviation : Standard Deviation is a statistical measure of the range of an investment's performance. When a mutual fund has a high standard deviation, it means its range of performance is wide, implying greater volatility.

Sharpe Ratio : The Sharpe Ratio, named after its founder, the Nobel Laureate William Sharpe, is a measure of risk-adjusted returns. It is calculated using standard deviation and excess return to determine reward per unit of risk.

Beta : Beta is a measure of an investment's volatility vis-à-vis the market. Beta of less than 1 means that the security will be less volatile than the market. A beta of greater than 1 implies that the security's price will be more volatile than the market.

AUM : AUM or assets under management refers to recent / updated cumulative market value of investments of a scheme managed by the mutual fund.

Holdings : The holdings or the portfolio is a mutual fund's latest or updated reported statement of investments/securities. These are usually displayed in terms of percentage to net assets or the rupee value or both. The objective is to give investors an idea of where their money is being invested by the fund manager.

Nature of Scheme : The investment objective and underlying investments determine the nature of the mutual fund scheme. For instance, a mutual fund that aims at generating capital appreciation by investing in stock markets is an equity fund or growth fund. Likewise, a mutual fund that aims at capital preservation by investing in debt markets is a debt fund or income fund. Each of these categories may have sub-categories.

Rating Profile : Mutual funds invest in securities after evaluating their creditworthiness as disclosed by the ratings. A depiction of the mutual fund in various investments based on their ratings becomes the rating profile of the fund. Typically, this is a feature of debt funds.

DEFINITIONS

(as on December 30, 2022)

Total Expense Ratio : Expressed as an annualized percentage, it is the ratio of all the expenses of the fund to the total assets of the fund and includes the fund management fees paid to the asset management company for managing the fund's assets.

Sharp Ratio : The Sharpe Ratio, named after its founder, the Nobel Laureate William Sharpe, is a measure of risk-adjusted returns. It is calculated using standard deviation and excess return to determine reward per unit of risk.

Beta : Beta is a measure of an investment's volatility vis-à-vis the market. Beta of less than 1 means that the security will be less volatile than the market. A beta of greater than 1 implies that the security's price will be more volatile than the market.

Portfolio Turnover Ratio : It is a measure of how often assets within a fund are churned.

Modified Duration : Modified duration is the price sensitivity and the percentage change in price for a unit change in yield.

Average Maturity : It is the weighted average of residual maturity of debt securities in a fund portfolio

Portfolio Yield : Weighted Average valuation yield of the assets

Standard Deviation : Standard Deviation is a statistical measure of the range of an investment's performance. When a mutual fund has a high standard deviation, it means its range of performance is wide, implying greater volatility.

Risk Free Return : It represents the rate of return an investor could have earned by investing in a security which is believed to have zero investment risk over the specified period of time.

Tracking Error : Tracking error is a measure of how closely is a scheme able to imitate the index to which it is benchmarked. It is the standard deviation of the difference between the scheme and index returns.

R-Squared: It is a statistical measure of how closely the portfolio returns are correlated with its benchmark.

TRI: Total Return Index (TRI) is an index that measures the performance of a group of components by assuming that all cash distributions are reinvested, in addition to tracking the components' price movement. It takes into account all dividends/ interest payments that are generated from the basket of constituents that make up the index in addition to the capital gains and considered as an appropriate measure of performance.

DISCLAIMERS

(as on December 30, 2022)

Disclaimer :

The information used towards formulating the outlook have been obtained from sources published by third parties. While such publications are believed to be reliable, the opinions expressed in this document are of personal nature and does not constitute the views of Canara Robeco Asset Management. It is hereby expressly stated that, neither the AMC, its officers, the trustees, the Fund or any of their affiliates or representatives assume any responsibility for the accuracy of such information or the views thereof. The above is only for information purpose and do not constitute any guidelines or recommendation on any course of action to be followed by the reader. Recipients of this communication should rely on information/data arising out of their own investigations. Readers are advised to seek independent professional advice, verify the contents, and arrive at an informed investment decision before making any investments. Investor shall note that there is no assurance or guarantee that the investment objective of the scheme will be achieved. The Sector/stocks/securities mentioned in above do not constitute as any research report / recommendation and the fund may or may not have future position in these sector/ stocks/ securities. Past performance may or may not sustain in future. Further, CRMF, its Sponsors, its Trustees, CRAMC, its employees, officer, Directors, etc. assume no financial liability whatsoever to the user of this document. This document is for general information purposes only and should not be construed as solicitation to invest in the Mutual Fund schemes.

†Note :

Risk ratios calculated for schemes having minimum three year performance

Risk Free Rate of Return : 6.6% (MIBOR as on December 30, 2022)

For the calculation of risk ratios monthly absolute returns calculated at monthly frequency are used

BRANCH OFFICES : Visit: www.canararobeco.com

AHMEDABAD ● BANGALORE ● BHUBANESWAR ● CHANDIGARH ● CHENNAI ● GOA ● GUWAHATI ● HYDERABAD ● INDORE ● JAIPUR ● KOCHI ● KOLKATA ● KANPUR ● LUCKNOW ● MANGALORE ● MUMBAI ● NEW DELHI ● NAGPUR ● NASIK ● PUNE ● PATNA ● SURAT

Note: The disclosures relating to portfolio Turn over Ratio (for equity segment) is based on the aggregate market value of equity as on 30.12.2022. The disclosures of average maturity period relates to the debt component of the portfolio as on 30.12.2022.

Unclaimed Dividends : Those Investors who have not received/encashed the Dividends distributed by the Schemes, may write to respective registrar, duly furnishing the Name of the Scheme, Folio No. and Details of the Dividends not received.

Mutual Fund investments are subject to market risks, read all scheme related documents carefully.

Investing in Canara Robeco Equity Tax Saver Fund is like having twins.

You get a dual advantage.

The Canara Robeco Equity Tax Saver Fund offers you the twin advantage of growth potential from investing in equities as well as tax savings under Sec 80C*. The three-year lock in period aids the potential for your money to grow, as the fund has the flexibility to invest in large and medium-sized companies that have strong fundamentals. It's just one of the many funds from Canara Robeco that has the potential for you to have a smart tomorrow.

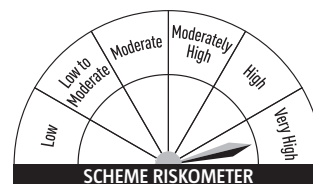
CANARA ROBECO Equity Tax Saver Fund

(ELSS - An open ended equity linked saving scheme with a statutory lock in of 3 years and tax benefit)



This product is suitable for investors who are seeking*:

- Capital appreciation over long term
- Investment in equity and equity related securities with a statutory lock in of 3 years and tax benefit



Investors understand that their principal will be at Very High Risk

*Investors should consult their financial advisers if in doubt about whether the product is suitable for them.

To know more, please contact your Financial Adviser or visit www.canararobeco.com

*Under Section 80C of Income Tax Act 1961, Tax benefit upto INR 46800** per annum (assuming highest tax bracket) for an investment upto Rs. 1.5 lac. **Assuming tax rate of 30% plus 4% cess. Information on tax benefits are based on prevailing taxation laws. Kindly consult your tax advisor for actual tax implication before investment.

Mutual Fund investments are subject to market risks, read all scheme related documents carefully.